

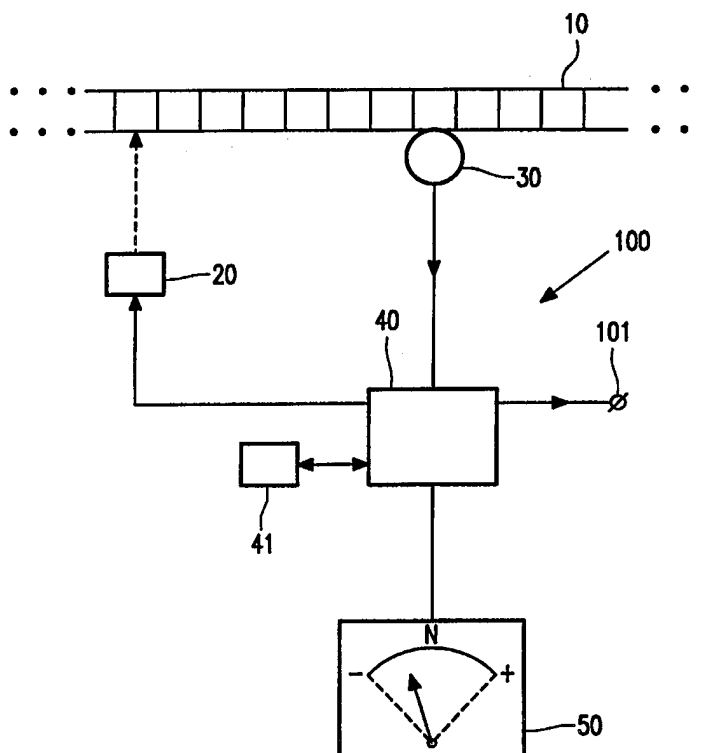


INTERNATIONAL APPLICATION PUBLISHED UNDER THE PATENT COOPERATION TREATY (PCT)

(51) International Patent Classification ⁶ : H04N 5/783, 5/937 // G11B 20/10, 27/00, H04N 5/926	A1	(11) International Publication Number: WO 98/48573 (43) International Publication Date: 29 October 1998 (29.10.98)
(21) International Application Number: PCT/IB98/00326 (22) International Filing Date: 12 March 1998 (12.03.98) (30) Priority Data: 97201220.7 24 April 1997 (24.04.97) EP (34) Countries for which the regional or international application was filed: NL et al. (71) Applicant: KONINKLIJKE PHILIPS ELECTRONICS N.V. [NL/NL]; Groenewoudseweg 1, NL-5621 BA Eindhoven (NL). (71) Applicant (for SE only): PHILIPS AB [SE/SE]; Kottbygatan 7, Kista, S-164 85 Stockholm (SE). (72) Inventor: VAN DEN ENDEN, Gijsbert, Joseph; Prof. Holstlaan 6, NL-5656 AA Eindhoven (NL). (74) Agent: VAN DER KRUK, Willem, L.; Internationaal Octroibureau B.V., P.O. Box 220, NL-5600 AE Eindhoven (NL).		(81) Designated States: CN, ID, JP, KR, MX, European patent (AT, BE, CH, DE, DK, ES, FI, FR, GB, GR, IE, IT, LU, MC, NL, PT, SE). Published <i>With international search report.</i> <i>Before the expiration of the time limit for amending the claims and to be republished in the event of the receipt of amendments.</i>

(54) Title: METHOD OF AND ARRANGEMENT FOR RECORDING AND REPRODUCING VIDEO IMAGES**(57) Abstract**

A method is described for reproducing video frames coded in accordance with an MPEG format, in which method a carrier provided with recordings is played with a speed which differs from the nominal playback speed, and in which the number of frames to be transferred to a display apparatus and generated by reading out is compensated in such a manner that the average number per unit of time is equal to a predetermined nominal number by repeating or by skipping B frames.



FOR THE PURPOSES OF INFORMATION ONLY

Codes used to identify States party to the PCT on the front pages of pamphlets publishing international applications under the PCT.

AL	Albania	ES	Spain	LS	Lesotho	SI	Slovenia
AM	Armenia	FI	Finland	LT	Lithuania	SK	Slovakia
AT	Austria	FR	France	LU	Luxembourg	SN	Senegal
AU	Australia	GA	Gabon	LV	Latvia	SZ	Swaziland
AZ	Azerbaijan	GB	United Kingdom	MC	Monaco	TD	Chad
BA	Bosnia and Herzegovina	GE	Georgia	MD	Republic of Moldova	TG	Togo
BB	Barbados	GH	Ghana	MG	Madagascar	TJ	Tajikistan
BE	Belgium	GN	Guinea	MK	The former Yugoslav	TM	Turkmenistan
BF	Burkina Faso	GR	Greece		Republic of Macedonia	TR	Turkey
BG	Bulgaria	HU	Hungary	ML	Mali	TT	Trinidad and Tobago
BJ	Benin	IE	Ireland	MN	Mongolia	UA	Ukraine
BR	Brazil	IL	Israel	MR	Mauritania	UG	Uganda
BY	Belarus	IS	Iceland	MW	Malawi	US	United States of America
CA	Canada	IT	Italy	MX	Mexico	UZ	Uzbekistan
CF	Central African Republic	JP	Japan	NE	Niger	VN	Viet Nam
CG	Congo	KE	Kenya	NL	Netherlands	YU	Yugoslavia
CH	Switzerland	KG	Kyrgyzstan	NO	Norway	ZW	Zimbabwe
CI	Côte d'Ivoire	KP	Democratic People's	NZ	New Zealand		
CM	Cameroon		Republic of Korea	PL	Poland		
CN	China	KR	Republic of Korea	PT	Portugal		
CU	Cuba	KZ	Kazakstan	RO	Romania		
CZ	Czech Republic	LC	Saint Lucia	RU	Russian Federation		
DE	Germany	LI	Liechtenstein	SD	Sudan		
DK	Denmark	LK	Sri Lanka	SE	Sweden		
EE	Estonia	LR	Liberia	SG	Singapore		

Method of and arrangement for recording and reproducing video images

The invention relates to the recording and reproduction of image information (video). More in particular, the present invention relates to the general problem of reproducing the recorded image information at a speed other than the normal speed.

As is known, video images (frames) are reproduced in accordance with a predetermined format on a standard image display apparatus such as a television set, the pixels of the frame being reproduced not simultaneously but sequentially. More particularly, adjacent pixels are written consecutively so as to write a horizontal line and the horizontal lines of the frame are written consecutively (interlaced). The time thus required for reproducing one frame, i.e. the time required to write all the image lines making up the frame, is $1/25$ s in the PAL format. Consequently, a scene whose actual playing time is 100 s corresponds to a sequence of 2500 consecutive frames.

For recording video images on a carrier, such as for example a magnetic tape, an analog method is known in which the consecutive pixels are recorded adjacent one another on recording tracks which are inclined with respect to the playing direction of the carrier. Each recording track then corresponds to one image line. With recordings of this type the possibilities for slow-motion or fast-motion reproduction are limited. For example, when it is desired to reproduce a scene at five times the normal speed, the carrier is moved past a read head at five times the normal speed. This means that five consecutive images move past the read head in the time required for the reproduction of a single image by the image display apparatus. An image reproduced on the display screen then takes the form of five fragments of these five consecutive images, which fragments are displayed one above the other and are separated from one another by distorted image portions.

More recently, a digital recording method termed MPEG has been developed. In this method the information relating to an image is digitally coded and compressed and is linearly stored on a carrier, which is to be understood to mean that the consecutive bits are arranged in line with one another in the write and read direction of the carrier.

When such a recording is played back the bits being read do not correspond to the pixels of a frame to be reproduced consecutively. A multiplicity of bits

must be collected in order to be decoded and in order to reconstruct the image content of one or more consecutive frames. The buffer memories and computing devices required for this may be provided in the playback apparatus or in the display apparatus. It is to be noted, though, that on an average the number of bits read corresponds to 25 frames per second at a normal playback speed of the carrier. In principle, it is possible to move the carrier more rapidly or slowly past the read head. However, the problem is that a standard display apparatus such as a television set is not capable of converting the signals then received to normal frames.

It is an object of the present invention to provide a method and an arrangement which enable a video recording made in accordance with an MPEG method to be reproduced with a playback speed which is adjustable within ample margins on a standard display apparatus such as a television set.

More particularly, it is an object of the present invention to allow the user of such a playback arrangement to vary the playback speed almost continuously between slow- motion and fast-motion reproduction.

These and other aspects, features and advantages of the present invention will be elucidated by means of the following description of a preferred embodiment of a method and arrangement in accordance with the invention with reference to the drawings, in which:

Figures 1A-1E illustrate the amount of information saved by MPEG coding;

Figure 2A shows an example of an MPEG sequence;

Figure 2B shows an example of a sequence for slow-motion reproduction derived from the sequence in Figure 2A;

Figure 2C shows an example of a sequence for fast-motion reproduction derived from the sequence in Figure 2A; and

Figure 3 is a block-schematic diagram of an arrangement in accordance with the invention.

Since MPEG coding is known per se, only a brief description of some essential aspects of an MPEG recording procedure will be given with reference to Figure 1. Specifically, a brief description of three different types of MPEG coding for a frame will be given, which types of coding are referred to as I coding, P coding, and B coding and require a decreasing number of bits per frame in the listed order.

Figure 1A illustrates a sequence of consecutive frames to be recorded on a

carrier such as a magnetic tape, the individual frames bearing sequence numbers N , $N+1$, $N+2$ etc. In the PAL format each frame corresponds to a playing time of $1/25$ second.

Figure 1B shows diagrammatically a magnetic tape 10 on which consecutive recording areas R , $R+1$, $R+2$ etc. have been indicated, which areas have equal
5 lengths, i.e. each of these recording areas R , $R+1$, $R+2$ etc. contains the same number of bits. If each frame N , $N+1$, $N+2$ etc. had been recorded individually in digitally coded form the recording of the sequence illustrated in Figure 1A would take the form outlined in Figure 1B.

In order to reduce the amount of information expressed in bits/second
10 during the read-out of the digital information and during the transmission of the information thus read to a reproduction apparatus the image information is compressed prior to recording. In Figure 1C this is illustrated diagrammatically in that the carrier 10 has consecutive recording areas C , $C+1$, $C+2$ etc. each having a length smaller than that of the corresponding recording areas R , $R+1$, $R+2$ etc. in Figure 1B. Figure 1C particularly
15 relates to a situation arising when the information of each individual frame N , $N+1$, $N+2$ etc. would be compressed to a compressed frame prior to recording. In such a case the associated original frame N , $N+1$, $N+2$ etc. can be derived from each compressed frame C , $C+1$, $C+2$ etc. by decompression and decoding. Coded and compressed frames having this feature will be referred to as intrinsic frames or I frames.

20 A further reduction of the amount of information is possible as a result of the fact that normally the consecutive frames of a sequence bear much resemblance to one another. If for a frame only the differences from its predecessor are recorded less information is required to record this frame. Such a frame will be referred to as a predicted frame or P frame and contains motional information of frame portions. Figure 1D
25 diagrammatically illustrates a situation in which the frame N is recorded as an I frame and in which the next two frames $N+1$ and $N+2$ are recorded as P frames. It will be evident that it is not possible to reconstruct, for example, the frame $N+1$ by decompression and decoding of the recorded information of merely the P frame corresponding to the frame $N+1$ but that for this it is necessary to combine the recorded information of the P frame corresponding to
30 the frame $N+1$ with the I frame corresponding to the frame N . However, it will also be evident that a comparatively small number of bits are required to record the two consecutive frames N and $N+1$.

MPEG further includes a coded and compressed frame of a third type, which will be referred to as a bidirectional frame or B frame. To record a B frame even less

bits are required than for recording a P frame, as is illustrated diagrammatically in Figure 1E. The original corresponding to a B frame is reconstructed from the information of three coded and compressed frames, i.e. said B frame, the last I frame or P frame preceding it, and the first I frame or P frame following said B frame.

5 It is to be noted that the amount of information to be recorded depends on the image content of the consecutive frames. For example, the reproduction of a one-hour image sequence would require approximately 540 Gbit (67.5 Gbyte) but this amount of information can be compressed to approximately 10.8 Gbit (1.35 Gbyte) by means of MPEG recording.

10 The playback of video recordings thus coded will now be described with reference to Figure 2.

Figure 2A shows diagrammatically an example of a sequence of stored video frames. The frames successively bear the numerals 1, 2, 3 ..., as indicated in the upper part of Figure 2A and the type of each respective frame is specified in the lower part of Figure 2A. For the sake of simplicity the I, P and B frames are shown as though they are equal in size. The coding structure IBBPBBPBB may be recurrent; in that case a group of nine consecutive frames is termed "Group Of Pictures" or GOP. It is to be noted that in MPEG the length of a GOP (i.e. 9 frames in the present case) is variable. Moreover, the structure of a GOP, particularly the number of succeeding B-frames, is variable and dependent on the image content of the frames to be recorded. It is to be noted also that whether a frame is to be recorded as an I frame, a P frame or a B frame is decided during the recording of a sequence by a recording apparatus (video recorder); however, the manner in which this decision is made is not relevant to the present invention. In the scope of the present invention it may be assumed that a recorded sequence includes I frames, P frames and B frames of a more or less regular coding structure.

25 If this recorded sequence is to be reproduced by means of a display apparatus such as a television set in a normal way (i.e. in real time), the coded frames are consecutively read by a playback apparatus (video recorder) and are supplied to said display apparatus in coded form. Each coded frame also includes information relating to the coding type. As stated hereinbefore, the recording of an I frame involves more information than a P frame and a B frame, as a result of which the read-out and the transmission of a P-frame to the display apparatus takes a shorter time than the read-out and transmission of an I frame; the read-out and transmission of a B frame takes an even shorter time. However, on an average the number of PAL-format frames (I, P and B together) read and transmitted is 25 per

second.

In the display apparatus the frames received are decompressed and decoded, after which the decoded frames are stored in a buffer memory. The stored frames are read from this buffer memory and displayed, the reproduction of each frame in PAL
5 format taking 1/25 second regardless of whether it has been coded as an I frame, P frame or B frame.

If it is desired to view the recorded sequence at a speed other than the normal speed (fast-motion reproduction or slow-motion reproduction) it is not adequate to move the carrier merely past the read head at a higher or a lower speed. Indeed, in that case
10 the number of frames being stored in said buffer memory would be larger or smaller than the nominal number while in the standard display apparatus the frames are read from this buffer memory at the nominal rate (25 per second in the PAL format). The present invention provides a method which assures that the average number of coded frames presented to the display apparatus per unit of time remains equal to the nominal number, even when the
15 carrier is moved past the read head at a higher or lower speed (fast-motion reproduction or slow-motion reproduction), as will be described hereinafter.

Figure illustrates diagrammatically a playback apparatus 100 in accordance with the present invention, adapted to read information recorded on the carrier
10. The playback apparatus 100 has a read head 30 and means 20 for moving the carrier 10
20 past the read head 30. In the case that the carrier 10 is a magnetic tape the movement means 20 comprise a motor for driving a take-up reel for the tape. In the case that the carrier 10 is a magnetic or optical disc, the movement means 20 comprise a motor for rotating the disc.

The playback apparatus 10 comprises a control device 40, which may comprise, for example, a suitably programmed (hardware-oriented or software oriented)
25 microprocessor. The control device 40 is coupled to the movement means 20 to control the speed at which the movement means 20 move the carrier 20 past the read head 30.

Furthermore, the control device 40 is coupled to the read 30 to receive information read by means of the read head 30, which information, as stated, is coded information about video frames. The control device 40 is further coupled to an output 101 of
30 the playback apparatus 100 for selectively applying information read by means of the read head 30 to said output 101, as will be described in more detail hereinafter.

The playback apparatus 100 has a playback speed selector switch 50 coupled to the control device 40, which switch can be actuated by a user. The selector switch 50 can have different configurations. In one configuration the selector switch 50 can be

constructed as a pointer which is movable along a scale graduation, which pointer for example actuates a wiper which is movable along a resistance track. In another configuration the selector switch 50 can be an alphanumeric keyboard. It is also possible to combine these configurations, as will be evident to those skilled in the art.

5 By means of the selector switch 50 the user can give a command to the control device 40 in order to select the desired playback speed. Normally, the user will select a normal playback speed, marked "N" in Figure 3. The control device 40 is adapted to control the movement means 20 in such a manner that the carrier 10 is moved with a substantially constant predetermine speed, hereinafter referred to as the nominal speed. The
10 video signals received from the read head 30 are then transferred integrally to the output 101.

The control device 40 is also adapted to monitor the stream of data received from the read head 30 and to measure the average number of frames per unit of time in this data stream. The control device 40 compares the measured average with a
15 predetermined fixed value, hereinafter referred to as the nominal value, which nominal value is 25 per second in the case of the PAL format. If the measured average is greater than this nominal value the control device 40 controls the movement means 20 to move the carrier more slowly past the read head 30 and if the measured average is smaller than this nominal value the control device 40 controls the movement means 20 to move the carrier more
20 rapidly past the read head 30 so as to assure that the number of frames supplied to the output 101 per unit of time is equal to said nominal value.

If the user wishes to select a playback speed other than the nominal speed he actuates the selector switch 50 to enter a speed factor α . Hereinafter, the speed factor α will be defined as a factor by which the nominal playback speed should be multiplied, so that
25 a speed factor α greater than one corresponds to fast-motion reproduction and a speed factor α between zero and one corresponds to slow-motion reproduction.

In accordance with an important aspect of the present invention the speed factor α can be adjusted continuously within given limits. In a variant it may be possible that the user can choose only from a (comparatively large) number of predetermined values
30 for the speed factor α .

Hereinafter, an example of slow-motion reproduction in accordance with the present invention will be elucidated with reference to Figure 2B, in order to illustrate the principle of the present invention. Figure 2B shows a sequence of frames derived from the sequence shown in Figure 2A by means of the control device 40 by repeating each B frame

one time. Again, the frames in the new sequence successively bear the numerals 1, 2, 3 ..., as indicated in the upper part of Figure 2B and the type of each respective frame is specified in the lower part of Figure 2B, the original sequence number of this frame (Figure 2A) being given in parentheses.

5 Thus, in the present example a new sequence of 15 frames is derived from an original sequence comprising 9 frames. An essential feature is that the new sequence fully complies with the MPEG format, as a result of which the control device 40 can supply this modified sequence directly to a standard display apparatus, which can then directly decode and display this modified sequence. The playing time of this modified sequence (15
10 frames) is longer than that of the original sequence (9 frames) so that slow-motion play is obtained: the speed factor \propto in the present case being consequently equal to 9/15 or 0.6.

 It will be evident that there are a large number of "clean" speed factors \propto smaller than one. In the sequence of a GOP shown by way of example in Figure 2A it is also simply possible to attain factors of 9/10, 9/11, 9/12, 9/13 and 9/14, namely by repeating 1,
15 2, 3, 4, or 5 of the B frames in the GOP. Other fractions can be realized by considering more consecutive GOPs: if two consecutive GOPs are considered it is possible, for example, to obtain a speed factor of 18/23 by repeating 2 and 3 B frames in the first and the second GOP, respectively.

 It is to be noted that very small slow-motion factors are attainable by
20 repeating the B frames more than once. For example, the B frames of the GOP of Figure 2A are each transmitted four times in succession: in this case the resulting slow-motion factor is $9/27 = 0.33$. However, in the case of still smaller slow-motion factors it is not unlikely that the reproduced image makes a jerky impression upon a viewer.

 In practice, the length of the GOPs is not necessarily constant, as a result
25 of which it is not certain whether a given desired speed factor can be realized in any GOP. However, this is not important, an important feature of the present invention being that in the case of a delayed read-out of frames it is possible to obtain on an average the nominal number of frames at the output 101 by repeating B frames.

 Now reference is made to Figure 3. The control device 40 is adapted to
30 drive the movement means in the slow-motion reproduction mode with a speed which is substantially equal to \propto times the nominal speed. Consequently, the average number of frames read per unit of time by means of the read head 30 is substantially equal to \propto times the nominal number. As already stated, the control device 40 is adapted to monitor the data stream from the read head 30 and to count the number of frames transmitted per unit of

time. Each time that the counted number is found to be smaller than the nominal number the control device 40 will furnish the B-frame data X times at the output 101. For this purpose, the control device 40 comprises a memory 41 for storing the B-frame data.

In principle, X is chosen to be 2. However, if the selected speed factor is so small that supplying the B-frame data 2 times is not adequate to maintain the nominal frame rate, the control device 40 will increment X to 3 or even to 4.

This ensures again that the average number of frames supplied to the output 101 per unit of time is substantially equal to said nominal value. It is to be noted that no modifications are required to receive the modified sequence at the side of the display apparatus because the average number of frames in the modified sequence is always equal to the nominal number of frames and the modified sequence complies with the MPEG format. The display apparatus can decode each received frame in a "normal" manner and reproduce it on the screen in the nominal time (1/25 second in the PAL format) regardless of the source, i.e. regardless of whether it is a "normal" or a "repeated" frame.

Furthermore, it is to be noted that, in principle, it is possible to obtain any desired slow-motion factor, obviously within reasonable limits, because it is not necessary to repeat the same number of B frames in each GOP. It is merely important that for any reading speed (playing speed of the medium) a B frame is repeated at given instants, in such a manner that the total number of transmitted frames, averaged over a longer time, is always substantially to the nominal number. The actual length of the GOPs is then irrelevant.

Hereinafter, an example of fast-motion reproduction in accordance with the present invention will be elucidated with reference to Figure 2C, in order to illustrate the principle of the present invention. Figure 2C shows a sequence of frames derived from the sequence shown in Figure 2A by means of the control device 40 by skipping every second B frame. Again, the frames in the new sequence successively bear the numerals 1, 2, 3 ..., as indicated in the upper part of Figure 2C and the type of each respective frame is specified in the lower part of Figure 2C, the original sequence number of this frame (Figure 2A) being given in parentheses.

Thus, in the present example a new sequence of 6 frames is derived from an original sequence comprising 9 frames. An essential feature is that the new sequence fully complies with the MPEG format, as a result of which the control device 40 can supply this modified sequence directly to a standard display apparatus, which can then directly decode and display this modified sequence. The playing time of this modified sequence (6 frames) is shorter than that of the original sequence (9 frames) so that fast-motion play is obtained: the

speed factor \propto in the present case being consequently equal to 9/6 or 1.5.

It will be evident that there are a large number of "clean" speed factors \propto greater than one. In the sequence of a GOP shown by way of example in Figure 2A it is also simply possible to attain factors of 9/8, 9/7, 9/5, 9/4 and 9/3, namely by skipping 1, 2, 3, 4, 5 or 6 of the B frames in the GOP. Other fractions can be realized by considering more consecutive GOPs: if two consecutive GOPs are considered it is possible, for example, to obtain a speed factor of 18/13 by skipping 2 and 3 B frames in the first and the second GOP, respectively.

It is evident that maximum fast-motion factor thus attainable depends on the number of frames in GOP. Larger fast-motion factors are possible by also skipping P frames but this is only allowed if all the B frames associated with this P frame are skipped likewise. If all the P frames are skipped only one frame of a GOP will be displayed in the present example: the resulting fast-motion factor is then 9/1.

Now reference is made to Figure 3. The control device 40 is adapted to drive the movement means in the fast-motion reproduction mode with a speed which is substantially equal to \propto times the nominal speed. Consequently, the average number of frames read per unit of time by means of the read head 30 is substantially equal to \propto times the nominal number. As already stated, the control device 40 is adapted to monitor the data stream from the read head 30 and to count the number of frames transmitted per unit of time. Each time that the counted number is found to be greater than the nominal number the control device 40 will block the data of a B frame (and, if desired, even of a P frame), as a result of which this data cannot reach the output 101.

This ensures again that the average number of frames supplied to the output 101 per unit of time is substantially equal to said nominal value. It is to be noted that no modifications are required to receive the modified sequence at the side of the display apparatus because the average number of frames in the modified sequence is always equal to the nominal number of frames and, in addition, the modified sequence complies with the MPEG format. The display apparatus can decode each received frame in a "normal" manner and reproduce it on the screen in the nominal time (1/25 second in the PAL format).

Furthermore, it is to be noted that, in principle, it is possible to obtain any desired fast-motion factor, obviously within reasonable limits, because it is not necessary to skip the same number of B frames in each GOP. It is merely important that for any reading speed (playing speed of the medium) a B frame is skipped at given instants, in such a manner that the total number of transmitted frames, averaged over a longer time, is always

substantially to the nominal number. The actual length of the GOPs is then irrelevant.

An important advantage of the method proposed in accordance with the present invention is that the reproduced images exhibit no disturbances and that the moving elements of an image actually exhibit faster motions. As already stated, the maximum fast-motion factor attainable by the method in accordance with the invention depends on the
5 number of B frames (and P frames, if applicable) in a GOP. Obviously, even larger fast-motion factors are possible by also skipping I frames. However, at such high playback speeds (fast-motion factors of 9 and higher) an image which moves correspondingly faster can no longer be followed by a viewer, so that this possibility provided by the invention has
10 hardly any practical advantage.

The present invention proposes an alternative which results in a steadier image for a viewer. In accordance with this alternative a first predetermined number of consecutive frames is first transmitted to the display apparatus, after which a second predetermined number of consecutive frames is skipped. Said first and said second number
15 preferably correspond to an integral number of GOPs. In an example in which one GOP is transmitted and subsequently nine consecutive GOPs are skipped the resulting fast-motion factor is 10/1.

An advantage of this fast-motion reproducing method proposed by the present invention is that the viewer always perceives a normally moving image scene for a
20 short time, successive image scenes being separated from one another by a jump in time. The length of the time jump can hardly or not be estimated, so that in this respect viewing a reproduction with a fast-motion factor of 5 is similar to viewing a reproduction with a fast-motion factor of 50.

It will be evident to an expert that the protective scope of the present
25 invention as defined in the Claims is not limited to the examples shown in the drawings and disclosed in the text but that it is possible to change or modify the disclosed embodiments of the method and the arrangement in accordance with the invention within the scope of the inventive concept.

Claims:

1. A method of reading a sequence of video frames coded in accordance with an MPEG format, which sequence comprises I frames, P frames and B frames; in which a carrier provided with a recording is played with a speed which differs from the nominal playback speed, as a result of which said video frames of the sequence are supplied at a rate
5 (number of frames per unit of time) which differs from a nominal rate, and in which one or more B frames of the frames thus read is/are repeated or skipped so as to transmit to a display apparatus a modified sequence whose average number of frames per unit of time is equal to a predetermined nominal number.
2. A method as claimed in Claim 1, in which the carrier is played with a
10 speed which is higher than the normal playback speed, and in which, in addition to B frames, P frames are skipped.
3. A method as claimed in Claim 1, in which the carrier is played with a speed which is higher than the nominal playback speed, and in which each time a first predetermined number of consecutive frames is transmitted to a display apparatus, after
15 which a second predetermined number of consecutive frames is skipped, the second number being greater than the first number.
4. A method as claimed in Claim 3, in which the first predetermined number of consecutive frames corresponds to an integral number of GOPs, and in which the second predetermined number of consecutive frames corresponds to an integral number of GOPs.
- 20 5. An arrangement (100) for carrying out the method as claimed in any one of the Claims 1-4, comprising:
a read head (30) for reading information recorded on a carrier (10);
movement means (20) for moving the carrier (10) and the read head (30) with respect to one another with an adjustable speed;
25 an output (101) for supplying a sequence of coded frames;
a control device (40) coupled to the read head (30) in order to receive the information being read, and to the output in order to selectively supply the information being read to said output (101);
a memory (41), associated with the control device (40), for the temporary storage of B-

frames read;

a speed selector switch (50) to be actuated by a user and coupled to the control device (40);
in which the control device (40) is coupled to the movement means (20) and is adapted to be
responsive to a signal received from the speed selector switch (50) to control the movement
5 device (20) so as to make the speed of movement of the carrier (10) equal to α times a
predetermined nominal speed, α being a speed factor selected by means of the speed
selector switch (50);

in which the control device (40) is adapted to monitor the data stream from the read head
(30) and to compare the number of frames per unit of time in said data stream with a
10 predetermined nominal average;

in which the control device (40) is adapted, if the counted number of frames per unit of time
is smaller than the nominal average, to store the data of a B frame in the memory (41) and,
after the transfer of said data to the output (101), to read said data out of the memory (41)
and transfer said data again to the output (101);

15 and in which the control device (40) is adapted, if the counted number of frames per unit of
time is greater than the nominal average, to prevent the data of a B frame from reaching the
output (101).

1/3



FIG. 1A

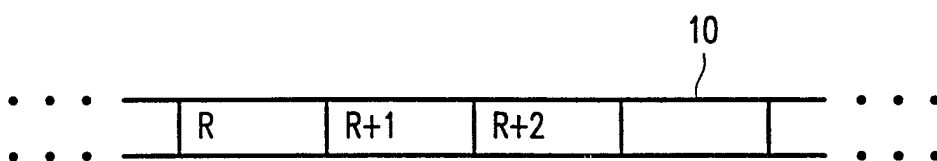


FIG. 1B

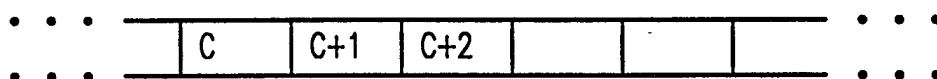


FIG. 1C

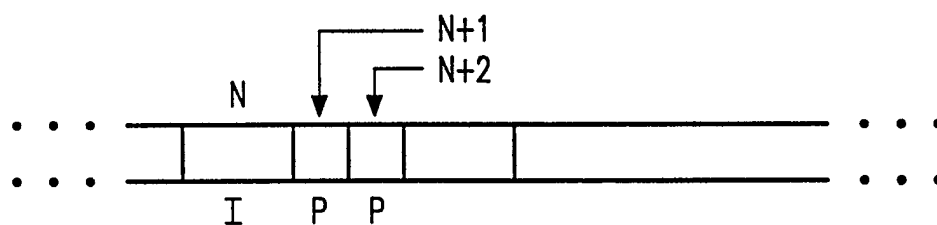


FIG. 1D

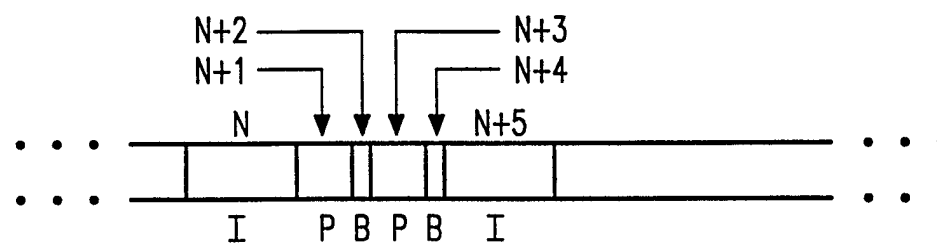


FIG. 1E

2/3

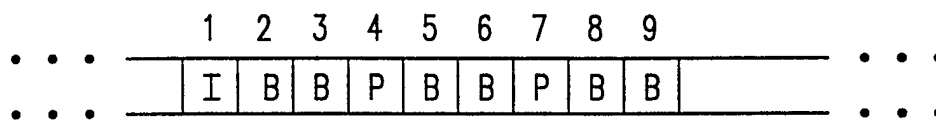


FIG. 2A

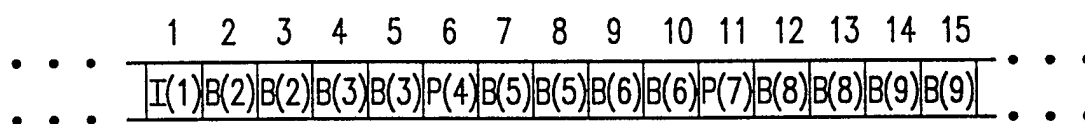


FIG. 2B

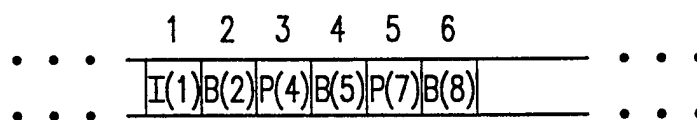


FIG. 2C

3/3

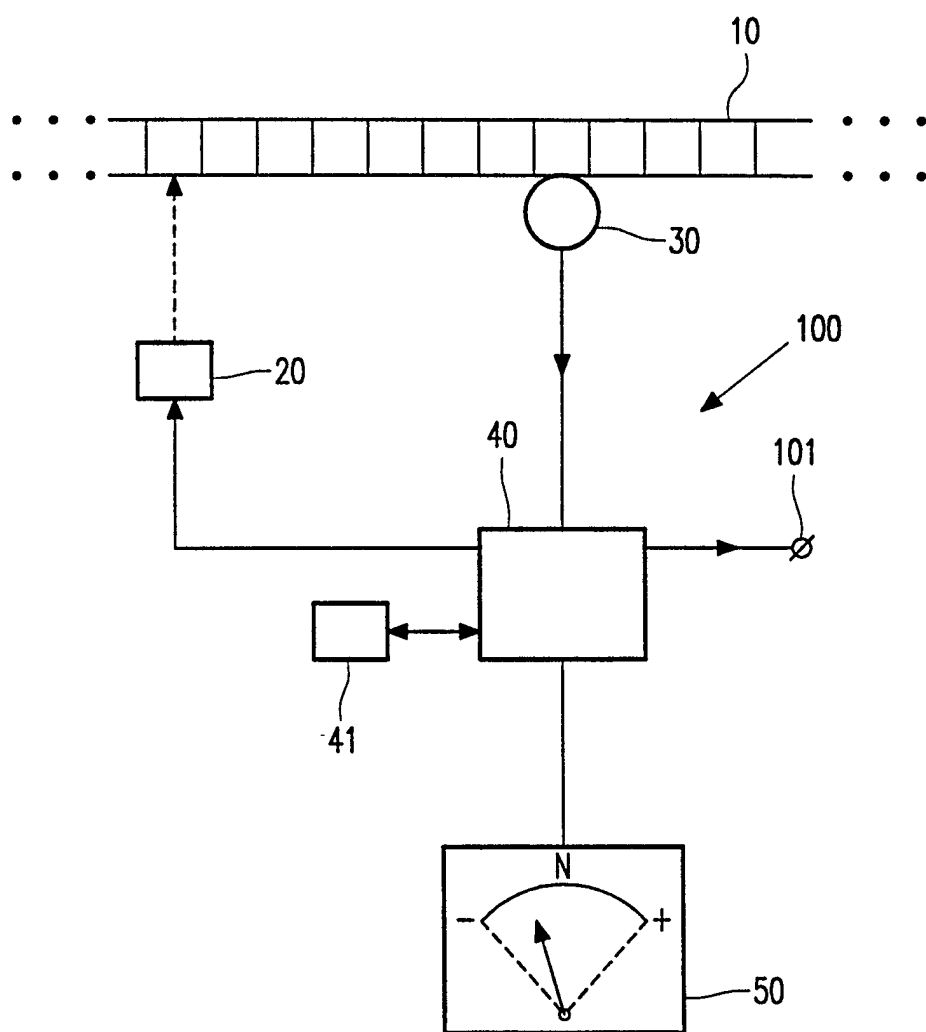


FIG. 3

INTERNATIONAL SEARCH REPORT

International application No.

PCT/IB 98/00326

A. CLASSIFICATION OF SUBJECT MATTER

IPC6: H04N 5/783, H04N 5/937 // G11B 20/10C, G11B 27/00V1, H04N 5/926
 According to International Patent Classification (IPC) or to both national classification and IPC

B. FIELDS SEARCHED

Minimum documentation searched (classification system followed by classification symbols)

IPC6: H04N, G11B

Documentation searched other than minimum documentation to the extent that such documents are included in the fields searched

SE,DK,FI,NO classes as above

Electronic data base consulted during the international search (name of data base and, where practicable, search terms used)

C. DOCUMENTS CONSIDERED TO BE RELEVANT

Category*	Citation of document, with indication, where appropriate, of the relevant passages	Relevant to claim No.
X	US 5535008 A (T. YAMAGISHI ET AL), 9 July 1996 (09.07.96), column 4, line 50 - column 5, line 9, abstract	1-4
Y	--	5
Y	US 5305113 A (R. IWAMURA ET AL), 19 April 1994 (19.04.94), column 2, line 28 - line 39; column 2, line 64 - column 3, line 22, abstract	5
A	US 5627692 A (Y. KUBOTA ET AL), 6 May 1997 (06.05.97), column 1, line 43 - line 58, figure 5	1-5

☒ Further documents are listed in the continuation of Box C.☒ See patent family annex.

* Special categories of cited documents:

"A" document defining the general state of the art which is not considered to be of particular relevance

"E" earlier document but published on or after the international filing date

"I" document which may throw doubts on priority claim(s) or which is cited to establish the publication date of another citation or other special reason (as specified)

"O" document referring to an oral disclosure, use, exhibition or other means

"P" document published prior to the international filing date but later than the priority date claimed

"T" later document published after the international filing date or priority date and not in conflict with the application but cited to understand the principle or theory underlying the invention

"X" document of particular relevance: the claimed invention cannot be considered novel or cannot be considered to involve an inventive step when the document is taken alone

"Y" document of particular relevance: the claimed invention cannot be considered to involve an inventive step when the document is combined with one or more other such documents, such combination being obvious to a person skilled in the art

"&" document member of the same patent family

Date of the actual completion of the international search

8 Sept 1998

Date of mailing of the international search report

10-09-1998

Name and mailing address of the ISA/
 Swedish Patent Office
 Box 5055, S-102 42 STOCKHOLM
 Facsimile No. +46 8 666 02 86

Authorized officer

Michel Gascoin
 Telephone No. +46 8 782 25 00

INTERNATIONAL SEARCH REPORT

International application No.

PCT/IB 98/00326

C (Continuation). DOCUMENTS CONSIDERED TO BE RELEVANT

Category*	Citation of document, with indication, where appropriate, of the relevant passages	Relevant to claim No.
A	EP 0720378 A2 (SONY CORPORATION), 3 July 1996 (03.07.96), page 3, line 6 - line 38 --	1-5
A	EP 0729153 A2 (HITACHI, LTD.), 28 August 1996 (28.08.96), abstract -- -----	1

INTERNATIONAL SEARCH REPORT

Information on patent family members

27/07/98

International application No.

PCT/IB 98/00326

Patent document cited in search report			Publication date	Patent family member(s)		Publication date
US	5535008	A	09/07/96	JP	6268969 A	22/09/94
				JP	6276485 A	30/09/94
				JP	7212768 A	11/08/95

US	5305113	A	19/04/94	EP	0545323 A	09/06/93
				JP	5153577 A	18/06/93

US	5627692	A	06/05/97	CA	2125373 A	09/12/94
				EP	0629087 A	14/12/94
				JP	6349014 A	22/12/94

EP	0720378	A2	03/07/96	CN	1128387 A	07/08/96
				JP	8186794 A	16/07/96
				US	5768470 A	16/06/98

EP	0729153	A2	28/08/96	CN	1135072 A	06/11/96
				JP	8235833 A	13/09/96
