



US00D804198S

(12) **United States Design Patent** (10) **Patent No.:** **US D804,198 S**
Jones (45) **Date of Patent:** **** Dec. 5, 2017**

- (54) **GARMENT HANGER**
- (71) Applicant: **Mainetti GMBH**, Detmold (DE)
- (72) Inventor: **Michael Edward Jones**, Denbighshire (GB)
- (73) Assignee: **MAINETTI GMBH** (DE)
- (**) Term: **15 Years**
- (21) Appl. No.: **29/590,520**
- (22) Filed: **Jan. 11, 2017**

D286,584 S *	11/1986	Blanchard	D6/318
D498,935 S *	11/2004	Gouldson	D6/318
D502,007 S *	2/2005	Schultz	D6/318
D502,009 S	2/2005	Gouldson	
D510,814 S *	10/2005	Schultz	D6/318
7,537,142 B2	5/2009	Yau et al.	
D607,216 S *	1/2010	Niccol	D6/318
D607,217 S	1/2010	Warren	
D614,411 S *	4/2010	Warren	D6/318
D654,275 S *	2/2012	Jones	D6/318
D654,276 S	2/2012	Jones	
D722,236 S	2/2015	Jones	
D727,634 S *	4/2015	Atkinson	D6/318

(Continued)

Primary Examiner — Mary Ann Calabrese
(74) *Attorney, Agent, or Firm* — The Belles Group, P.C.

Related U.S. Application Data

- (62) Division of application No. 35/500,112, filed on Aug. 7, 2015 (U.S. filing date under 35 U.S.C. 384), and having an international filing date of Aug. 7, 2015, now Pat. No. Des. 779,838.

Foreign Application Priority Data

- Feb. 7, 2015 (GB) 4039335

- (51) **LOC (10) Cl.** **06-08**
- (52) **U.S. Cl.**
USPC **D6/318**

- (58) **Field of Classification Search**
USPC D6/315, 317-319, 326, 328
CPC A47G 25/00; A47G 25/02; A47G 25/14;
A47G 25/1407; A47G 25/0028; A47G
25/003; A47G 25/0036
See application file for complete search history.

References Cited

U.S. PATENT DOCUMENTS

- 2,723,787 A 11/1955 Irving
- 3,738,549 A 6/1973 Driscoll
- 4,157,776 A 6/1979 Dolan

(57) **CLAIM**

I claim the ornamental design for a garment hanger, as shown and described.

DESCRIPTION

The patent or application file contains at least one drawing executed in color. Copies of this patent or patent application publication with color drawing(s) will be provided by the Office upon request and payment of the necessary fee.

FIG. 1 is a perspective view of a garment hanger according to the new design.

FIG. 2 is a front view of the garment hanger of FIG. 1.

FIG. 3 is a top view of the garment hanger of FIG. 1.

FIG. 4 is a left-side view of the garment hanger of FIG. 1.


FIG. 5 is a rear view the garment hanger of FIG. 1.

FIG. 6 is a bottom view of the garment hanger of FIG. 1; and,

FIG. 7 is a right-side view of the garment hanger of FIG. 1.

The hook portion of the design that is shown in blue wash is excluded from protection.

1 Claim, 7 Drawing Sheets
(7 of 7 Drawing Sheet(s) Filed in Color)



(56)

References Cited

U.S. PATENT DOCUMENTS

D759,391	S	6/2016	Jones	
D759,983	S	6/2016	Shallcross	
D779,838	S *	2/2017	Jones	D6/318
2003/0209577	A1	11/2003	Gouldson et al.	
2007/0029354	A1 *	2/2007	Hunt	A47G 25/28 223/85
2010/0006608	A1	1/2010	Domb	
2015/0028066	A1	1/2015	Zechini	
2015/0297011	A1	10/2015	Jones	

* cited by examiner




FIG. 1




FIG. 2




FIG. 3




FIG. 4




FIG. 5




FIG. 6




FIG. 7