



US00D891978S

(12) **United States Design Patent**  
**Shah**

(10) **Patent No.:** **US D891,978 S**

(45) **Date of Patent:** **\*\* Aug. 4, 2020**

- (54) **PRECIOUS STONE SETTING**
- (71) Applicant: **KGS Jewels Inc.**, New York, NY (US)
- (72) Inventor: **Pranav Shah**, New York, NY (US)
- (73) Assignee: **KGS JEWELS INC.**, New York, NY (US)
- (\*\*) Term: **15 Years**
- (21) Appl. No.: **29/656,883**
- (22) Filed: **Jul. 17, 2018**
- (51) **LOC (12) Cl.** ..... **11-01**
- (52) **U.S. Cl.**  
USPC ..... **D11/92**
- (58) **Field of Classification Search**  
USPC ..... D11/26–29, 34, 35, 40–43, 89–92  
CPC ..... A44C 17/00; A44C 17/001; A44C 17/005;  
A44C 17/02; A44C 17/0208; A44C 17/0216; A44C 17/0233; A44C 17/0258;  
A44C 17/0266; A44C 17/0275; A44C 17/0283; A44C 17/0291; A44C 25/00;  
A44C 25/001; A44C 25/007; A44C 1/00;  
A44C 15/001; A44C 15/0035; A44C 7/00; A44C 7/001; A44C 9/00  
See application file for complete search history.

D549,128 S *	8/2007	Kothari	.....	D11/91
D549,612 S *	8/2007	Kothari	.....	A44C 17/046
				D11/91
7,461,452 B1 *	12/2008	Kothari	.....	A44C 17/046
				D11/92
D584,184 S *	1/2009	Dholakiya	.....	D11/91
D587,159 S *	2/2009	Dholakiya	.....	D11/91
7,707,722 B1 *	5/2010	Kothari	.....	A44C 17/04
				D11/34
D642,087 S *	7/2011	Kothari	.....	D11/91
D647,423 S *	10/2011	Khimavat	.....	D11/40
D647,817 S *	11/2011	Kothari	.....	D11/40
D648,650 S *	11/2011	Roehl	.....	D11/91
D655,219 S *	3/2012	Kothari	.....	D11/40
D666,522 S *	9/2012	Dholakiya	.....	D11/34
D666,523 S *	9/2012	Dholakiya	.....	D11/34
D672,270 S *	12/2012	Wong	.....	D11/91
D674,315 S *	1/2013	Dholakiya	.....	D11/40
D674,316 S *	1/2013	Dholakiya	.....	D11/34
D676,352 S *	2/2013	Dholakiya	.....	D11/40
D676,785 S *	2/2013	Kothari	.....	D11/40
D677,599 S *	3/2013	Dholakiya	.....	D11/91
D680,898 S *	4/2013	Dholakiya	.....	D11/40
D682,139 S *	5/2013	Kothari	.....	D11/40
D688,587 S *	8/2013	Nevatia	.....	D11/40

(Continued)

Primary Examiner — Llorelys Martinez  
(74) Attorney, Agent, or Firm — Ostrolenk Faber LLP

(57) **CLAIM**

The ornamental design for a precious stone setting, as shown and described.

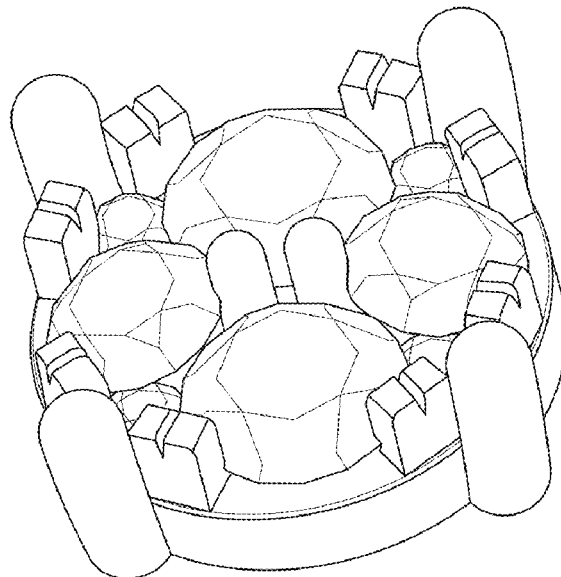
**DESCRIPTION**

FIG. 1 is a perspective view of a precious stone setting showing my new design; FIG. 2 is a top view of FIG. 1; FIG. 3 is a front view of FIG. 1, the rear view being symmetrical thereto; and, FIG. 4 is a right side view of FIG. 1, the left side view being symmetrical thereto.

**1 Claim, 1 Drawing Sheet**

(56) **References Cited**  
U.S. PATENT DOCUMENTS

D191,757 S *	11/1961	Jacobi et al.	.....	D11/89
D410,407 S *	6/1999	Tirakian	.....	D11/92
D422,935 S *	4/2000	Chan	.....	D11/92
D453,908 S *	2/2002	Kaplan	.....	D11/91
D454,090 S *	3/2002	Kaplan	.....	D11/91
D460,017 S *	7/2002	Chan	.....	D11/91
D481,328 S *	10/2003	Chia	.....	D11/91
D505,092 S *	5/2005	Kothari	.....	D11/91
D544,809 S *	6/2007	Shah	.....	D11/91



(56)

**References Cited**

U.S. PATENT DOCUMENTS

D712,302	S	*	9/2014	Dholakiya	.....	D11/91
D712,303	S	*	9/2014	Dholakiya	.....	D11/91
D714,182	S	*	9/2014	Doran	.....	D11/92
D824,799	S	*	8/2018	Sallard	.....	D11/91
D840,866	S	*	2/2019	Parikh	.....	D11/91
D851,537	S	*	6/2019	Shah	.....	D11/92
D852,084	S	*	6/2019	Ho	.....	D11/92
D858,343	S	*	9/2019	Shah	.....	D11/91
2019/0008244	A1	*	1/2019	Rutgerson	.....	A44C 17/02

\* cited by examiner

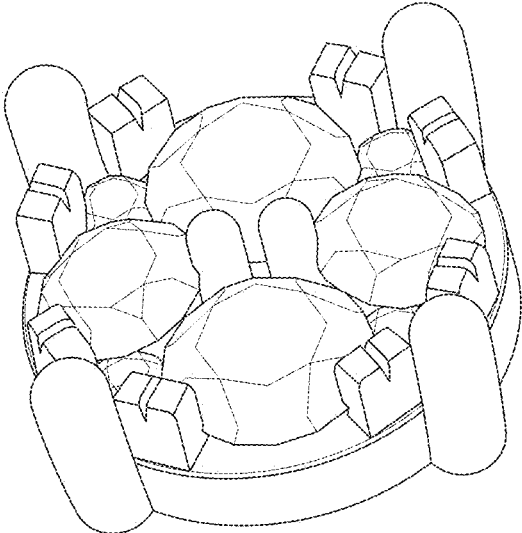


FIG. 1

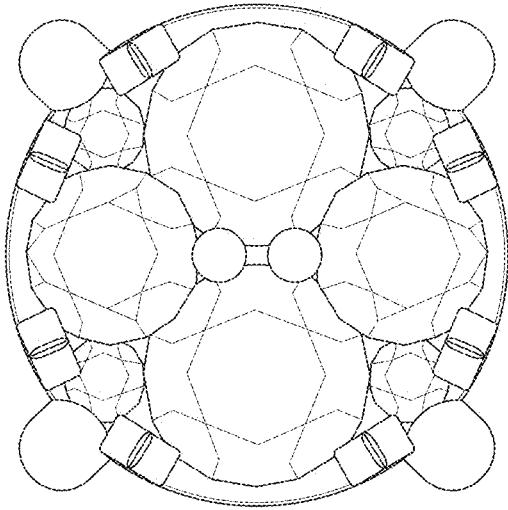


FIG. 2

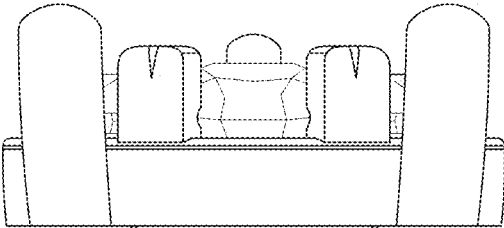


FIG. 3

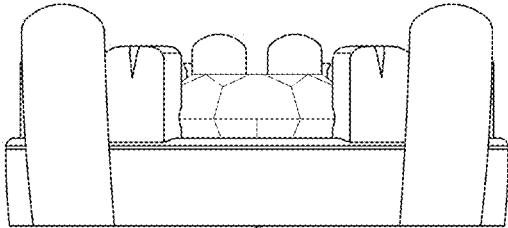


FIG. 4