

Jan. 11, 1955

P. T. POUTINEN

2,699,192

COMBINED KEY AND FLASHLIGHT HOLDER

Filed April 2, 1954

Fig. 1.

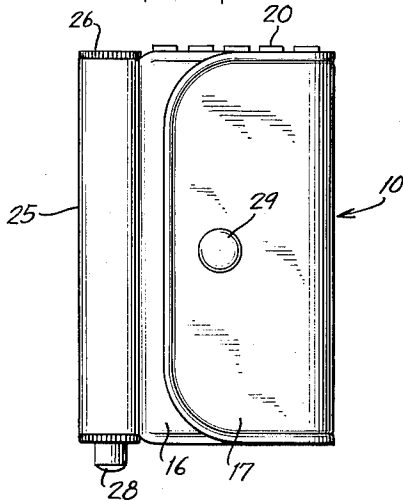


Fig. 2.

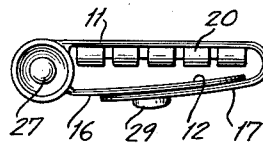


Fig. 3.

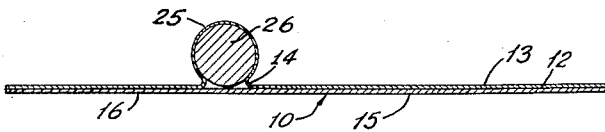
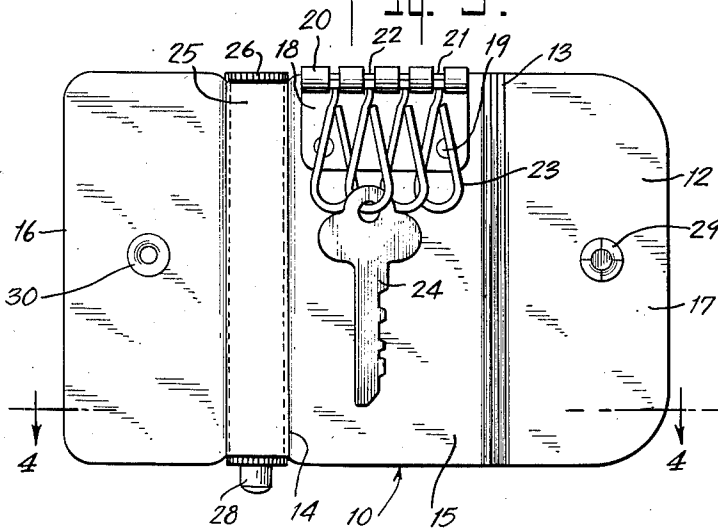


Fig. 4

INVENTOR.
PAUL T. POUTINEN

BY
Edw. S. Higgins
ATTORNEY

1

2,699,192

COMBINED KEY AND FLASHLIGHT HOLDER

Paul T. Poutinen, Dania, Fla., assignor to Apex Products Corporation, Dania, Fla., a corporation of New York

Application April 2, 1954, Serial No. 420,485

1 Claim. (Cl. 150—35)

This invention relates to a new and useful improvement in a combined key and flashlight holder.

A prime object of the present invention is to provide a flexible and foldable combined key and flashlight holder wherein the keys and flashlight are conveniently and compactly associated for convenient use.

Another object of the invention is to provide a combined key and flashlight holder wherein the flashlight is positioned for illuminating the key hole while a key is being inserted therein.

A further object of the invention is to provide a holder of this kind so constructed as to allow the holder to be held in one hand and, serving as a handle, permit any key to be projected and the flashlight operated by the fingers of said hand.

A still further object of the invention is to provide a holder of this type which presents a smooth-surfaced article devoid of surfaces liable to wear holes in a garment pocket or receptacle in which it is carried.

Another object of the invention is to provide a holder of this kind that is simple, compact and durable in construction, extremely neat and attractive in appearance, inexpensive to manufacture and otherwise well adapted for the purposes for which the same is intended.

Other objects and advantages of the invention will be apparent from the following description taken in connection with the accompanying drawing in which—

Fig. 1 is a top plan view of a key holder embodying the invention shown in folded condition.

Fig. 2 is an end view thereof.

Fig. 3 is a top plan view showing the casing spread out, and showing a key in position.

Fig. 4 is a longitudinal sectional view taken on line 4—4 of Fig. 3.

Referring to the drawing in detail, the improved key and flashlight holder illustrated comprises a flexible casing 10, rectangular in shape when spread out as shown in Fig. 3 and composed of an outer layer 11 and an inner

2

layer or lining 12 of suitable flexible plastic material, such as Vinylite, or the inner layer or lining 12 may be formed of leather. The layers are joined together at their edges by heat sealing and pressure, but may be joined in any other suitable manner. The casing is adapted to be folded along the transverse lines 13 and 14 forming a central portion 15 and foldable side flap portions 16 and 17.

A key supporting plate 18 is secured to the top inner surface of the central portion 15 by rivets 19 or the like. The plate is formed with a curled upper edge 20 which projects inwardly of the plate and slightly above the top edge of the central portion. The curled edge is formed with a plurality of slots 21 spaced therealong for pivotally supporting the enlarged ends 22 of hooks 23 between the edge walls of such slots. The hooks detachably hold the keys 24 which may be of any desired type such as the tumbler lock type or the flat steel type.

Along the fold line 13, the casing is formed with a tubular housing or sleeve member 25 extending the length of the fold for detachably supporting an electric flashlight 26, the barrel or casing of which is enclosed in the housing, with its bulb end 27 protruding from one end thereof close to the keys 24, and with its operating button 28 on the other end protruding from the opposite end of the housing for convenience in operating.

The size and shape of the holder are such that it can be grasped in one hand and with the fingers thereof project a desired key and operate the button of the flashlight to direct light upon the key hole.

I claim:

For a key holder comprising a flexible substantially flat body with a central portion and foldable side flap portions adapted to be folded into overlapping relation and with fastening means for holding the folded flap portions in closed relation, the side flap portions being foldable on well defined parallel lines, a tubular portion open at both ends at one side of the central portion outwardly of the fold line and at the inner edge of the adjacent side flap adapted to receive a flashlight, said tubular portion extending outwardly of the plane of the body when the body is in open flatwise condition and forming an extension of the central portion when in folded condition.

References Cited in the file of this patent

UNITED STATES PATENTS

1,494,242	Hill	May 13, 1924
1,502,380	Eiseman	July 22, 1924
1,834,805	Roddis	Dec. 1, 1931
2,136,199	Swanson	Nov. 8, 1938
2,210,048	Swanson	Aug. 6, 1940
2,625,645	Crane	Jan. 13, 1953