

[54] **DUAL OCCUPANCY CRADLE**

[72] Inventor: **Bernie Edward Gallant**, 860 Loring Street,  
 San Diego, Calif. 92109

[22] Filed: **June 12, 1970**

[21] Appl. No.: **45,709**

[52] U.S. Cl. .... **5/327, 5/338, 128/1,**  
 128/79

[51] Int. Cl. .... **A47c 21/00, A47c 9/00**

[58] Field of Search ..... 128/33, 78, 80, 1; 5/81, 83,  
 5/92, 317, 327, 337, 338; 297/438, 439; 272/58

[56] **References Cited**

**UNITED STATES PATENTS**

924,075 6/1969 Johnson ..... 5/327 R

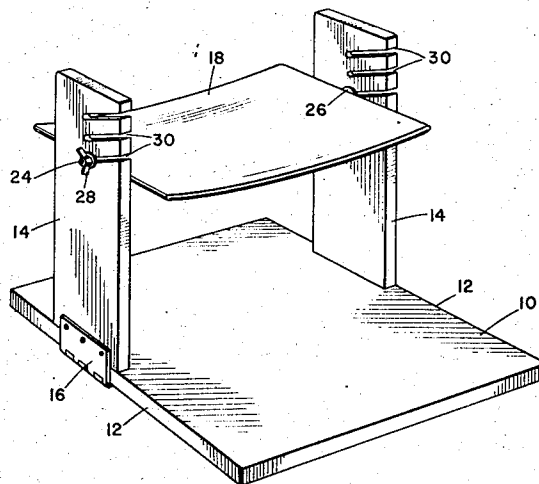
2,986,747 6/1961 Posey ..... 5/327 R  
 1,217,246 2/1917 Wallace ..... 297/439  
 3,472,223 10/1969 Barrio ..... 128/30

*Primary Examiner*—Bobby R. Gay  
*Assistant Examiner*—Andrew M. Calvert  
*Attorney*—Knox & Knox

[57] **ABSTRACT**

A cradle for use by two adults simultaneously. More specifically it is easily portable equipment for accomodation of one prone person and for supporting the weight of a superimposed prone adult person, the item consisting essentially of an upholstered base with a hammock swung thereover. The item is collapsible and the height of the hammock is adjustable. The disclosure includes a foot rest or bench which may be used concurrently.

**7 Claims, 3 Drawing Figures**



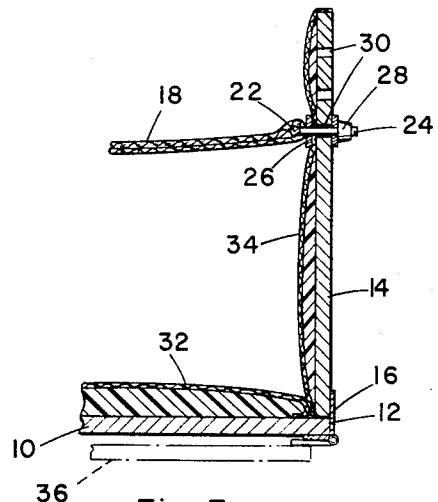
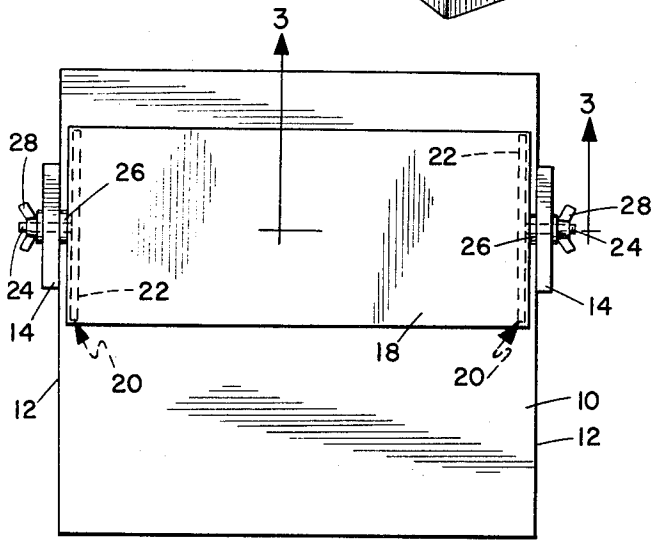
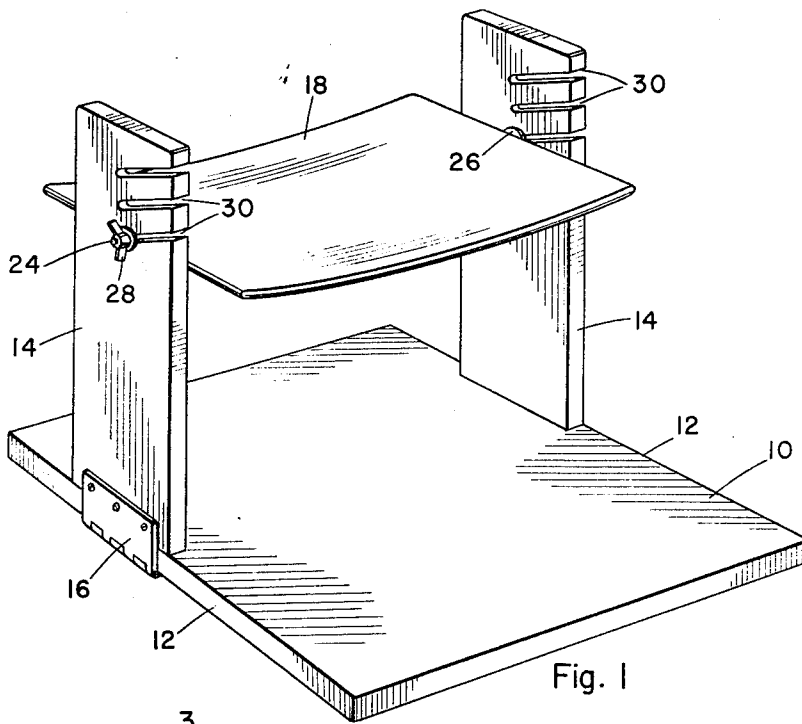


Fig. 2

Fig. 3

INVENTOR.  
BERNIE E. GALLANT

BY

*Knox & Knox*

DUAL OCCUPANCY CRADLE

BACKGROUND OF THE INVENTION

In the past there have apparently been numerous devices developed very privately by some wealthy persons to minister to their needs and whims in the matter of the most private facet of family life, but there is no known large production of any equipment for the specific purpose of supporting the weight of the superimposed love partner. The concept is, of course, simply to permit maximum freedom of the lower positioned partner, while said superimposed partner is supported and can remain relaxed. The prior art does include devices to support bed-ridden patients but such items are strictly for one person and they are not self-contained and portable and they are usually or always necessarily attached or attachable to the bed-frame.

SUMMARY OF THE INVENTION

As claimed, this invention is discrete from a bed frame and in fact may be employed independently of a bed, being essentially a base with side posts upstanding at the sides of the base and supporting a hammock. The hammock is represented as of flexible material, ordinarily fabric, and the posts and base are upholstered. Refinements include making the item collapsible and making the hammock vertically adjustable.

BRIEF DESCRIPTION OF THE DRAWINGS

FIG. 1 is a perspective view of the complete cradle; FIG. 2 is a top plan view thereof; and FIG. 3 is a sectional view taken on line 3-3 of FIG. 2.

DETAILED DESCRIPTION OF A PREFERRED EMBODIMENT

A base 10 which will be generally flat is constructed of sturdy material such as plywood and may have any desired planform with opposite parallel edge portions 12 upon which two posts 14 are secured. The posts may be secured in various ways and in the illustrated form they are attached by hinges 16 which must be of sturdy construction and firmly anchored on the posts and base so that the posts can be erected as shown in FIG. 1 but are held against further inward movement toward each other.

To and between the posts when so erected, a hammock 18 is mounted. This hammock may be constructed of any suitable strong fabric or equivalent material but is preferably always flexible. Terminal T-hangers 20 are illustrated as means to

support the hammock, the T-hangers having cross bars 22 and shanks 24 with enlargements 26 thereon and wing nuts 28 and tighten the T-bars on the posts 14. Each post has a plurality of spaced openings to accept a shank 24, the illustrated openings being slots 30 inclined to discourage inadvertent disconnection should the wing nuts work loose.

The entire base and posts may be upholstered if desired but the upper face of the base should be upholstered as should the inside surfaces of the posts as indicated at 32 and 34, respectively, in the interest of comfort as well as for aesthetic reasons.

The manner of employing this invention need not be elaborated upon except to point out that the hammock is used to support the superimposed partner in a reasonably relaxed position and permitting considerable freedom of movement by the other partner. When not in use the hammock is disconnected and the posts are folded flat on the base as indicated at 36.

I claim:

- 1. A manually portable cradle accomodating an adult person and a superimposed adult person, comprising: a base of generally flat plate form and dimensioned for easy portability and capable, during use, of lying flat upon a bed or other generally planar supporting surface without attachment thereto; a pair of erect opposed posts mounted on and supported solely by said base and spaced apart for comfortable accomodation therebetween of the midsection of an adult person lying on said base; and a hammock hung on and between upper portions of said posts and capable of extending across and supporting the midsection of a superimposed adult person.
2. Apparatus according to claim 1 wherein said posts are shiftable into parallelism with said base to facilitate storage of the cradle.
3. Apparatus according to claim 1 wherein said posts are hinged to said base.
4. Apparatus according to claim 1 wherein said hammock is vertically adjustably mounted on said posts.
5. Apparatus according to claim 1 wherein said posts each have a plurality of vertically spaced openings therein and said hammock has terminal hangers securable selectively in said openings.
6. Apparatus according to claim 1 wherein said base and posts are upholstered.
7. Apparatus according to claim 1 wherein said hammock is flexible.

\* \* \* \* \*

50
55
60
65
70
75