



US00D489727S

(12) **United States Design Patent**
Chien-Bin et al.

(10) **Patent No.:** **US D489,727 S**

(45) **Date of Patent:** **** May 11, 2004**

(54) **COMPUTER PANEL**

D461,816 S * 8/2002 Caughlan et al. D14/445
D464,054 S * 10/2002 Houdek et al. D14/444

(75) Inventors: **Huang Chien-Bin**, Taipei Hsien (TW);
Peng Hsueh-Chih, Taipei Hsien (TW);
Yang Yu-Ching, Taipei Hsien (TW);
Lu Ching-Yi, Taipei Hsien (TW)

* cited by examiner

(73) Assignee: **Acer, Inc.** (TW)

Primary Examiner—Freda S. Nunn
(74) *Attorney, Agent, or Firm*—Michael D. Bednarek;
Shaw Pittman LLP

(**) Term: **14 Years**

(57) **CLAIM**

(21) Appl. No.: **29/179,740**

The ornamental design for a computer panel, substantially as shown and described.

(22) Filed: **Apr. 15, 2003**

(30) **Foreign Application Priority Data**

DESCRIPTION

Nov. 29, 2002 (CN) 91306962

FIG. 1 is a front perspective view of a computer panel showing our new design.

(51) **LOC (7) Cl.** **14-02**

FIG. 2 is a right side view of the computer panel

(52) **U.S. Cl.** **D14/444**

FIG. 3 is a top plan view of the computer panel

(58) **Field of Search** D14/441-446;
D13/162, 184, 177, 199; 312/223.2; 361/680-686,
690-696

FIG. 4 is a rear elevational view of the computer panel.

FIG. 5 is a bottom plan view of the computer panel

FIG. 6 is a left side view of the computer panel; and,

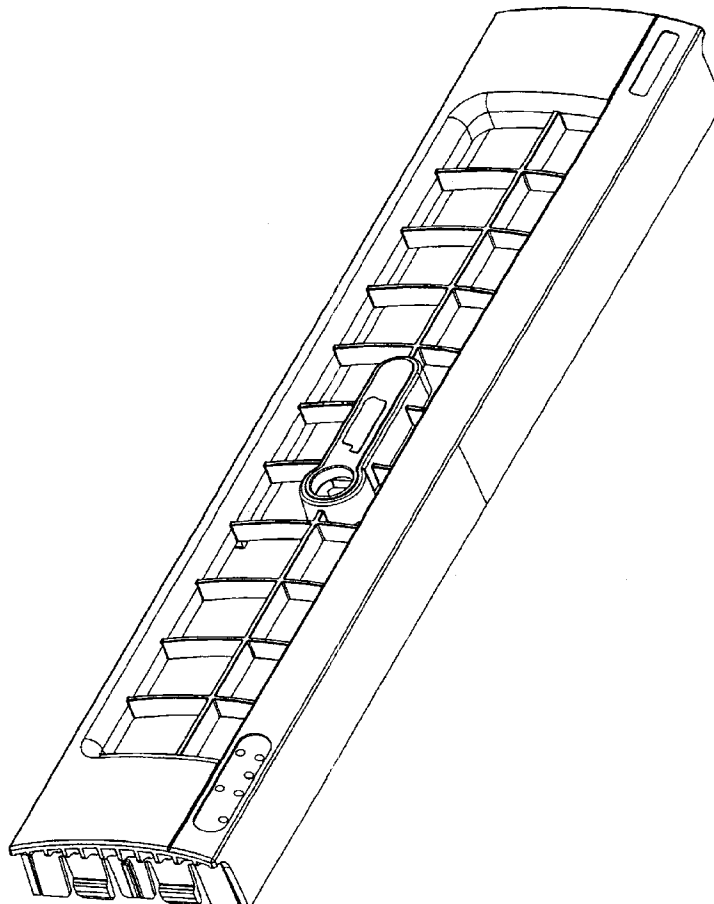
FIG. 7 is a front elevational view of the computer panel.

(56) **References Cited**

U.S. PATENT DOCUMENTS

D450,055 S * 11/2001 Yang D14/444

1 Claim, 7 Drawing Sheets



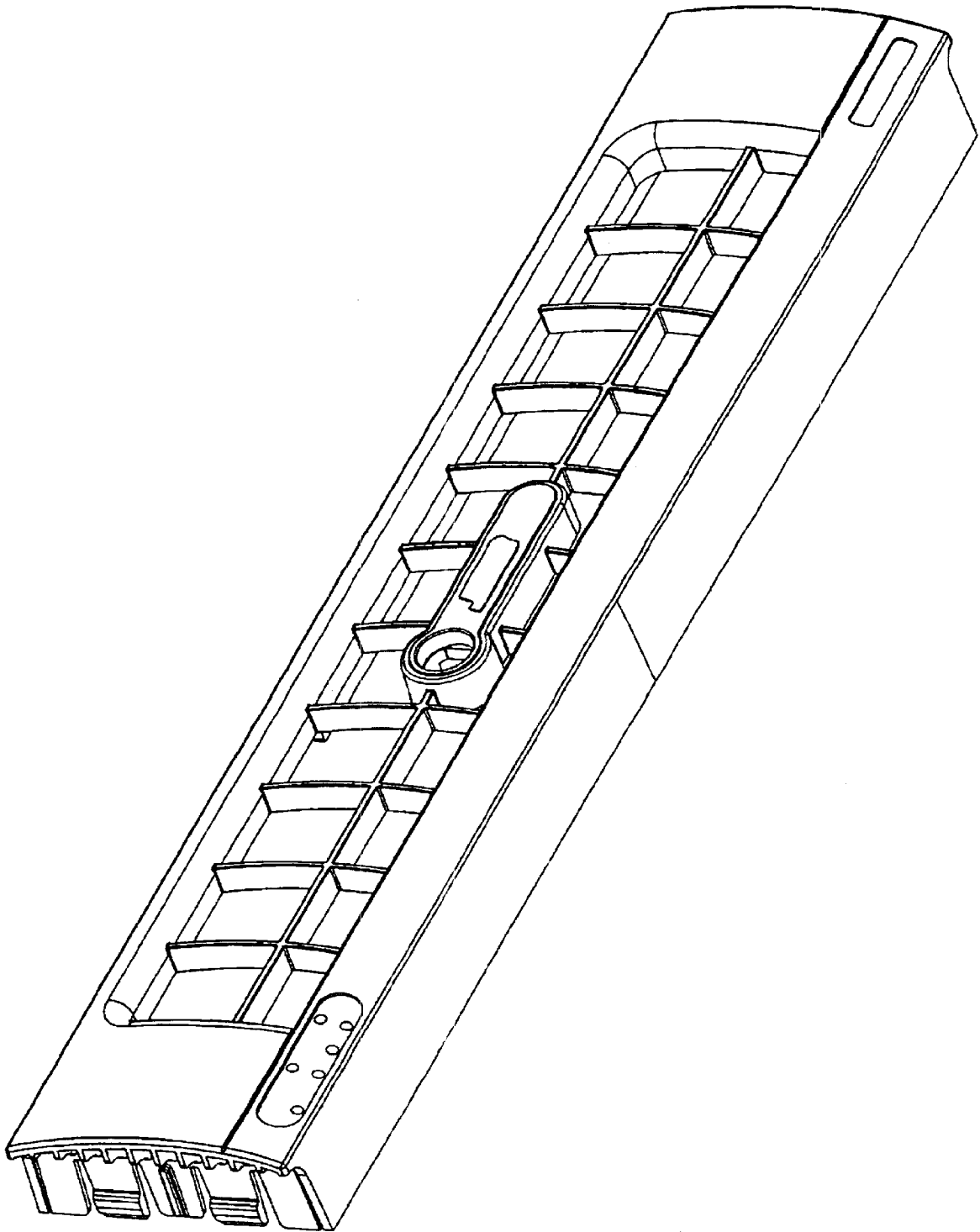


FIG. 1

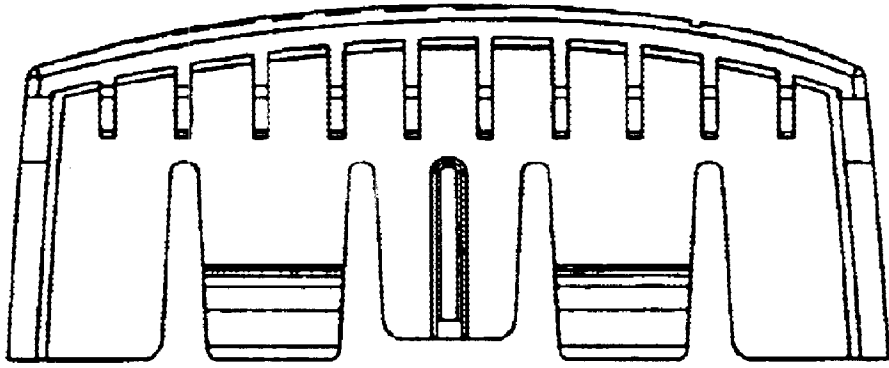


FIG. 2

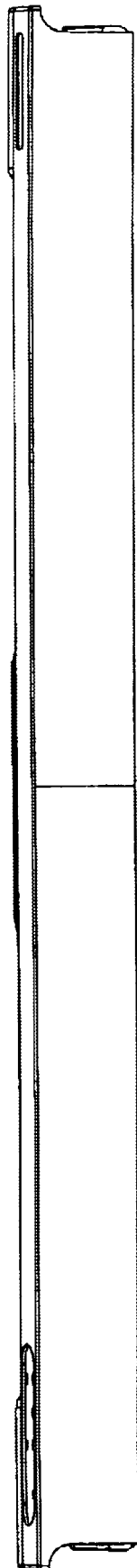


FIG. 3

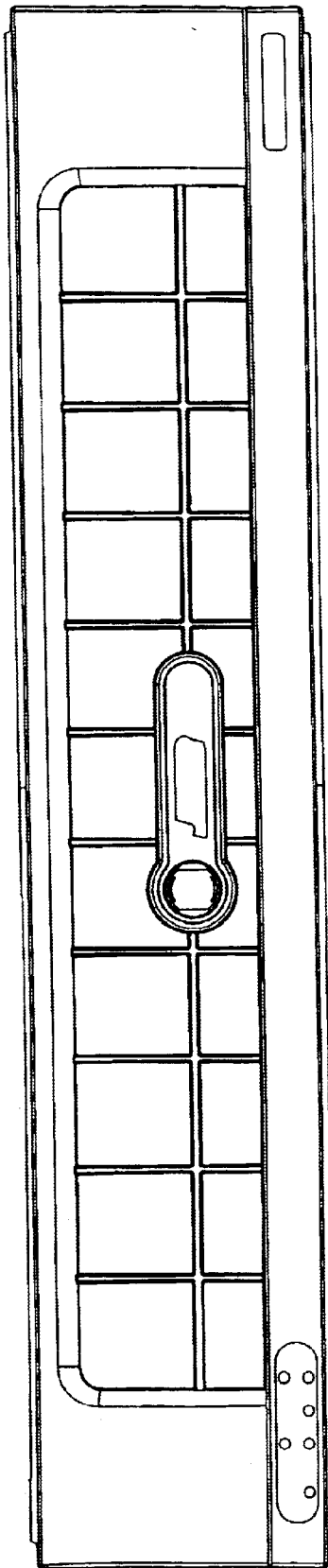


FIG. 4




FIG. 5

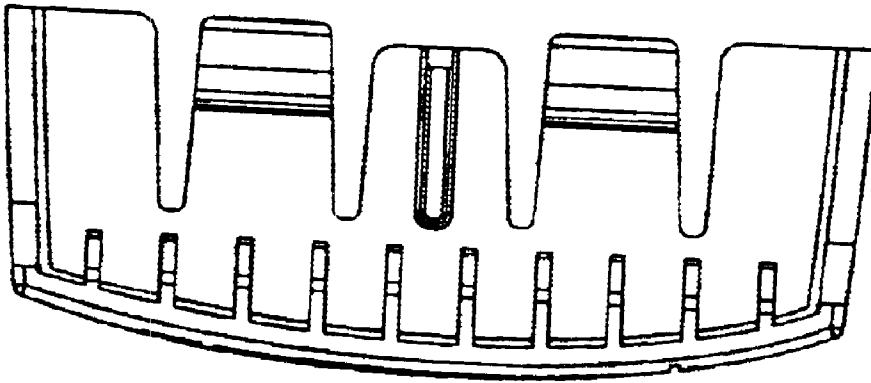


FIG. 6

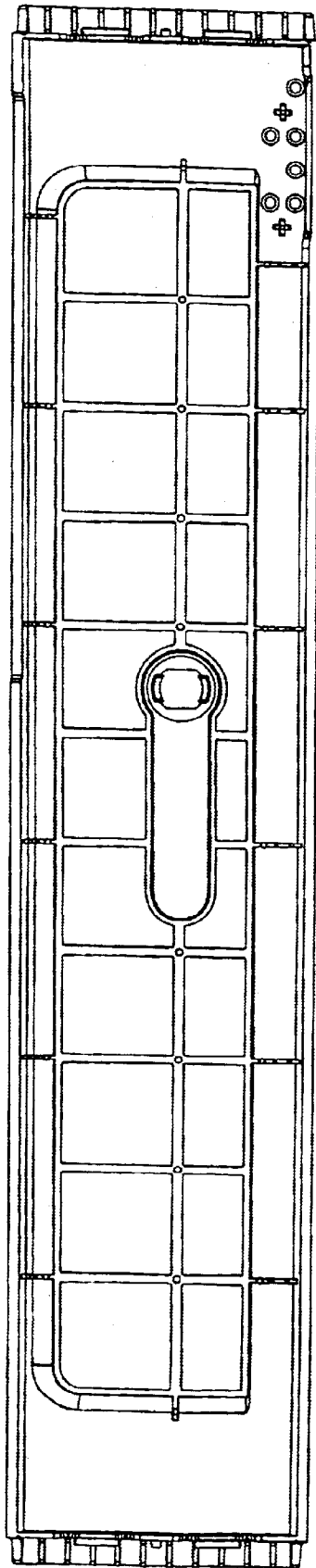


FIG. 7