



US00D551215S

(12) **United States Design Patent**
Lee, Jr. et al.

(10) **Patent No.:** **US D551,215 S**
(45) **Date of Patent:** **** Sep. 18, 2007**

(54) **REMOTE CONTROL**

(75) Inventors: **John Arthur Lee, Jr.**, Framingham, MA (US); **Samuel J. Aquillano**, Brighton, MA (US)

(73) Assignee: **Bose Corporation**, Framingham, MA (US)

(**) Term: **14 Years**

(21) Appl. No.: **29/275,113**

(22) Filed: **Dec. 13, 2006**

(51) **LOC (8) Cl.** **14-03**

(52) **U.S. Cl.** **D14/218**

(58) **Field of Classification Search** D14/174, D14/137-139, 151, 217, 218, 191-193, 167, D14/299, 168, 247, 455, 456; D13/168, D13/162-164; D21/512-517, 566; D10/104, D10/106; 345/169; 348/114, 734; 455/352-355, 455/151.1-151.4, 128, 347, 90.3
See application file for complete search history.

(56) **References Cited**

U.S. PATENT DOCUMENTS

D354,751 S * 1/1995 Hersh et al. D14/218
D373,998 S * 9/1996 Tutt et al. D13/168

D402,966 S * 12/1998 Lim D13/168
D417,220 S * 11/1999 Godette et al. D14/218
D422,268 S * 4/2000 Tsui D13/168
D435,580 S * 12/2000 Grinkus D17/99
D465,206 S * 11/2002 Hasselmann et al. D13/168
D491,156 S * 6/2004 Kawakami et al. D14/138

* cited by examiner

Primary Examiner—Louis S. Zarfes

Assistant Examiner—John Windmuller

(74) *Attorney, Agent, or Firm*—Fish & Richardson P.C.

(57) **CLAIM**

The ornamental design for a remote control, as shown and described.

DESCRIPTION

FIG. 1 is a perspective view of a remote control showing our new design;

FIG. 2 is a front elevational view thereof;

FIG. 3 is a rear elevational view thereof;

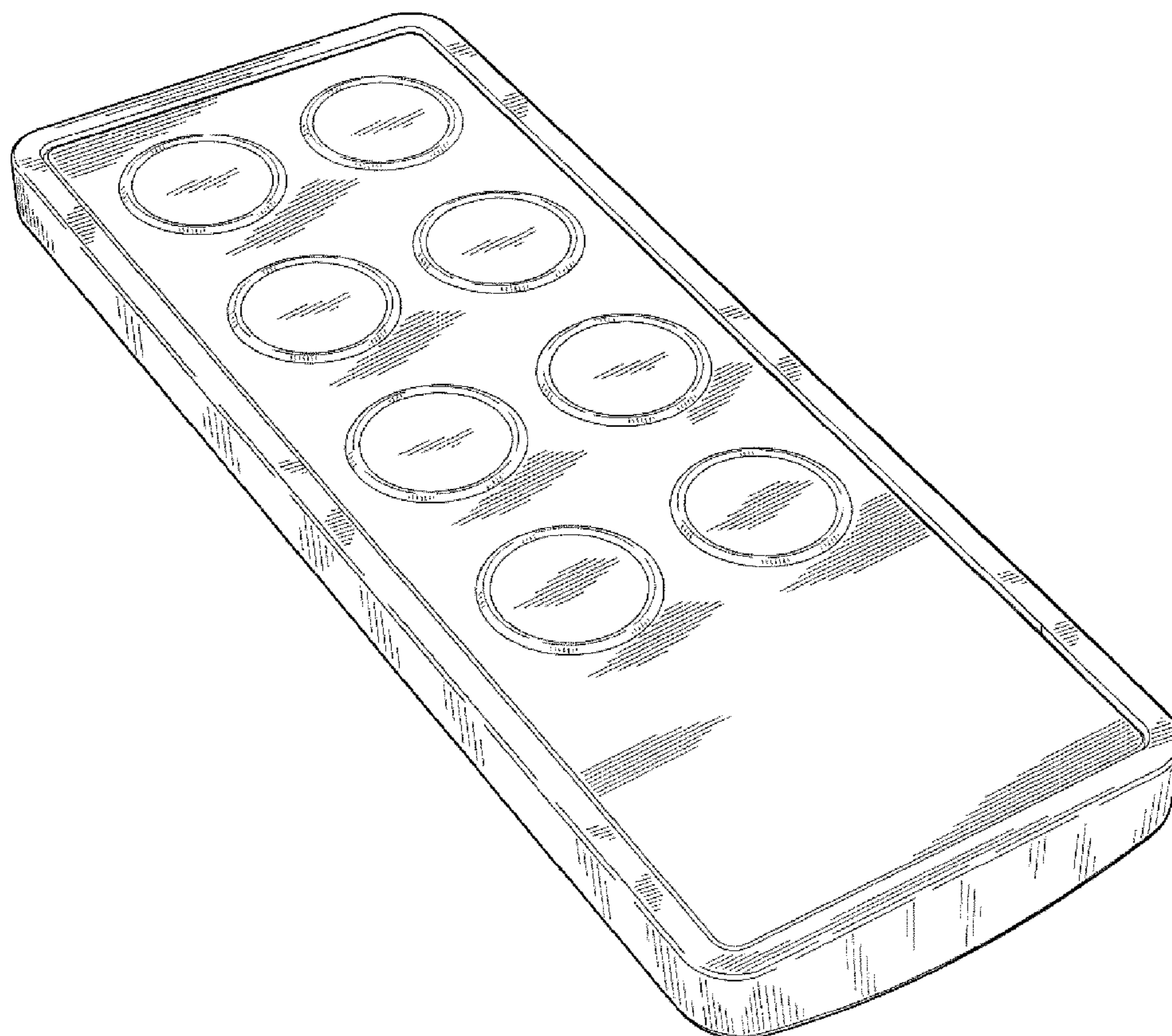
FIG. 4 is a right side elevational view thereof;

FIG. 5 is a left side elevational view thereof;

FIG. 6 is a top plan view thereof; and,

FIG. 7 is a bottom plan view thereof.

1 Claim, 3 Drawing Sheets



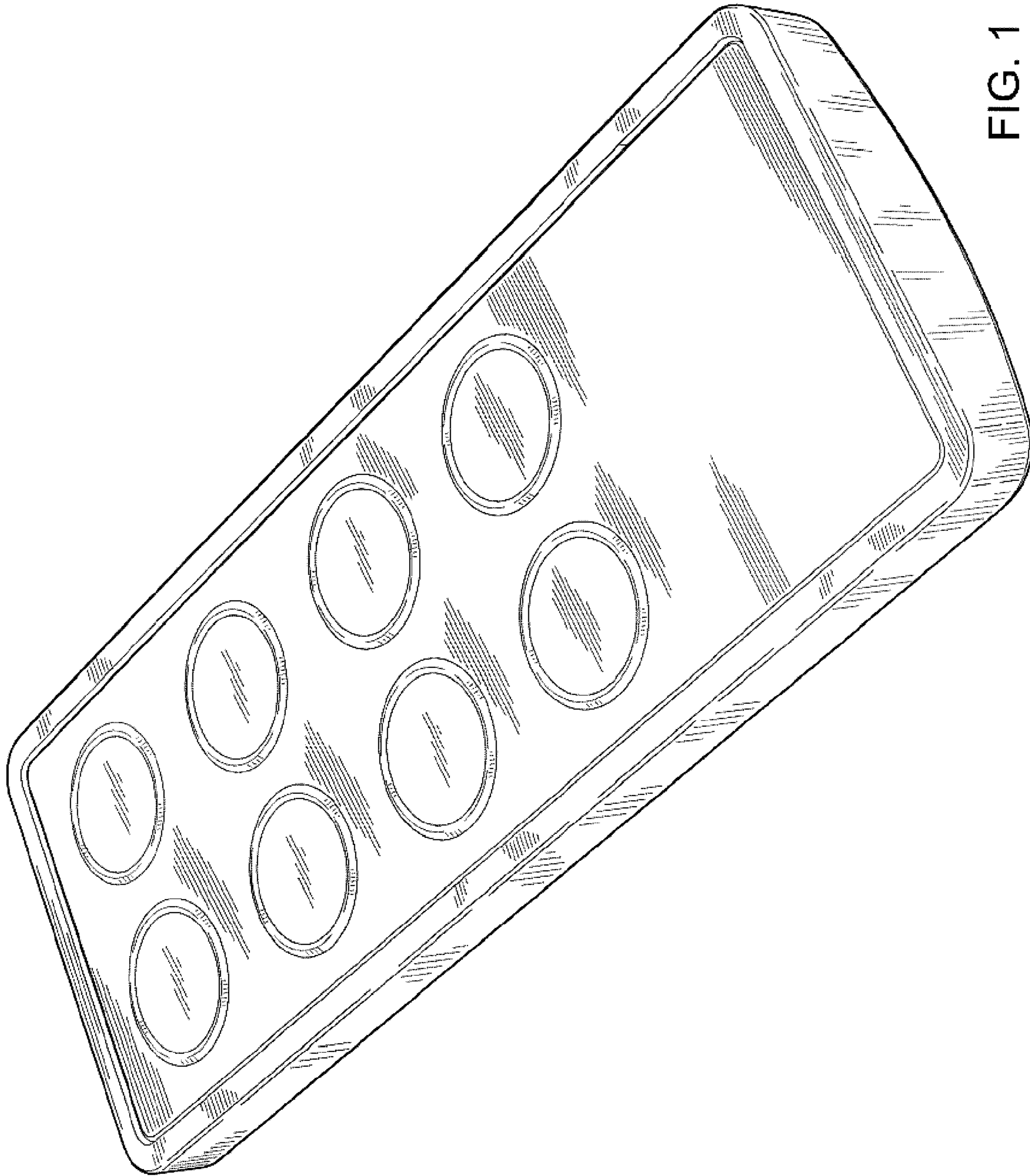


FIG. 1

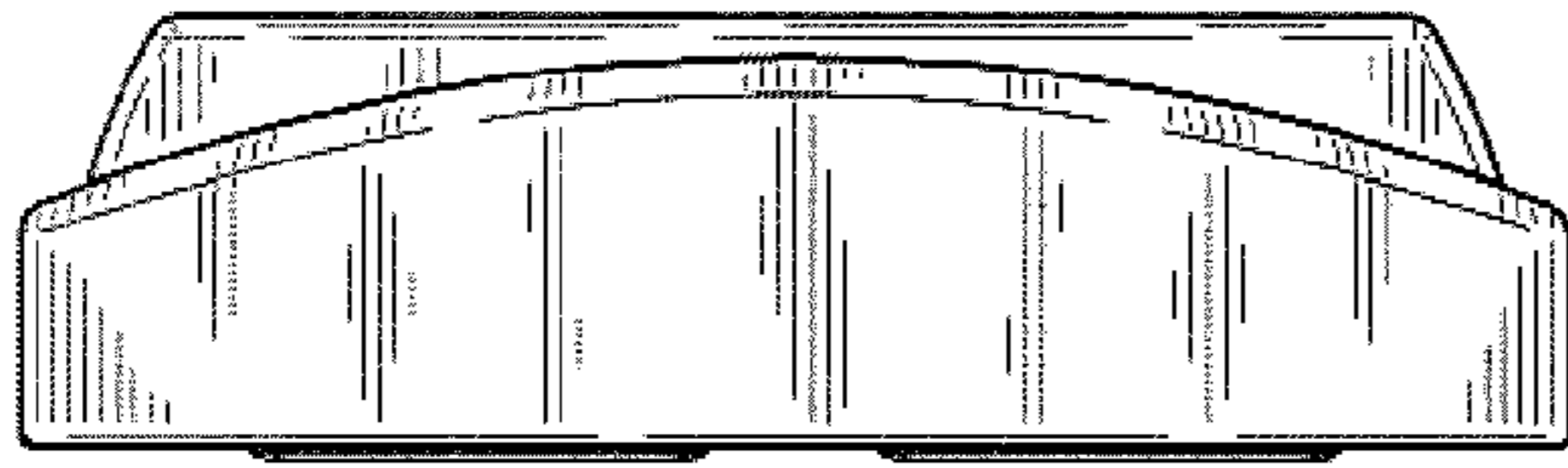


FIG. 2

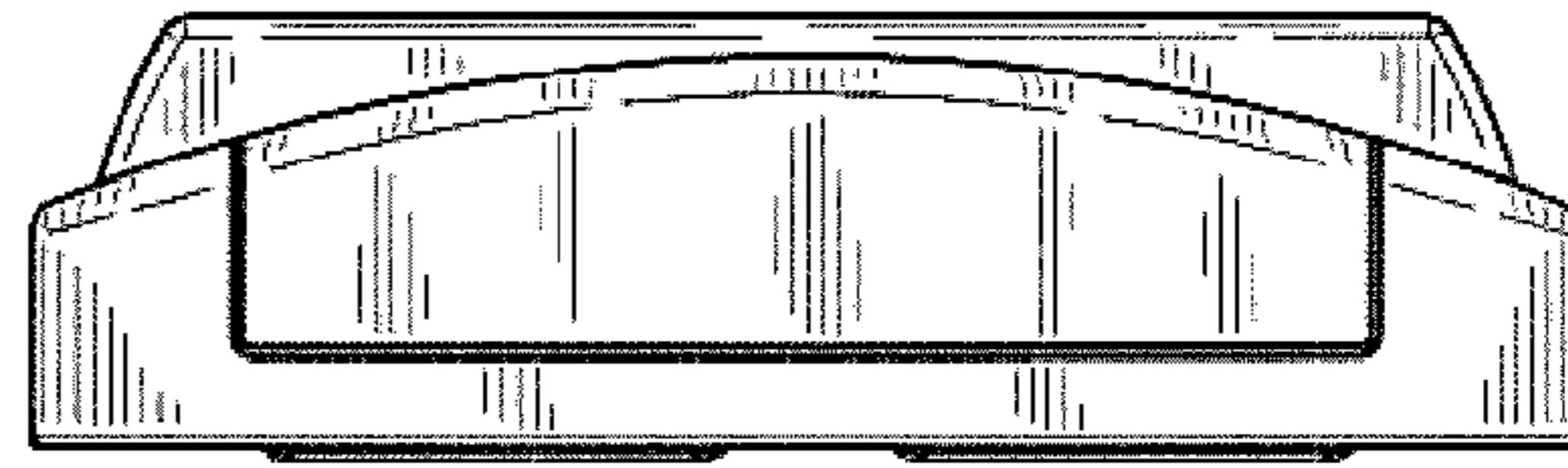


FIG. 3

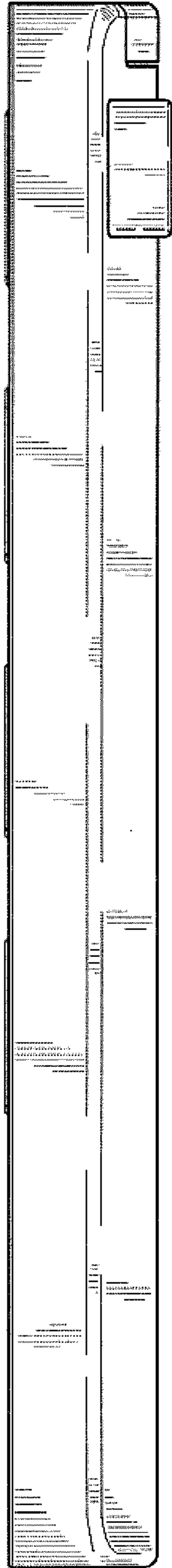


FIG. 4




FIG. 5




FIG. 6




FIG. 7