

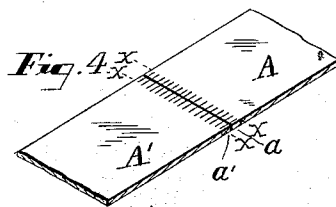
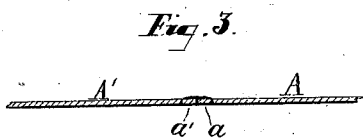
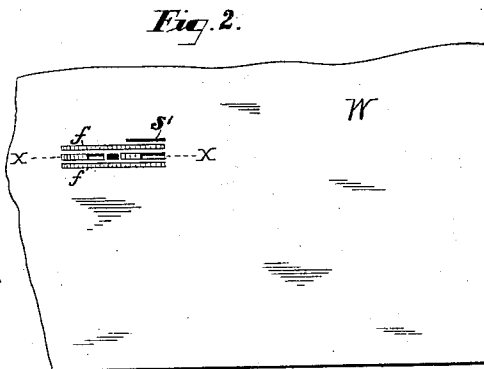
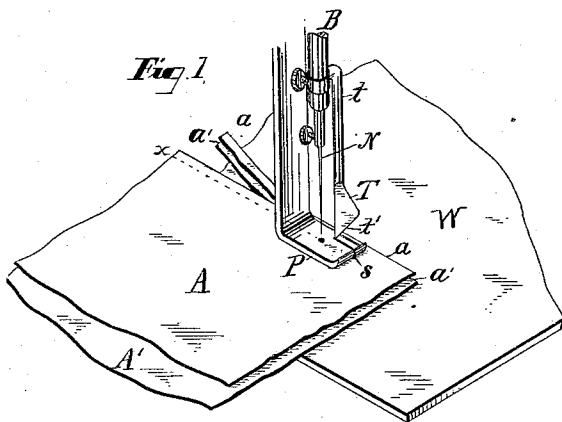
(No Model.)

C. S. PUSEY.

ART OF UNITING FABRICS BY SEWING.

No. 361,081.

Patented Apr. 12, 1887.



WITNESSES:

*Jno. Hagan,
Thos. H. Carson.*

INVENTOR

*Caroline S. Pusey,
per Joshua Pusey,
attorney*

UNITED STATES PATENT OFFICE.

CAROLINE S. PUSEY, OF PHILADELPHIA, PENNSYLVANIA.

ART OF UNITING FABRICS BY SEWING.

SPECIFICATION forming part of Letters Patent No. 361,081, dated April 12, 1887.

Application filed October 23, 1885. Renewed January 18, 1887. Serial No. 224,739. (No model.)

To all whom it may concern:

Be it known that I, CAROLINE S. PUSEY, a citizen of the United States, residing at the city and county of Philadelphia, and State of Pennsylvania, have invented certain new and useful Improvements in the Art of Uniting Fabrics by Sewing, of which the following is a full, clear, and exact description, reference being had to the accompanying drawings.

The nature of my invention is an improvement in the art of uniting fabrics by sewing, which consists in superposing two layers of fabric and sewing the same together in such a manner as will allow the margins of the layers, when drawn apart, to come in the same plane, and the edges of the margins to come substantially flush with each other, whereby hard or raised seams are avoided, which, particularly in hosiery, it is desirable to do. There are various known ways of stitching that will allow the layers of fabric to be drawn apart, so that the edges of the margins, if suitably cut, as hereinafter described, will come substantially flush—as, for example, by sewing the layers together by an ordinary lock or chain stitch sewing-machine with a suitably-loose tension—or by sewing through said layers and an interposed separating material—such as paper or a slotted plate—as described in a certain application for Letters Patent filed by me on the 25th day of November, 1884, for an improvement in the method of uniting fabrics by sewing, (Serial No. 148,797;) also, in my application filed August 7, 1885, for improvement in socks, gloves, &c., (Serial No. 173,849,) both intended to be issued simultaneously herewith.

My present invention consists in sewing through the two superposed layers of stuff by a suitable loose or giving stitch, as above referred to, and trimming off or cutting the edges of the two margins of the fabric on a line bearing such relation to the line of stitching as will allow the edges of the cut margins to come substantially flush and in the same plane when drawn apart, the threads which unite the fabric spanning the free margins on one side thereof only.

In the annexed drawings, illustrating a mode and means of carrying out my invention, Figure 1 is a perspective view of the work-plate,

presser-foot, and needle of an ordinary sewing-machine and a trimmer, with two layers of knit fabric as being sewed together and simultaneously trimmed according to my invention. Fig. 2 is a plan of part of the work-plate, showing the slot through which the trimmer-blade reciprocates. Fig. 3 is a section taken transversely across the line of stitching of the fabric after the same has been sewed together and the layers drawn apart, as in Fig. 4. Fig. 4 is a perspective view of the fabric with the layers drawn out and the margins brought flush and in the same plane.

W is the work-plate of the machine; P, the presser-foot; B, the needle-bar; N, the needle, and T the trimming-knife which is attached to the needle-bar.

A A' are two superposed layers of fabric, whose margins *a a'* project some distance beyond the needle or line of stitching *xx*. I set the tension so that a loose or giving stitch is formed.

The trimming device consists, in the present instance, of a blade, T, at the end of a vertical bar, *t*, secured to the needle-bar B, and having an inclined cutting-edge, *t'*, which reciprocates with the needle-bar through a slot, *s*, in the toe of the presser-foot P into a corresponding slot, *s'*, Fig. 2, registering therewith, in the work-plate of the machine. The distance of said slot—that is, the line upon which the trimming is done—from the needle—*i. e.*, from the line of stitching *xx*—must bear a certain relation to the stitching or character of the stitching—that is to say, it must be such that when the layers are sewed and trimmed by the knife and drawn apart, as in Figs. 3 and 4, they will come in the same plane without overlapping or leaving a raised seam, the threads spanning the margins on one side of the fabric only. As the needle-bar, and with it the trimmer, vibrates vertically, it will be obvious that the layers will be trimmed off by successive strokes, the stuff being advanced by the feed-motion *f*, Fig. 2, after the blade has passed above the fabric.

In the annexed drawings, Fig. 1, I have shown the trimmer located in advance of the needle. It may, however, be otherwise located—*i. e.*, laterally opposite to or in the rear of the needle; according as construction of the

machine or its *modus operandi* may require or shall be most convenient.

The trimmer shown in the drawings (which, however, is not of my invention) is simply used
 5 as an illustration, as there are various well-known trimming attachments that may be applied to a sewing-machine by any skilled mechanic in a manner to aid in carrying out my invention, the essential requirement being that
 10 it (the trimmer) shall be located so that its cutting-line will be with reference to the sewing, as hereinbefore mentioned—*i. e.*, so that when the layers are drawn apart the margins outside the line of stitching will lie in the same
 15 plane and their edges substantially flush.

I am aware of the fact that it is common to trim off the margins of knit and other fabrics by a trimmer attached to a sewing-machine simultaneously with the sewing, and that it is
 20 not new to sew together two superposed layers of knit stuff by an overseaming-machine in such manner that when the layers are drawn apart the two edges will come flush and in the same plane, as shown in said patent of Helen A.

Blanchard, and as shown in Bigelow's Patent, 25 No. 263,467, dated August 29, 1882.

Having thus described my invention, I claim as new and desire to secure by Letters Patent—

The improvement in the art of uniting knit and other fabrics with a sewing-machine, which
 30 consists in superposing two layers thereof, stitching the same together with a loose stitch sewed straight ahead, and cutting off the edges of the said layers on a line with relation to the sewing, as described, so that when drawn apart
 35 their cut edges will come substantially flush and in the same plane, and the threads uniting the fabric span the free margins thereof on one side only, substantially as and for the purpose
 40 set forth.

In testimony whereof I have hereunto affixed my signature this 22d day of October, A. D. 1885.

CAROLINE S. PUSEY.

Witnesses:

W. W. DOUGHERTY,
 JNO. NOLAN.