

(19) World Intellectual Property  
Organization  
International Bureau



(43) International Publication Date  
5 February 2004 (05.02.2004)

PCT

(10) International Publication Number  
WO 2004/010992 A1

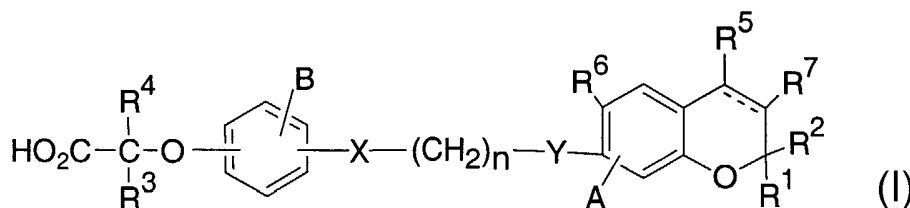
- (51) International Patent Classification<sup>7</sup>: A61K 31/352, C07D 311/04
- (21) International Application Number: PCT/US2003/023499
- (22) International Filing Date: 25 July 2003 (25.07.2003)
- (25) Filing Language: English
- (26) Publication Language: English
- (30) Priority Data: 60/399,518 30 July 2002 (30.07.2002) US
- (71) Applicant (for all designated States except US): MERCK & CO., INC. [US/US]; 126 East Lincoln Avenue, Rahway, NJ 07065-0907 (US).
- (72) Inventors; and
- (75) Inventors/Applicants (for US only): DESAI, Ranjit, C. [US/US]; 126 East Lincoln Avenue, Rahway, NJ 07065-0907 (US). SAHOO, Soumya [IN/US]; 126 East Lincoln Avenue, Rahway, NJ 07065-0907 (US).
- (74) Common Representative: MERCK & CO., INC.; 126 East Lincoln Avenue, Rahway, NJ 07065-0907 (US).
- (81) Designated States (national): AE, AG, AL, AM, AT, AU, AZ, BA, BB, BG, BR, BY, BZ, CA, CH, CN, CO, CR, CU, CZ, DE, DK, DM, DZ, EC, EE, ES, FI, GB, GD, GE, GH, GM, HR, HU, ID, IL, IN, IS, JP, KE, KG, KR, KZ, LC, LK, LR, LS, LT, LU, LV, MA, MD, MG, MK, MN, MW, MX, MZ, NI, NO, NZ, OM, PG, PH, PL, PT, RO, RU, SC, SD, SE, SG, SK, SL, SY, TJ, TM, TN, TR, TT, TZ, UA, UG, US, UZ, VC, VN, YU, ZA, ZM, ZW.
- (84) Designated States (regional): ARIPO patent (GH, GM, KE, LS, MW, MZ, SD, SL, SZ, TZ, UG, ZM, ZW), Eurasian patent (AM, AZ, BY, KG, KZ, MD, RU, TJ, TM), European patent (AT, BE, BG, CH, CY, CZ, DE, DK, EE, ES, FI, FR, GB, GR, HU, IE, IT, LU, MC, NL, PT, RO, SE, SI, SK, TR), OAPI patent (BF, BJ, CF, CG, CI, CM, GA, GN, GQ, GW, ML, MR, NE, SN, TD, TG).

**Published:**

- with international search report
- before the expiration of the time limit for amending the claims and to be republished in the event of receipt of amendments

For two-letter codes and other abbreviations, refer to the "Guidance Notes on Codes and Abbreviations" appearing at the beginning of each regular issue of the PCT Gazette.

(54) Title: PPAR ALPHA SELECTIVE COMPOUNDS FOR THE TREATMENT OF DYSLIPIDEMIA AND OTHER LIPID DISORDERS



(57) Abstract: A class of chromane and chromene compounds having the structure shown below and pharmaceutically acceptable salts thereof are useful as therapeutic compounds, particularly in the treatment and control of hyperlipidemia, hypercholesterolemia, dyslipidemia, and other lipid disorders, and in delaying the onset of or reducing the risk of conditions and sequelae that are associated with these diseases, such as atherosclerosis.

WO 2004/010992 A1

## TITLE OF THE INVENTION

PPAR ALPHA SELECTIVE COMPOUNDS FOR THE TREATMENT OF  
DYSLIPIDEMIA AND OTHER LIPID DISORDERS

## 5 FIELD OF THE INVENTION

The instant invention is concerned with a class of chromane and  
chromene compounds and pharmaceutically acceptable salts thereof which are useful  
as therapeutic compounds, particularly in the treatment and control of hyperlipidemia,  
hypercholesterolemia, dyslipidemia, and other lipid disorders, and in delaying the  
10 onset of or reducing the risk of conditions and sequelae that are associated with these  
diseases, including atherosclerosis and Type 2 diabetes mellitus, often referred to as  
non-insulin dependent diabetes (NIDDM).

## BACKGROUND OF THE INVENTION

15 Disorders of lipid metabolism (dyslipidemias) include various  
conditions characterized by abnormal concentrations of one or more lipids (i.e.  
cholesterol and triglycerides), and/or apolipoproteins (i.e., apolipoproteins A, B, C  
and E), and/or lipoproteins (i.e., the macromolecular complexes formed by the lipid  
and the apolipoprotein that allow lipids to circulate in blood, such as Low Density  
20 Lipoproteins (LDL), Very Low Density Lipoproteins (VLDL) and Intermediate  
Density Lipoproteins (IDL)). Cholesterol is mostly carried in Low Density  
Lipoproteins (LDL), and this component is commonly known as the "bad" cholesterol  
because it has been shown that elevations in LDL-cholesterol correlate closely to the  
risk of coronary heart disease. A smaller component of cholesterol is carried in the  
25 High Density Lipoproteins (HDL) and is commonly known as the "good" cholesterol.  
In fact, it is known that the primary function of HDL is to accept cholesterol  
deposited in the arterial wall and to transport it back to the liver for disposal through  
the intestine. Although it is desirable to lower elevated levels of LDL cholesterol, it is  
also desirable to increase levels of HDL cholesterol. Generally, it has been found that  
30 increased levels of HDL are associated with lower risk for coronary heart disease  
(CHD). See, for example, Gordon, et al., *Am. J. Med.*, 62, 707-714 (1977); Stampfer,  
et al., *N. England J. Med.*, 325, 373-381 (1991); and Kannel, et al., *Ann. Internal  
Med.*, 90, 85-91 (1979). An example of an HDL raising agent is nicotinic acid, a drug  
with limited utility because doses that achieve HDL raising are associated with  
35 undesirable effects, such as flushing.

Dyslipidemias were originally classified by Fredrickson according to the combination of alterations mentioned above. The Fredrickson classification includes 6 phenotypes (i.e., I, IIa, IIb, III, IV and V) with the most common being the isolated hypercholesterolemia (or type IIa) which is usually accompanied by elevated concentrations of total and LDL cholesterol. The initial treatment for hypercholesterolemia is often to modify the diet to one low in fat and cholesterol, coupled with appropriate physical exercise, followed by drug therapy when LDL-lowering goals are not met by diet and exercise alone

A second common form of dyslipidemia is the mixed or combined hyperlipidemia or type IIb and III of the Fredrickson classification. This dyslipidemia is often prevalent in patients with type 2 diabetes, obesity and the metabolic syndrome. In this dyslipidemia there are modest elevations of LDL-cholesterol, accompanied by more pronounced elevations of small dense LDL-cholesterol particles, VLDL and/or IDL (i.e., triglyceride rich lipoproteins), and total triglycerides. In addition, concentrations of HDL are often low.

Peroxisome proliferators are a structurally diverse group of compounds that when administered to rodents elicit dramatic increases in the size and number of hepatic and renal peroxisomes, as well as concomitant increases in the capacity of peroxisomes to metabolize fatty acids via increased expression of the enzymes of the beta-oxidation cycle. Compounds of this group include but are not limited to the fibrate class of lipid modulating drugs, herbicides, phthalate plasticizers and the glitazones, a class of compounds that has been under investigation for the treatment of type 2 diabetes. Peroxisome proliferation is also triggered by dietary or physiological factors such as a high-fat diet and cold acclimatization.

Three sub-types of peroxisome proliferator activated receptor (PPAR) have been discovered and described; they are peroxisome proliferator activated receptor alpha (PPAR $\alpha$ ), peroxisome proliferator activated receptor gamma (PPAR $\gamma$ ) and peroxisome proliferator activated receptor delta (PPAR $\delta$ ). PPAR $\alpha$  is activated by a number of medium and long-chain fatty acids, and it is involved in stimulating  $\beta$ -oxidation of fatty acids. PPAR $\alpha$  is also associated with the activity of fibrates and fatty acids in rodents and humans. Fibric acid derivatives such as clofibrate, fenofibrate, bezafibrate, ciprofibrate, beclofibrate and etofibrate, as well as gemfibrozil, each of which are PPAR $\alpha$  ligands and/or activators, produce a substantial reduction in plasma triglycerides as well as some increase in HDL. The effects on LDL cholesterol are inconsistent and might depend upon the compound and/or the

dyslipidemic phenotype. For these reasons, this class of compounds has been primarily used to treat hypertriglyceridemia (i.e, Fredrickson Type IV and V) and/or mixed hyperlipidemia.

5 The PPAR $\gamma$  receptor subtypes are involved in activating the program of adipocyte differentiation and are not involved in stimulating peroxisome proliferation in the liver. There are two known protein isoforms of PPAR $\gamma$  : PPAR $\gamma$ 1 and PPAR $\gamma$ 2 which differ only in that PPAR $\gamma$ 2 contains an additional 28 amino acids present at the amino terminus. The DNA sequences for the human isotypes are described in Elbrecht, et al., BBRC 224;431-437 (1996). In mice, PPAR $\gamma$ 2 is expressed  
10 specifically in fat cells. Tontonoz *et al.*, *Cell* 79: 1147-1156 (1994) provide evidence to show that one physiological role of PPAR $\gamma$ 2 is to induce adipocyte differentiation. As with other members of the nuclear hormone receptor superfamily, PPAR $\gamma$ 2 regulates the expression of genes through interaction with other proteins and binding to hormone response elements, for example in the 5' flanking regions of responsive  
15 genes. An example of a PPAR $\gamma$ 2 responsive gene is the tissue-specific adipocyte P2 gene. Although peroxisome proliferators, including the fibrates and fatty acids, activate the transcriptional activity of PPAR's, only prostaglandin J<sub>2</sub> derivatives have been identified as potential natural ligands of the PPAR $\gamma$  subtype, which also binds thiazolidinedione antidiabetic agents with high affinity.

20 The human nuclear receptor gene PPAR $\delta$  (hPPAR $\delta$ ) has been cloned from a human osteosarcoma cell cDNA library and is fully described in A. Schmidt et al., *Molecular Endocrinology*, 6 :1634-1641 (1992). It should be noted that PPAR $\delta$  is also referred to in the literature as PPAR $\beta$  and as NUC1, and each of these names refers to the same receptor; in Schmidt *et al.* the receptor is referred to as NUC1.

25 In WO96/01430, a human PPAR subtype, hNUC1B, is disclosed. The amino acid sequence of hNUC1B differs from human PPAR $\delta$  (referred to therein as hNUC1) by one amino acid, i.e., alanine at position 292. Based on in vivo experiments described therein, the authors suggest that hNUC1B protein represses hPPAR $\alpha$  and thyroid hormone receptor protein activity.

30 It has been disclosed in WO97/28149 that agonists of PPAR $\delta$  are useful in raising HDL plasma levels. PPAR $\delta$  agonists have recently been disclosed in US Provisional Application Serial No. 60/297,356 as having utility in the treatment of various inflammatory diseases, such as rheumatoid arthritis. WO97/27857, 97/28115, 97/28137 and 97/27847 disclose compounds that are useful as antidiabetic,

antiobesity, anti-atherosclerosis and antihyperlipidemic agents, and which activate PPARs.

It is generally believed that glitazones exert their effects by binding to the peroxisome proliferator activated receptor (PPAR) family of receptors, controlling certain transcription elements having to do with the biological entities listed above. Glitazones are benzyl-2,4-thiazolidinedione derivatives. See Hulin et al., *Current Pharm. Design* (1996) 2, 85-102.

A number of glitazones that are PPAR agonists have been approved for use in the treatment of diabetes. These include troglitazone, rosiglitazone and pioglitazone, all of which are primarily or exclusively PPAR $\gamma$  agonists. Many of the newer PPAR agonists that are currently under development or are in clinical trials have dual PPAR $\alpha$  and  $\gamma$  activity, such as KRP-297. The PPAR $\alpha/\gamma$  agonists are expected to improve both insulin sensitivity and the lipid profile in patients having NIDDM.

Although glitazones have been beneficial in the treatment of NIDDM, there have been some serious adverse events associated with the use of the compounds, especially troglitazone, which was eventually withdrawn. The most serious adverse events have been liver toxicity, which resulted in a number of deaths. Because of the problems that have occurred with the glitazones, researchers in a number of laboratories have been investigating classes of PPAR agonists that do not contain 1,3-thiazolidinedione moieties and therefore are not glitazones.

Compounds that are agonists of the various PPAR sub-types are expected to be useful in the treatment of diseases and conditions that respond to treatment with PPAR agonists, regardless of whether the compounds are glitazones. These include dyslipidemia, diabetes, and related conditions. PPAR $\alpha$  agonists improve the lipid profile and alleviate dyslipidemias by reducing elevated LDL levels, reducing elevated triglyceride levels, and increasing HDL levels. PPAR $\gamma$  agonists improve insulin sensitivity, reducing the need for insulin secretagogues and insulin injections in patients with NIDDM. The role of PPAR $\delta$  is less well defined, but PPAR $\delta$  also appears to help control hyperlipidemia and hyperglycemia in type 2 diabetic patients.

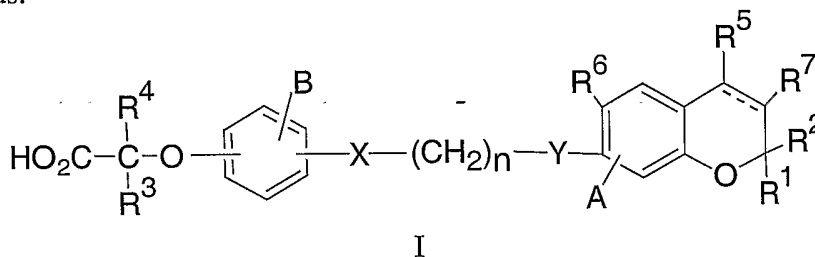
#### SUMMARY OF THE INVENTION

The class of compounds described herein is a new class of potent PPAR $\alpha$  agonists that do not contain a 1,3-thiazolidinedione moiety. They exhibit

little or no activity at the PPAR $\gamma$  and PPAR $\delta$  receptor, and they are therefore selective. Preferred compounds have a high affinity for the PPAR $\alpha$  receptor, with an IC<sub>50</sub> less than 250nM, using the PPAR $\alpha$  binding assay. The compounds generally have an IC<sub>50</sub> greater than 15,000 in the PPAR $\gamma$  binding assay, and greater than 50,000  
 5 in the PPAR $\delta$  binding assay. The compounds are useful in the treatment of diseases, disorders and conditions that are treated or ameliorated by PPAR $\alpha$  agonists.

The compounds are useful in treating one or more of the following conditions: mixed or diabetic dyslipidemia; other lipid disorders, including isolated hypercholesterolemia as manifested by elevations in LDL-C and/or non-HDL-C;  
 10 hyperapoB lipoproteinemia; hypertriglyceridemia; elevated triglyceride-rich lipoproteins; and low HDL cholesterol concentrations. The compounds may also have utility in treating or ameliorating atherosclerosis, obesity, vascular restenosis, and inflammatory conditions. As a result of their utility in treating and ameliorating lipid disorders and obesity, and perhaps insulin resistance and/or hyperglycemia, the  
 15 compounds of this invention also may be effective in treating or ameliorating the metabolic syndrome, also known as Syndrome X. They may also reduce the risk of developing atherosclerosis in a patient at risk of developing atherosclerosis by ameliorating some of the risk factors, such as those that are the criteria that define metabolic syndrome.

20 The present invention provides compounds having the structure of Formula I, including pharmaceutically acceptable salts and prodrugs of these compounds:



25

In the compounds of Formula I:

R<sup>1</sup> and R<sup>2</sup> are each C<sub>1</sub>-C<sub>3</sub> alkyl, which are optionally substituted with 1-5 halogens independently selected from F and Cl;

30

R<sup>3</sup> is selected from the group consisting of

- (a) H, and  
(b) C<sub>1</sub>-C<sub>3</sub>alkyl, which is optionally substituted with 1-5 halogens independently selected from F and Cl;

5 R<sup>4</sup> is C<sub>1</sub>-C<sub>3</sub> alkyl, which is optionally substituted with 1-5 halogens independently selected from F and Cl;

10 R<sup>5</sup> is selected from the group consisting of H and C<sub>1</sub>-C<sub>3</sub>alkyl, which is optionally substituted with 1-5 halogens independently selected from F and Cl;

R<sup>6</sup> is selected from H, Cl, CH<sub>3</sub> and CF<sub>3</sub>;

15 R<sup>7</sup> is H or C<sub>1</sub>-C<sub>3</sub> alkyl, which is optionally substituted with 1-5 halogens independently selected from F and Cl;

A and B are each independently selected from H, Cl, F, CH<sub>3</sub>, and CF<sub>3</sub>;

20 The dashed line connecting the ring carbon atoms attached to R<sup>5</sup> and R<sup>7</sup> is an optional double bond;

X and Y are each O or S; and

25 n is 2 or 3.

In the above summary, reference to alkyl groups by carbon number, such as C<sub>3</sub> alkyl or C<sub>3-6</sub> alkyl, refers to linear or branched alkyl.

30 The compounds described above are effective in treating diseases or conditions that respond to treatment with PPAR $\alpha$  agonists. The compounds are expected to be efficacious in treating or ameliorating one or more of the following diseases or conditions: hyperlipidemia, dyslipidemia, hypercholesterolemia, hypertriglyceridemia, and obesity. Some of the compounds may also be efficacious in treating or ameliorating non-insulin dependent diabetes mellitus (NIDDM) in mammalian patients and human patients in need of treatment, and in the treatment and  
35 amelioration of conditions that are often associated with NIDDM, but which may also

be present in non-diabetic patients, including hyperlipidemia, dyslipidemia, hypercholesterolemia, hypertriglyceridemia, and obesity. The compounds may also be effective in treating atherosclerosis, hyperinsulinemia, insulin resistance, vascular restenosis, and inflammatory conditions. The compounds may delay or reduce the risk of one or more of the sequelae of NIDDM, such as atherosclerosis, vascular restenosis, and retinopathy by ameliorating some of the conditions that contribute to the development of these diseases. They may also be effective in reducing cardiovascular events that occur in human patients having metabolic syndrome, such as coronary heart disease.

10

#### DETAILED DESCRIPTION OF THE INVENTION

The invention has numerous embodiments. Several preferred sub-groups of compounds are described below:

15

One embodiment is the sub-group of compounds having Formula I, where X and Y are each O.

Another embodiment is the sub-group of compounds having Formula I, where A, B, and R<sup>7</sup> are H.

20

Compounds of Formula I in which R<sup>5</sup> is CF<sub>3</sub> comprise another preferred sub-group of compounds of this invention.

25

Compounds of Formula I in which R<sup>5</sup> is C<sub>1</sub>-C<sub>3</sub> alkyl are another preferred sub-group of compounds.

In another sub-group of compounds having Formula I, R<sup>6</sup> is selected from Cl, CH<sub>3</sub> and CF<sub>3</sub>. In many preferred compounds of this sub-group, R<sup>6</sup> is Cl.

30

In another embodiment of compounds having Formula I, R<sup>3</sup> is H, CH<sub>3</sub>, C<sub>2</sub>H<sub>5</sub>, or C<sub>3</sub>H<sub>7</sub>; and R<sup>4</sup> is CH<sub>3</sub>, C<sub>2</sub>H<sub>5</sub>, or C<sub>3</sub>H<sub>7</sub>. In a preferred sub-group, R<sup>3</sup> and R<sup>4</sup> are each selected from CH<sub>3</sub>, C<sub>2</sub>H<sub>5</sub>, and C<sub>3</sub>H<sub>7</sub>.

35

In still another embodiment of compounds having Formula I, R<sup>1</sup> and R<sup>2</sup> each independently may be CH<sub>3</sub> or C<sub>2</sub>H<sub>5</sub>.

A preferred sub-group of compounds of Formula I comprises compounds in which R<sup>1</sup> and R<sup>2</sup> are each CH<sub>3</sub>.

5 A preferred sub-set of compound having Formula I, including pharmaceutically acceptable salts, is described as follows:

R<sup>1</sup> and R<sup>2</sup> are each independently CH<sub>3</sub> or C<sub>2</sub>H<sub>5</sub>;

10 R<sup>3</sup> and R<sup>4</sup> are each independently selected from CH<sub>3</sub>, C<sub>2</sub>H<sub>5</sub>, and C<sub>3</sub>H<sub>7</sub>;

R<sup>5</sup> is CF<sub>3</sub> ;

15 R<sup>6</sup> is Cl;

R<sup>7</sup>, A, and B are all H;

20 The dashed line connecting the ring carbon atoms that are attached to R<sup>5</sup> and R<sup>7</sup> is a double bond;

X and Y are O; and

n is 2 or 3.

25

A preferred subgroup of the compounds described immediately above comprises compounds having Formula I in which R<sup>1</sup> and R<sup>2</sup> are each CH<sub>3</sub>.

30 Another preferred subgroup comprises compounds in which n is 3.

Specific examples of compounds of this invention are provided in Examples 1-9. These compounds are illustrated in the Table of Compounds immediately before the Examples.

The invention further includes pharmaceutical compositions comprising any of the compounds described herein, including pharmaceutically acceptable salts, and a pharmaceutically acceptable carrier.

5 Definitions

"Alkyl", as well as other groups having the prefix "alk", such as alkoxy or alkenyl, means carbon chains which may be linear or branched, including chains with multiple branch points, unless the carbon chain is defined otherwise. Examples of alkyl groups include methyl, ethyl, propyl, isopropyl, butyl, sec- and tert-butyl, 10 pentyl, hexyl, heptyl, octyl, nonyl, and the like. Isopropyl and sec- and tert-butyl are branched.

"Alkenyl" means carbon chains which contain at least one carbon-carbon double bond, and which may be linear or branched. Examples of alkenyl include vinyl, allyl, isopropenyl, pentenyl, hexenyl, heptenyl, 1-propenyl, 2-butenyl, 15 2-methyl-2-butenyl, and the like.

"Cycloalkyl" means a mono- or bicyclic saturated carbocyclic ring having from 3 to 10 carbon atoms, unless otherwise stated. The term also includes a monocyclic or bicyclic saturated carbocyclic ring which is fused to another cyclic group, such as an aryl group. Examples of cycloalkyl include cyclopropyl, 20 cyclopentyl, cyclohexyl, cycloheptyl, and the like.

"Aryl" (and "arylene") when used to describe a substituent or group in a structure means a monocyclic or bicyclic or tricyclic group or substituent in which all of the rings are aromatic and which contains only carbon ring atoms. "Aryl" groups can be fused to other cyclic groups, such as a cycloalkyl or heterocyclic group. 25 Examples of aryl substituents include phenyl and naphthyl. Phenyl is the preferred aryl group.

"Heterocycle" means a fully or partially saturated ring containing at least one heteroatom selected from N, S and O, where the ring has from 3 to 10 atoms, unless otherwise defined.

30 "Heteroaryl" (and "heteroarylene") means an aromatic ring containing at least one ring heteroatom selected from N, O and S (including SO and SO<sub>2</sub>), where the ring contains 5-6 atoms. Examples of heteroaryl include pyrrolyl, isoxazolyl, isothiazolyl, pyrazolyl, pyridyl, oxazolyl, oxadiazolyl, thiadiazolyl, thiazolyl, imidazolyl, triazolyl, tetrazolyl, furanyl, triazinyl, thienyl, pyrimidyl, pyridazinyl, and 35 pyrazinyl. Heteroaryl and aromatic rings can be fused together to form bicyclic or

tricyclic ring systems, as for example benzisoxazolyl, benzoxazolyl, benzothiazolyl, benzimidazolyl, benzofuranyl, benzothiophenyl (including S-oxide and dioxide), quinolyl, indolyl, isoquinolyl, dibenzofuran and the like.

"Halogen" includes fluorine, chlorine, bromine and iodine. Fluorine is  
5 generally the most preferred halogen substituent on an alkyl group.

"Me" and "Et" represent methyl and ethyl respectively.

The term "administration of" or "administering" a compound means providing a compound of this invention or a prodrug of a compound of this invention to a patient in need of treatment.

10 The "patient" to whom the compounds of this invention can be administered may be selected from mammals, including primates, such as monkeys and apes; bovines, such as cows; equines, such as horses; canines, such as dogs; felines, such as cats; ovines, such as goats and sheep; and rodents, such as mice, rats, and guinea pigs. Patients may also include non-mammalian species, such as chickens  
15 and other birds. The preferred patient is a human.

To treat, as a disease or condition, means to deal with the disease or condition in a specified manner.

Amelioration of a disease or condition means improving the disease or condition or making it better.

20 "Metabolic Syndrome" is defined in the Third Report of the National Cholesterol Education Program Expert Panel on Detection, Evaluation and Treatment of High Blood Cholesterol In Adults (ATP-III). E.S. Ford et al., JAMA, vol. 287 (3), Jan. 16, 2002, pp 356-359. Briefly, a person is defined as having metabolic syndrome if the person has three or more of the the following symptoms: abdominal obesity,  
25 hypertriglyceridemia, low HDL cholesterol, high blood pressure, and high fasting plasma glucose. The criteria for these are defined in ATP-III.

The term "composition," as in pharmaceutical composition, is intended to encompass a product comprising the active ingredient(s), and the inert ingredient(s) that make up the carrier, as well as any product which results, directly or  
30 indirectly, from combination, complexation or aggregation of any two or more of the ingredients, or from dissociation of one or more of the ingredients, or from other types of reactions or interactions of one or more of the ingredients. Accordingly, the pharmaceutical compositions of the present invention encompass any composition made by admixing a compound of the present invention and a pharmaceutically  
35 acceptable carrier.

Optical Isomers - Diastereomers - Geometric Isomers - Tautomers

Compounds of Formula I may contain one or more asymmetric centers. The compounds can thus occur as racemic mixtures, single enantiomers,  
5 diastereomeric mixtures and individual diastereomers. The present invention is meant to comprehend all such isomeric forms of the compounds of Formula I.

Some of the compounds described herein contain olefinic double bonds, and unless specified otherwise, are meant to include both E and Z geometric  
10 isomers.

Some of the compounds described herein may exist with different points of attachment of hydrogen coupled with double bond shifts, referred to as  
15 tautomers. An example is a carbonyl (e.g. a ketone) and its enol form, often known as keto-enol tautomers. The individual tautomers as well as mixtures thereof are encompassed with compounds of Formula I.

If desired, racemic mixtures of compounds of Formula I may be separated by means of classical resolution through fractional crystallization of salts  
15 formed with enantiomerically pure acids or bases. Other diastereomeric derivatives can be formed by the coupling of a racemic mixture of the compounds of Formula I to an enantiomerically pure compound. Such diastereomeric mixture may be separated  
20 by standard chromatographic methods or recrystallization protocols. These diastereomeric derivatives may then be converted to the pure enantiomers of the compounds of Formula I by cleavage of the added chiral residue. The racemic mixture of the compounds of Formula I can also be separated directly by  
25 chromatographic methods utilizing chiral stationary phases, of which many examples are known in the literature.

Alternatively, any enantiomer of a compound of the general Formula I may be obtained by stereoselective synthesis using optically pure starting materials or reagents of known configuration.

Compounds of Formula I that have more than one asymmetric center  
30 and that occur as diastereomeric mixtures can similarly be separated into individual diastereomers by standard methods, and these can be separated to individual enantiomers as described above.

### Salts

The term "pharmaceutically acceptable salts" refers to salts prepared from pharmaceutically acceptable non-toxic bases or acids including inorganic or organic bases and inorganic or organic acids. For the carboxylic acid compounds of Formula I, salts derived from inorganic bases include aluminum, ammonium, calcium, copper, ferric, ferrous, lithium, magnesium, manganous, manganic, potassium, sodium, and zinc salts and the like. Particularly preferred are the ammonium, calcium, magnesium, potassium, and sodium salts. Salts in the solid form may exist in more than one crystal structure, and may also be in the form of hydrates. Salts derived from pharmaceutically acceptable organic non-toxic bases include salts of primary, secondary, and tertiary amines, substituted amines including naturally occurring substituted amines, cyclic amines, and basic ion exchange resins, such as arginine, betaine, caffeine, choline, N,N'-dibenzylethylenediamine, diethylamine, 2-diethylaminoethanol, 2-dimethylaminoethanol, ethanolamine, ethylenediamine, N-ethyl-morpholine, N-ethylpiperidine, glucamine, glucosamine, histidine, hydrabamine, isopropylamine, lysine, methylglucamine, morpholine, piperazine, piperidine, polyamine resins, procaine, purines, theobromine, triethylamine, trimethylamine, tripropylamine, tromethamine, and the like.

For compounds that are basic, salts may be prepared from pharmaceutically acceptable non-toxic acids, including inorganic and organic acids. Such acids include acetic, benzenesulfonic, benzoic, camphorsulfonic, citric, ethanesulfonic, fumaric, gluconic, glutamic, hydrobromic, hydrochloric, isethionic, lactic, maleic, malic, mandelic, methanesulfonic, mucic, nitric, pamoic, pantothenic, phosphoric, succinic, sulfuric, tartaric, p-toluenesulfonic acid, and the like. Particularly preferred are citric, hydrobromic, hydrochloric, maleic, phosphoric, sulfuric, and tartaric acids.

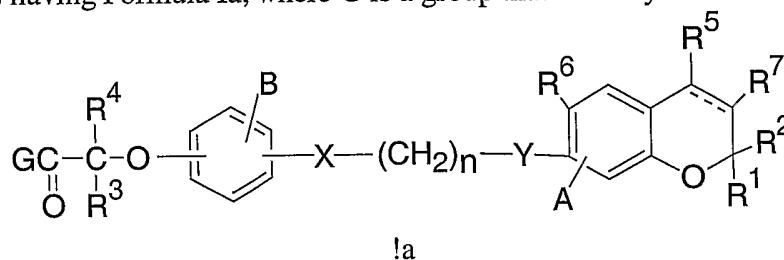
It will be understood that, as used herein, references to the compounds of Formula I are meant to also include the pharmaceutically acceptable salts.

### 30 Metabolites – Prodrugs

Prodrugs are compounds that are converted to the claimed compounds as they are being administered to a patient or after they have been administered to a patient. The prodrugs are compounds of this invention, and the active metabolites of the prodrugs, where the metabolites have Formula I, are also compounds of the invention. A non-limiting example of a prodrug of the carboxylic acids of this

invention is an ester of the carboxylic acid, as for example a C<sub>1</sub> to C<sub>6</sub> ester, or an ester which has functionality that makes it more easily hydrolyzed after administration to a patient.

5 Examples of prodrugs of this class of compounds may be described as compounds having Formula Ia, where G is a group that is easily removed under



10 physiological conditions during or after administration to a mammalian patient to yield the free carboxylic acid or carboxylate salt thereof, where G has been converted to OH, or the carboxylate salt thereof. The other substituents in Formula Ia are as previously defined for Formula I.

15 Examples of prodrugs of Formula Ia include compounds in which G is selected from the group consisting of -OR<sup>a</sup>, -OCH<sub>2</sub>OR<sup>a</sup>, -OCH(CH<sub>3</sub>)OR<sup>a</sup>, -OCH<sub>2</sub>OC(O)R<sup>a</sup>, -OCH(CH<sub>3</sub>)OC(O)R<sup>a</sup>, -OCH<sub>2</sub>OC(O)OR<sup>a</sup>, -OCH(CH<sub>3</sub>)OC(O)OR<sup>a</sup>, and -NR<sup>b</sup>R<sup>b</sup>, where each R<sup>a</sup> is independently selected from C<sub>1-6</sub> alkyl which is optionally substituted with one or two groups selected from -CO<sub>2</sub>H, -CONH<sub>2</sub>, -NH<sub>2</sub>, -OH, -OAc, -NHAc, and phenyl; and wherein each R<sup>b</sup> is independently selected from H and R<sup>a</sup>.

20

### Utilities

25 Compounds of the present invention are potent agonists of the peroxisome proliferator activated receptor subtypes, particularly PPAR $\alpha$ , with little or no activity with respect to PPAR $\gamma$  or PPAR $\delta$ . Compounds of the present invention are thus selective and potent agonists of the subtype PPAR $\alpha$ . Compounds of the present invention are useful in treating, controlling or ameliorating diseases, disorders and conditions, where the treatment, control or amelioration is effected by the activation of the PPAR $\alpha$  subtype.

30 An important aspect of this invention is that it provides a method for the treatment, or amelioration of various lipid disorders, including dyslipidemia, hypercholesterolemia, hyperlipidemia, hypertriglyceridemia, low HDL levels, high

LDL levels, and atherosclerosis and its sequelae, which comprises administering to a patient in need of such treatment a therapeutically effective amount of a compound having formula I.

5 The compounds as defined herein may be used in treating one or more of the following diseases or conditions in a mammalian or human patient in need of treatment, where the treatment comprises the administration of a therapeutically effective amount of a compound of Formula I to the patient in need of treatment:

- (1) lipid disorders;
- (2) hyperlipidemia;
- 10 (3) low HDL-cholesterol;
- (4) high LDL-cholesterol;
- (5) hypercholesterolemia;
- (6) hypertriglyceridemia;
- (7) dyslipidemia, including high LDL cholesterol and low HDL  
15 cholesterol; and
- (8) atherosclerosis, including sequelae of atherosclerosis (angina, claudication, heart attack, stroke, etc.).

More generally, compounds having Formula I may be used to treat or ameliorate one or more of the following diseases, disorders and conditions: (1) lipid  
20 disorders, (2) dyslipidemia, (3) hyperlipidemia, (4) hypertriglyceridemia, (5) hypercholesterolemia, (6) low HDL levels, (7) high LDL levels, (8) atherosclerosis and its sequelae, (9) obesity, including abdominal obesity (10) vascular restenosis, (11) retinopathy, (12) non-insulin dependent diabetes mellitus (NIDDM), (13) hyperglycemia, (14) impaired glucose tolerance, (15) insulin resistance, (16)  
25 irritable bowel syndrome, (17) inflammatory bowel disease, including Crohn's disease and ulcerative colitis, (18) pancreatitis, (19) other inflammatory conditions, (20) neurodegenerative disease, (21) Alzheimer's disease, (22) psoriasis, (23) acne vulgaris, (24) other skin diseases and dermatological conditions modulated by PPAR, (25) high blood pressure, (26) cachexia, and (27) the metabolic syndrome,  
30 sometimes known as Syndrome X.

The compounds may also be useful in the treatment of (1) neoplastic conditions, (2) adipose cell tumors, (3) adipose cell carcinomas, such as liposarcoma, (4) prostate cancer and other cancers, including gastric, breast, bladder and colon cancers, and (5) angiogenesis.

5 Other conditions which may be treated with the compounds of this invention include ovarian hyperandrogenism (polycystic ovarian syndrome), cachexia, and other disorders where insulin resistance is a component.

The present invention is further directed to a method for the manufacture of a medicament that is useful for the treatment or control of a disease or  
10 condition that is treated by the administration of a PPAR $\alpha$  agonist, wherein the method comprises combining an effective amount of the compound of Formula I with a pharmaceutically acceptable carrier or diluent.

Another aspect of the invention provides a method of treating cachexia. PPAR $\alpha$  is known to be necessary for an appropriate energy sparing response to  
15 starvation, and inappropriate metabolism and energy utilization is clearly responsible for the wasting of cachexia. The compounds of this invention may therefore be useful in the treatment of cachexia.

In another aspect, the invention provides a method of treating inflammatory conditions, including inflammatory bowel disease, Crohn's disease, and  
20 ulcerative colitis, by administration of an effective amount of a PPAR $\alpha$  agonist of Formula I. Additional inflammatory diseases that may be treated with the instant invention include gout, rheumatoid arthritis, osteoarthritis, multiple sclerosis, asthma, ARDS, psoriasis, vasculitis, ischemia/reperfusion injury, and related diseases.

Another aspect of the invention provides a method of treating a variety  
25 of skin diseases and dermatological conditions that are modulated by PPAR $\alpha$  agonists by administering an effective amount of a compound of Formula I to a mammalian or human patient in need of such treatment. These diseases and conditions include psoriasis and acne vulgaris. Examples of other skin diseases and dermatological disorders that may be treated include eczema; lupus associated skin lesions;  
30 dermatitides such as seborrheic dermatitis and solar dermatitis; keratoses such as seborrheic keratosis, senile keratosis, actinic keratosis, photo-induced keratosis, and keratosis follicularis; keloids and prophylaxis against keloid formation, warts including verruca, condyloma, or condyloma accuminatum, and human papilloma viral (HPV) infections such as venereal warts, viral warts, molluscum contagiosum,  
35 leukoplakia, lichen planus, keratitis, skin cancer such as basal cell carcinoma,

cutaneous T cell lymphoma and localized benign epidermal tumors (keratoderma, epidermal naevi).

#### Administration and Dose Ranges

5                   Any suitable route of administration may be employed for providing a mammal, especially a human, with an effective dose of a compound of the present invention. For example, oral, rectal, topical, parenteral, ocular, pulmonary, nasal, and the like may be employed. Dosage forms include tablets, troches, dispersions, suspensions, solutions, capsules, creams, ointments, aerosols, and the like. Preferably  
10                   compounds of Formula I are administered orally.

                  The effective dosage of active ingredient employed may vary depending on the particular compound employed, the mode of administration, the condition being treated and the severity of the condition being treated. Such dosage may be ascertained readily by a person skilled in the art.

15                   When treating hypertriglyceridemia, hypercholesterolemia, dyslipidemia, hyperlipidemia, and other diseases for which compounds of Formula I are indicated, generally satisfactory results are obtained when the compounds of the present invention are administered at a daily dosage of from about 0.1 milligram to about 100 milligram per kilogram of animal body weight, preferably given as a single  
20                   daily dose or in divided doses two to six times a day, or in sustained release form. For most large mammals, the total daily dosage is from about 1.0 milligrams to about 1000 milligrams, preferably from about 1 milligram to about 50 milligrams. In the case of a 70 kg adult human, the total daily dose will generally be from about 1 milligram to about 350 milligrams. This dosage regimen will vary depending on the  
25                   specific compound and also the patient. The dosage may be adjusted within the ranges recited above or even outside those ranges in order to provide the optimal therapeutic response.

#### Pharmaceutical Compositions

30                   Another aspect of the present invention provides pharmaceutical compositions which comprise a compound of Formula I and a pharmaceutically acceptable carrier. The pharmaceutical compositions of the present invention comprise a compound of Formula I or a pharmaceutically acceptable salt or prodrug thereof as an active ingredient, as well as a pharmaceutically acceptable carrier and  
35                   optionally other therapeutic ingredients. More typically, a selected compound of

Formula I, or a pharmaceutically acceptable salt thereof, will be the only active ingredient in a composition. The term "pharmaceutically acceptable salts" refers to salts prepared from pharmaceutically acceptable non-toxic bases or acids including inorganic bases or acids and organic bases or acids.

5                   The compositions include compositions suitable for oral, rectal, topical, parenteral (including subcutaneous, intramuscular, and intravenous), ocular (ophthalmic), pulmonary (nasal or buccal inhalation), or nasal administration, although the most suitable route in any given case will depend on the nature and severity of the conditions being treated and on the nature of the active ingredient.  
10 They may be conveniently presented in unit dosage form and prepared by any of the methods well-known in the art of pharmacy.

                  In practical use, the compounds of Formula I can be combined as the active ingredient in intimate admixture with a pharmaceutical carrier according to conventional pharmaceutical compounding techniques. The carrier may take a wide  
15 variety of forms depending on the form of preparation desired for administration, e.g., oral or parenteral (including intravenous). In preparing the compositions for oral dosage form, any of the usual pharmaceutical media may be employed, such as, for example, water, glycols, oils, alcohols, flavoring agents, preservatives, coloring agents and the like in the case of oral liquid preparations, such as, for example, suspensions,  
20 elixirs and solutions; or carriers such as starches, sugars, microcrystalline cellulose, diluents, granulating agents, lubricants, binders, disintegrating agents and the like in the case of oral solid preparations such as, for example, powders, hard and soft capsules and tablets, with the solid oral preparations being preferred over the liquid preparations.

25                   Because of their ease of administration, tablets and capsules represent the most advantageous oral dosage unit form in which case solid pharmaceutical carriers are obviously employed. If desired, tablets may be coated by standard aqueous or nonaqueous techniques. Such compositions and preparations should contain at least 0.1 percent of active compound. The percentage of active compound  
30 in these compositions may, of course, be varied and may conveniently be between about 2 percent to about 60 percent of the weight of the unit. The amount of active compound in such therapeutically useful compositions is such that an effective dosage will be obtained. The active compounds can also be administered intranasally as, for example, liquid drops or spray.

The tablets, pills, capsules, and the like may also contain a binder such as gum tragacanth, acacia, corn starch or gelatin; excipients such as dicalcium phosphate; a disintegrating agent such as corn starch, potato starch, alginic acid; a lubricant such as magnesium stearate; and a sweetening agent such as sucrose, lactose or saccharin. When a dosage unit form is a capsule, it may contain, in addition to materials of the above type, a liquid carrier such as a fatty oil.

Various other materials may be present as coatings or to modify the physical form of the dosage unit. For instance, tablets may be coated with shellac, sugar or both. A syrup or elixir may contain, in addition to the active ingredient, sucrose as a sweetening agent, methyl and propylparabens as preservatives, a dye and a flavoring such as cherry or orange flavor.

Compounds of formula I may also be administered parenterally. Solutions or suspensions of these active compounds can be prepared in water suitably mixed with a surfactant such as hydroxy-propylcellulose. Dispersions can also be prepared in glycerol, liquid polyethylene glycols and mixtures thereof in oils. Under ordinary conditions of storage and use, these preparations contain a preservative to prevent the growth of microorganisms.

The pharmaceutical forms suitable for injectable use include sterile aqueous solutions or dispersions and sterile powders for the extemporaneous preparation of sterile injectable solutions or dispersions. In all cases, the form must be sterile and must be fluid to the extent that easy syringability exists. It must be stable under the conditions of manufacture and storage and must be preserved against the contaminating action of microorganisms such as bacteria and fungi. The carrier can be a solvent or dispersion medium containing, for example, water, ethanol, polyol (e.g. glycerol, propylene glycol and liquid polyethylene glycol), suitable mixtures thereof, and vegetable oils.

#### Combination Therapy

The compounds of this invention may be used in combination with other drugs that may also have utility in the treatment or amelioration of the diseases or conditions for which compounds of Formula I are useful. Such other drugs may be administered, by a route and in an amount commonly used therefor, contemporaneously or sequentially with a compound of Formula I. When a compound of Formula I is used contemporaneously with one or more other drugs, a pharmaceutical composition in unit dosage form containing such other drugs and the

compound of Formula I is preferred. However, the combination therapy also includes therapies in which the compound of Formula I and one or more other drugs are administered on different overlapping schedules. It is also contemplated that when used in combination with one or more other active ingredients, the compound of the present invention and the other active ingredients may be used in lower doses than when each is used singly. Accordingly, the pharmaceutical compositions of the present invention include those that contain one or more other active ingredients, in addition to a compound of Formula I.

For example, the compounds of Formula I may be administered in combination with one or more other lipid lowering drugs, including (1) a cholesterol biosynthesis inhibitor, including but not limited to, an HMG-CoA reductase inhibitor, such as lovastatin, simvastatin, pravastatin, fluvastatin, atorvastatin, rivastatin, itavastatin, rosuvastatin, and ZD-4522; (2) a cholesterol absorption inhibitor (for example a stanol ester, a sterol glycoside such as tiqueside, or an azetidinone such as ezetimibe); (3) an ACAT inhibitor (such as avasimibe), (4) niacin; (5) a bile acid sequestrant; (6) a microsomal triglyceride transport inhibitor; (7) a bile acid reuptake inhibitor; and (8) a PPAR $\alpha/\gamma$  agonist, such as KRP-297. These combination treatments are expected to be particularly effective for the treatment or control of one or more lipid disorders or conditions selected from dyslipidemia, hypercholesterolemia, hyperlipidemia, hypertriglyceridemia, low HDL levels, high LDL levels, and atherosclerosis and its sequelae. The combination therapy may make it possible to achieve therapeutic control using a reduced amount of one or both active ingredients and/or to achieve better lipid control than would be expected based on the control that is achieved when either of the compounds is used alone. The combination therapy may make it possible to achieve therapeutic control of one or more lipid disorders and diabetes. Preferred combinations include a compound of Claim I and one or more other compounds selected from a cholesterol absorption inhibitor, such as ezetimibe, a statin (e.g. simvastatin, atorvastatin, or rosuvastatin), an ACAT inhibitor, or another PPAR $\alpha$  agonist, such as fenofibrate or another fibrate. Highly preferred combinations include combinations consisting essentially of a compound of this invention with a cholesterol absorption inhibitor (ezetimibe), or a compound of this invention with a statin (eg simvastatin), or a compound of this invention with both a statin and a cholesterol asorption inhibitor.

More generally, examples of therapeutic classes of compounds that may be administered in combination with a compound of Formula I, either separately or in the same pharmaceutical composition, include, but are not limited to:

- 5 (a) insulin sensitizers;  
(b) antidiabetic compounds;  
(c) cholesterol lowering agents;  
(d) antiobesity compounds;  
(e) anti-inflammatory compounds; and  
(f) antihypertensives.
- 10 Examples of classes of compounds that may be administered in combination with compounds having Formula I include:
- (a) PPAR $\gamma$  agonists and partial agonists, such as the glitazones (e.g. troglitazone, pioglitazone, englitazone, MCC-555, rosiglitazone, and the like);
- 15 (b) PPAR $\alpha/\gamma$  dual agonists, such as KRP-297;  
(c) other PPAR $\alpha$  agonists, such as fenofibric acid derivatives, including gemfibrozil, clofibrate, fenofibrate, and bezafibrate,  
(d) PPAR $\delta$  agonists such as those disclosed in WO97/28149;  
(e) biguanides, such as metformin and phenformin;
- 20 (f) protein tyrosine phosphatase-1B (PTP-1B) inhibitors;  
(g) dipeptidyl peptidase IV (DP-IV) inhibitors;  
(h) insulin or insulin mimetics;  
(i) sulfonylureas, such as tolbutamide and glipizide, or related materials;
- 25 (j)  $\alpha$ -glucosidase inhibitors (such as acarbose);  
(k) glucagon receptor antagonists;  
(l) glycogen phosphorylase inhibitors;  
(m) 11-Beta-HSD type 1 enzyme inhibitors;  
(n) 11-Beta-HSD type 1 receptor antagonists;
- 30 (o) exendin-4, exendin-3, GLP-1, GLP-1 mimetics, and GLP-1 receptor agonists, such as those disclosed in WO00/42026 and WO00/59887;  
(p) GIP, GIP mimetics such as those disclosed in WO00/58360, and GIP receptor agonists;

- (q) PACAP, PACAP mimetics, and PACAP receptor 3 agonists such as those disclosed in WO 01/23420;
- (r) HMG-CoA reductase inhibitors (lovastatin, simvastatin, pravastatin, fluvastatin, atorvastatin, rivastatin, itavastatin, rosuvastatin, ZD-4522, and other statins);
- 5 (s) Bile acid sequestrants (cholestyramine, colestipol, and dialkylaminoalkyl derivatives of a cross-linked dextran);
- (t) nicotiny alcohol, nicotinic acid or a salt thereof;
- (u) ezetimibe and other inhibitors of cholesterol absorption;
- 10 (v) acyl CoA:cholesterol acyltransferase inhibitors (ACAT inhibitors); such as for example avasimibe;
- (w) phenolic anti-oxidants, such as probucol;
- (x) ileal bile acid transporter inhibitors;
- (y) agents intended for use in the treatment of inflammatory conditions such as aspirin, non-steroidal anti-inflammatory drugs, glucocorticoids, azulfidine, and cyclooxygenase 2 selective inhibitors;
- 15 (z) antiobesity compounds such as fenfluramine, dexfenfluramine, phentermine, sibutramine, orlistat, neuropeptide Y5 inhibitors, and  $\beta_3$  adrenergic receptor agonists;
- 20 (aa) thyroid hormone mimetics;
- (bb) LXR agonists;
- (cc) FXR agonists;
- (dd) PLTP inhibitors;
- 25 (ee) CETP inhibitors;
- (ff) glucocorticoids; and
- (gg) TNF sequestrants.

The above combinations will generally include combinations of one compound of the present invention with one other active compound. However, it is contemplated that combinations may also include more than two active ingredients, selected from one or more compounds of the present invention and one or more other  
5 active compounds listed above. Non-limiting examples include combinations of one or more compounds having Formula I with two or more active compounds selected from insulin sensitizers; antidiabetic compounds; cholesterol lowering agents; antiobesity compounds; anti-inflammatory compounds; and antihypertensives.

Examples of combinations that may be appropriate for patients having  
10 Type 2 diabetes accompanied by dyslipidemia include one or more compounds having Formula I and one or more compounds selected from anti-diabetic compounds, including biguanides, sulfonylureas, other PPAR $\gamma$  agonists, PTP-1B inhibitors, DP-IV inhibitors, insulin, and anti-obesity compounds.

## 15 BIOLOGICAL ASSAYS

### A) PPAR Binding Assays

For preparation of recombinant human PPAR $\gamma$ , PPAR $\delta$ , and PPAR $\alpha$ : Human PPAR $\gamma_2$ , human PPAR $\delta$  and human PPAR $\alpha$  were expressed as gst-fusion proteins in *E. coli*. The full length human cDNA for PPAR $\gamma_2$  was subcloned  
20 into the pGEX-2T expression vector (Pharmacia). The full length human cDNAs for PPAR $\delta$  and PPAR $\alpha$  were subcloned into the pGEX-KT expression vector (Pharmacia). *E. coli* containing the respective plasmids were propagated, induced, and harvested by centrifugation. The resuspended pellet was broken in a French press and debris was removed by centrifugation at 12,000 X g. Recombinant human PPAR  
25 receptors were purified by affinity chromatography on glutathione sepharose. After application to the column, and one wash, receptor was eluted with glutathione. Glycerol (10%) was added to stabilize the receptor and aliquots were stored at -80°C.

For binding to PPAR $\gamma$ , an aliquot of receptor was incubated in TEGM (10 mM Tris, pH 7.2, 1 mM EDTA, 10% glycerol, 7  $\mu$ L/100 mL  $\beta$ -mercaptoethanol,  
30 10 mM Na molybdate, 1 mM dithiothreitol, 5  $\mu$ g/mL aprotinin, 2  $\mu$ g/mL leupeptin, 2  $\mu$ g/mL benzamidin and 0.5 mM PMSF) containing 0.1% non-fat dry milk and 10 nM [ $^3$ H $_2$ ] AD5075, (21 Ci/mmol),  $\pm$  test compound as described in Berger et al (Novel peroxisome proliferator-activated receptor (PPAR $\gamma$ ) and PPAR $\delta$  ligands produce distinct biological effects. *J. Biol. Chem.* (1999), 274: 6718-6725.) Assays were

incubated for ~16 hr at 4°C in a final volume of 150 µL. Unbound ligand was removed by incubation with 100 µL dextran/gelatin-coated charcoal, on ice, for ~10 min. After centrifugation at 3000 rpm for 10 min at 4°C, 50 µL of the supernatant fraction was counted in a Topcount.

5 For binding to PPAR $\delta$ , an aliquot of receptor was incubated in TEGM (10 mM Tris, pH 7.2, 1 mM EDTA, 10% glycerol, 7 µL/100 mL  $\beta$ -mercaptoethanol, 10 mM Na molybdate, 1 mM dithiothreitol, 5 µg/mL aprotinin, 2 µg/mL leupeptin, 2 µg/mL benzamide and 0.5 mM PMSF) containing 0.1% non-fat dry milk and 2.5 nM [<sup>3</sup>H<sub>2</sub>]L-783483, (17 Ci/mmole),  $\pm$  test compound as described in Berger et al (Novel  
10 peroxisome proliferator-activated receptor $\gamma$  (PPAR $\gamma$ ) and PPAR $\delta$  ligands produce distinct biological effects. 1999 J Biol Chem 274: 6718-6725). (L-783483 is 3-chloro-4-(3-(7-propyl-3-trifluoromethyl-6-benz-[4,5]-isoxazoloxy)propylthio)phenylacetic acid, Ex. 20 in WO 97/28137). Assays were incubated for ~16 hr at 4°C in a final volume of 150 µL. Unbound ligand was removed by incubation with 100 µL  
15 dextran/gelatin-coated charcoal, on ice, for ~10 min. After centrifugation at 3000 rpm for 10 min at 4°C, 50 µL of the supernatant fraction was counted in a Topcount.

For binding to PPAR $\alpha$ , an aliquot of receptor was incubated in TEGM (10 mM Tris, pH 7.2, 1 mM EDTA, 10% glycerol, 7 µL/100 mL  $\beta$ -mercaptoethanol, 10 mM Na molybdate, 1 mM dithiothreitol, 5 µg/mL aprotinin, 2 µg/mL leupeptin, 2  
20 µg/mL benzamide and 0.5 mM PMSF) containing 0.1% non-fat dry milk and 5.0 nM [<sup>3</sup>H<sub>2</sub>](3-(4-(3-phenyl-7-propyl-6-benz-[4,5]-isoxazoloxy)butyloxy))phenylacetic acid (34 Ci/mmole),  $\pm$  test compound. This is a tritium labelled variant of Ex.62 in WO 97/28137. Assays were incubated for ~16 hr at 4°C in a final volume of 150 µL. Unbound ligand was removed by incubation with 100 µL dextran/gelatin-coated  
25 charcoal, on ice, for ~10 min. After centrifugation at 3000 rpm for 10 min at 4°C, 50 µL of the supernatant fraction was counted in a Topcount.

#### B). Gal-4 hPPAR Transactivation Assays

The chimeric receptor expression constructs, pcDNA3-hPPAR $\gamma$ /GAL4,  
30 pcDNA3-hPPAR $\delta$ /GAL4, pcDNA3-hPPAR $\alpha$ /GAL4 were prepared by inserting the yeast GAL4 transcription factor DBD adjacent to the ligand binding domains (LBDs) of hPPAR $\gamma$ , hPPAR $\delta$ , hPPAR $\alpha$ , respectively. The reporter construct, pUAS(5X)-tk-luc was generated by inserting 5 copies of the GAL4 response element upstream of the herpes virus minimal thymidine kinase promoter and the luciferase reporter gene.

pCMV-lacZ contains the galactosidase Z gene under the regulation of the cytomegalovirus promoter. COS-1 cells were seeded at  $12 \times 10^3$  cells/well in 96 well cell culture plates in high glucose Dulbecco's modified Eagle medium (DMEM) containing 10% charcoal stripped fetal calf serum (Gemini Bio-Products, Calabasas, CA), nonessential amino acids, 100 units/ml Penicillin G and 100 mg/ml Streptomycin sulfate at 37 °C in a humidified atmosphere of 10% CO<sub>2</sub>. After 24 h, transfections were performed with Lipofectamine (GIBCO BRL, Gaithersburg, MD) according to the instructions of the manufacturer. Briefly, transfection mixes for each well contained 0.48 µl of Lipofectamine, 0.00075 µg of pcDNA3-PPAR/GAL4 expression vector, 0.045 µg of pUAS(5X)-tk-luc reporter vector and 0.0002 µg of pCMV-lacZ as an internal control for transactivation efficiency. Cells were incubated in the transfection mixture for 5 h at 37° C in an atmosphere of 10% CO<sub>2</sub>. The cells were then incubated for ~48 h in fresh high glucose DMEM containing 5% charcoal stripped fetal calf serum, nonessential amino acids, 100 units/ml Penicillin G and 100 mg/ml Streptomycin sulfate ± increasing concentrations of test compound. Since the compounds were solubilized in DMSO, control cells were incubated with equivalent concentrations of DMSO; final DMSO concentrations were ≤ 0.1%, a concentration which was shown not to effect transactivation activity. Cell lysates were produced using Reporter Lysis Buffer (Promega, Madison, WI) according to the manufacturer's instructions. Luciferase activity in cell extracts was determined using Luciferase Assay Buffer (Promega, Madison, WI) in an ML3000 luminometer (Dynatech Laboratories, Chantilly, VA). β-galactosidase activity was determined using β-D-galactopyranoside (Calbiochem, San Diego, CA).

### 25 C. *In Vivo* Studies

Male db/db mice (10-11 week old C57Bl/KFJ, Jackson Labs, Bar Harbor, ME) were housed 5/cage and allowed *ad lib.* access to ground Purina rodent chow and water. The animals, and their food, were weighed every 2 days and were dosed daily by gavage with vehicle (0.5% carboxymethylcellulose) ± test compound at the indicated dose. Drug suspensions were prepared daily. Plasma glucose, and triglyceride concentrations were determined from blood obtained by tail bleeds at 3-5 day intervals during the study period. Glucose, and triglyceride, determinations were performed on a Boehringer Mannheim Hitachi 911 automatic analyzer (Boehringer Mannheim, Indianapolis, IN) using heparinized plasma diluted 1:6 (v/v) with normal

saline. Lean animals were age-matched heterozygous mice maintained in the same manner.

5 Male Golden Syrian hamsters weighing ~ 150 g are used to measure lipid modulation effects of test compounds. Hamsters are housed in boxes (5 per box), are fed a normal rodent chow diet, and are given free access to water. Compounds are suspended in 0.5% methylcellulose and gavaged daily to the hamsters for 9 days (10 hamsters per group). On the morning of the 10<sup>th</sup> day, the hamsters are euthanized with carbon dioxide, and blood samples are obtained via heart puncture. Serum levels of total cholesterol and triglycerides determined.

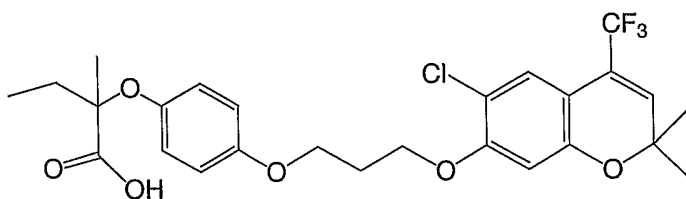
10 Mature male beagle dogs, weighing ~15 kg on average, are used to measure the lipid modulation effects of test compounds. Dogs are housed individually, are fed a cholesterol-free chow diet, and are given free access to water. Prior to the start of experiments, samples are taken weekly from the jugular vein and the serum cholesterol levels are determined. To test the effects of compounds on  
15 serum cholesterol, compounds are suspended in 0.5% methylcellulose and gavaged daily to the dogs for 2 weeks (5 dogs per group). Blood samples are taken during and after the dosing period, and serum levels of total cholesterol and triglycerides are determined.

TABLE OF COMPOUNDS

The table below illustrates compounds that were synthesized in accordance with the present invention. Detailed syntheses are provided in the Examples.

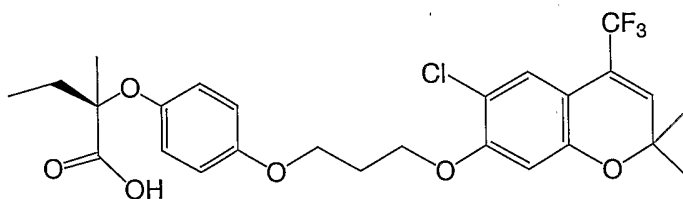
5

Example 1

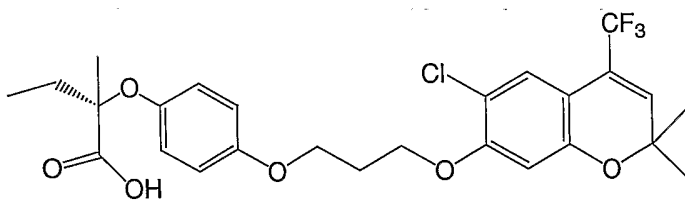


10

Example 2

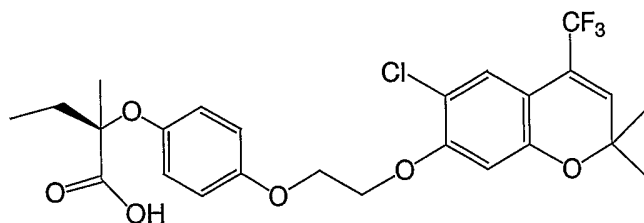


Example 3

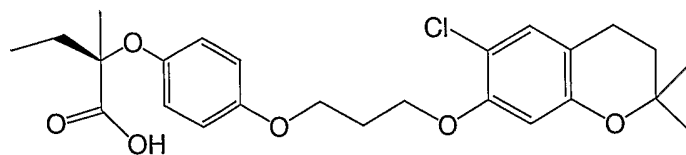


15

Example 4

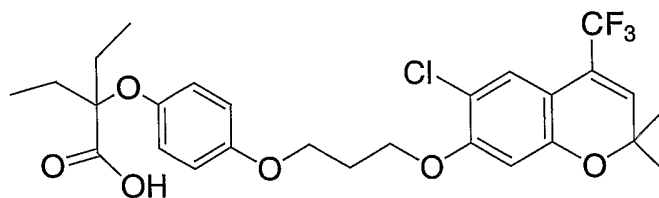


Example 5



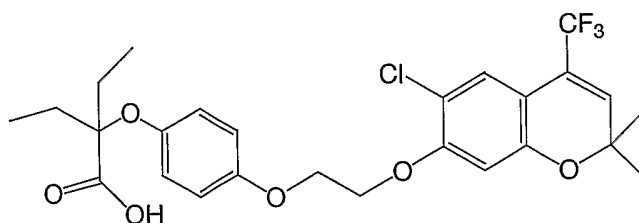
5

Example 6



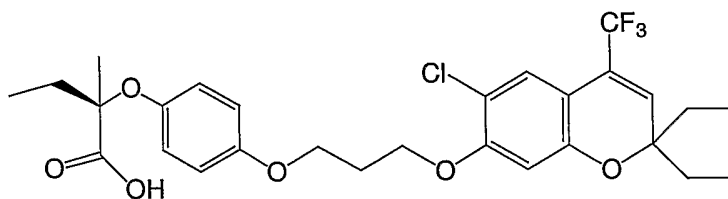
10

Example 7

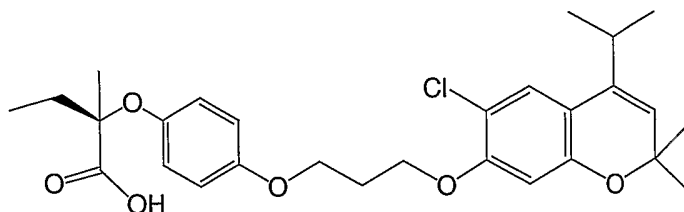


15

Example 8



## Example 9



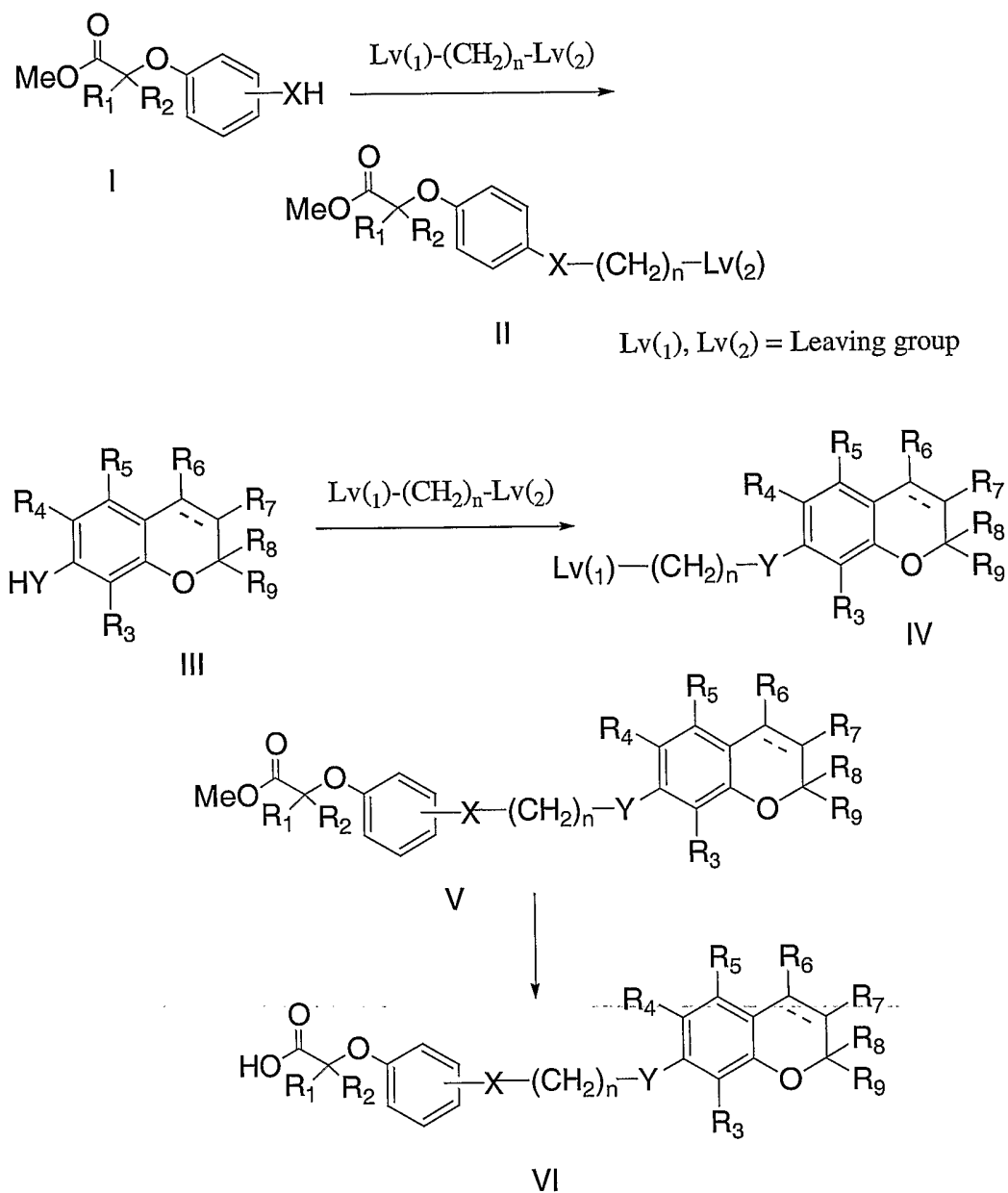
5

SYNTHETIC METHODS

The process for making the compounds of the instant invention is generally depicted in Scheme 1 below.

Note that the numbering of substituent groups used in the structures in Scheme I is different from the numbering in the generic description of the invention.

Scheme 1



The final compounds are assembled by the base-catalyzed coupling of chromen / chromanol precursors or the thiol analogs of these compounds (III) with precursors (II). Alternatively, these compounds are also available by coupling of precursors (I) and (IV). Coupling is carried out in the presence of an inorganic base

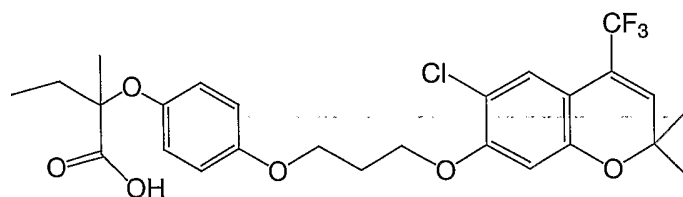
(e.g. cesium carbonate) in DMF. The coupling can also be carried out under Mitsunobu reaction conditions. Lv<sub>(1)</sub> and Lv<sub>(2)</sub> are leaving groups well-known in the art, and preferably are independently selected from halogen, preferably iodine or bromine, or sulfonate such as methanesulfonate, or hydroxyl in the case of Mitsunobu reaction conditions. The desired carboxylic acids VI may be synthesized by ester hydrolysis of the compounds having formula V under aqueous basic (e.g. aq. KOH) conditions.

### EXAMPLES

The following Examples are provided to illustrate the invention, including methods of making the compounds of the invention, and are not to be construed as limiting the invention in any manner. The scope of the invention is defined only by the appended claims.

#### EXAMPLE 1

2-(4-(3-((6-Chloro-2,2-dimethyl-4-(trifluoromethyl)-2H-chromen-7-yl)oxy)propoxy)phenoxy)-2-methylbutanoic acid



Step A: Methyl 2-(4-(benzyloxy)phenoxy)butanoate

A mixture of 4-benzyloxyphenol (30g, 0.15mol), cesium carbonate (58.6g, 0.18mol) and methyl 2-bromobutanoate (40.7g, 0.22mol) in CH<sub>3</sub>CN (350mL) was kept at reflux for 20hr. After cooling, the mixture was filtered and concentrated under reduced pressure and chromatographed over silica gel using AcOEt/hexanes to give the title compound 41.0g (91%).

<sup>1</sup>H-NMR (400MHz, CDCl<sub>3</sub>): δ 7.45-7.31 (m, 7H), 6.9 (d, 2H, J=9.2Hz), 6.85 (d, 2H, J=9.2Hz), 5.02 (s 2H), 4.45 (t, 1H, J=6.3Hz), 3.76 (s, 3H), 1.98 (dq, 2H, J=7.4,6.3Hz), 1.08 (t, 3H, J=7.4Hz).

5 Step B: Methyl-(4-(benzyloxy)phenoxy)-2-methylbutanoate

To a 200mL THF solution of methyl 2-(4-(benzyloxy)phenoxy)butanoate (30g, 0.1mol) was added at -78 °C, a solution of lithium diisopropylamide (65 mL of 2 mol solution). After the addition was over, the resulting mixture was stirred at -78 °C for 30 min. To this was then added methyl iodide (15 mL) and stirring continued for 4h during which the temperature was gradually allowed to rise. After quenching the reaction with sat.NH<sub>4</sub>Cl aq, the layers were separated and the aqueous layer was extracted with AcOEt and the combined organic phase washed with water, brine, dried over anhydrous Na<sub>2</sub>SO<sub>4</sub> and concentrated to furnish the desired product (32g). This product was used as such for the next step.

<sup>1</sup>H-NMR (400MHz, CDCl<sub>3</sub>): δ 7.45-7.19 (m, 7H), 6.86 (d, 2H, J=9.3Hz), 6.84 (d, 2H, J=9.2Hz), 5.02 (s 2H), 3.79 (s, 3H), 1.97 (m, 2H), 1.45 (s, 3H), 0.99 (t, 3H, J=7.4Hz).

Step C: Methyl 2-(4-hydroxyphenoxy)-2-methylbutanoate

A solution of methyl-(4-(benzyloxy)phenoxy)-2-methylbutanoate (32g) in 100mL MeOH was hydrogenated using 10% Pd/C at 40psi. The mixture was filtered through a pad of celite to remove the catalyst. The filtrate was concentrated to afford thick oily residue (21g, quantitative).

<sup>1</sup>H-NMR (400MHz, CDCl<sub>3</sub>): δ 6.78 (d, 2H, J=9.0Hz), 6.72 (d, 2H, J=9.0Hz), 4.08 (s 1H), 3.79 (s, 3H), 1.98 (m, 2H), 1.43 (s, 3H), 0.99 (t, 3H, J=7.4Hz).

Step D: Methyl 2-(4-(3-hydroxypropoxy)phenoxy)-2-methylbutanoate

To a solution of methyl 2-(4-hydroxyphenoxy)-2-methylbutanoate (5g, 22.32mmol) in 30mL DMF was added cesium carbonate (8.7g, 26.7mmol) followed by benzyl 3-bromopropyl ether (7.7g, 33.6mmol). The solution was stirred at 45 °C for 24hr, cooled and poured over water. Extraction with AcOEt followed by washing  
5 the extracts with water, drying over anhydrous Na<sub>2</sub>SO<sub>4</sub> and concentrating under reduced pressure gave the crude residue. Purification over silica gel using AcOEt/hexanes furnished the desired alkylated derivative (8.25g). This product was taken up in MeOH (75mL) and hydrogenated over 10% Pd/C at 40psi to provide methyl 2-(4-(3-hydroxypropoxy)phenoxy)-2-methylbutanoate (6.23g, quantitative).

10

<sup>1</sup>H-NMR (400MHz, CDCl<sub>3</sub>): δ 6.82 (d, 2H, J=9.4Hz), 6.78 (d, 2H, J=9.2Hz), 4.08 (t, 2H, J=6.1Hz), 3.87 (t, 2H, J=6Hz), 3.79 (s, 3H), 2.06-1.92 (m, 4H), 1.44 (s, 3H), 0.99 (t, 3H, J=7.4Hz).

15 Step E: 6-Chloro-2,2-dimethyl-4-(trifluoromethyl)-2H-chromen-7-ol

To a solution of 6-chloro-7-hydroxy-4-(trifluoromethyl)-2H-chromen-2-one (1.5g, 5.68mmol) in anhydrous THF (25mL) was added at 0 °C a solution of methyl magnesium chloride in THF (9.48mL of 3mol solution). After stirring at 0 °C  
20 for 1h, the reaction was quenched with sat.NH<sub>4</sub>Cl aq. The organic layer was separated, washed with water, dried over anhydrous Na<sub>2</sub>SO<sub>4</sub> and concentrated to provide the crude product. This was dissolved in toluene (50mL) and to this was added p-toluenesulfonic acid (40mg) and the solution was kept at reflux for 1h with the azeotropic removal of water using Dean-Stark apparatus. The solution washed  
25 once with water, dried over anhydrous Na<sub>2</sub>SO<sub>4</sub> and concentrated to give brownish residue which was subjected to purification over silica gel using AcOEt/hexanes to provide the desired product (1.3g, 83%).

30  

<sup>1</sup>H-NMR (400MHz, CDCl<sub>3</sub>): δ 6.56 (s, 1H), 6.09 (s, 1H), 5.63 (s, 1H), 1.48 (s, 6H).

Step F: Methyl 2-(4-(3-((6-chloro-2,2-dimethyl-4-(trifluoromethyl)-2H-chromen-7-yl)oxy)propoxy)phenoxy)-2-methylbutanoate

35  

To a solution of 6-Chloro-2,2-dimethyl-4-(trifluoromethyl)-2H-chromen-7-ol (0.66g, 2.95mmol), methyl 2-(4-(3-hydroxypropoxy)phenoxy)-2-

methylbutanoate (1.0g, 2.97mmol) and triphenylphosphine (0.85g, 3.24mmol) in 25mL THF is added diethyl azodicarboxylate (0.56g, 3.21mmol)(slight exotherm) and the reaction mixture is stirred at ambient temperature overnight (16h). After concentrating under reduced pressure, the residue obtained is chromatographed over silica gel to provide methyl 2-(4-(3-(((6-chloro-2,2-dimethyl-4-(trifluoromethyl)-2H-chromen-7-yl)oxy)propoxy)phenoxy)-2-methylbutanoate (0.99g).

<sup>1</sup>H-NMR (400MHz, CDCl<sub>3</sub>): δ 7.3(s, 1H), 6.81 (q, 4H, J=3Hz), 6.82 (d, 2H, J=7.5Hz), 6.51 (s, 1H), 6.06 (s, 1H), 4.19 (t, 2H, J=6.1Hz), 4.14 (t, 2H, J=6.1Hz), 3.79 (s, 3H), 2.29 (m, 2H), 1.95 (m, 2H), 1.47 (s, 6H), 1.43 (s, 3H), 0.99 (t, 3H, J=7.5Hz).

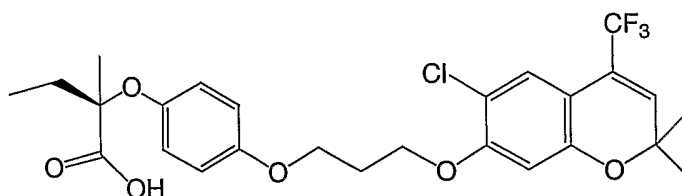
Step G: 2-(4-(3-(((6-Chloro-2,2-dimethyl-4-(trifluoromethyl)-2H-chromen-7-yl)oxy)propoxy)phenoxy)-2-methylbutanoic acid

The above ester is dissolved in MeOH (10mL) and treated with 50% NaOH aq (2mL) at room temperature overnight (15h), concentrated and acidified with 2N HCl aq. The aqueous solution is extracted with AcOEt, dried over anhydrous Na<sub>2</sub>SO<sub>4</sub> and concentrated to give 0.73g of the title compound .

<sup>1</sup>H-NMR (400MHz, CDCl<sub>3</sub>): δ 7.3(s, 1H), 6.92 (d, 2H, J=9.2Hz), 6.84 (d, 2H, J=9.0Hz), 6.51 (s, 1H), 6.06 (s, 1H), 4.2 (t, 2H, J=6.0Hz), 4.17 (t, 2H, J=6.0), 2.31(m, 2H), 1.99-1.8 (m, 2H), 1.47 (s, 6H), 1.06(t, 3H, J=7.4Hz). MS m/e=529 (M<sup>+</sup>+H).

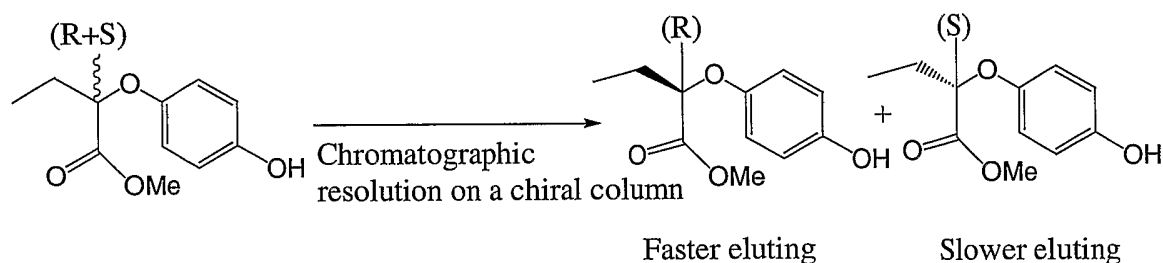
#### EXAMPLE 2

(2R)-2-(4-(3-(((6-Chloro-2,2-dimethyl-4-(trifluoromethyl)-2H-chromen-7-yl)oxy)propoxy)phenoxy)-2-methylbutanoic acid



30 Step A:

## 1) Resolution of the racemic methyl 2-(4-hydroxyphenoxy)-2-methylbutanoate



5

The racemic methyl 2-(4-hydroxyphenoxy)-2-methylbutanoate (144g) prepared according to Example 1, Steps A-C was resolved on a preparatory scale using Chiaracel OJ (3kg-gel) packed in a 6" x 22" column. Elution with 30% EtOH-70% heptane gave the faster eluting (R) isomer (67.6g) and slower eluting (S) isomer (49.5g). On an analytical Chiracel OJ column (4.6mm x 250mm, 20% EtOH-80% heptane, flow rate 1mL/min, (+) CD deflection at 254nm), the faster eluting (R) isomer had a RT=13.31min and the slower eluting (S) isomer had a RT=18.86min.

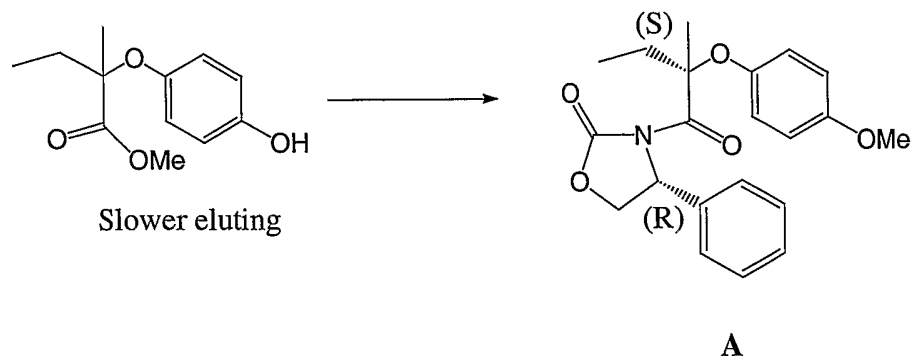
10

## 15 2) Determination of absolute stereochemistry

The slower moving isomer obtained as described above was converted to (2R)-2-phenyloxazolinone amide **A**. The stereochemistry at the chiral center of the isomer **A** was found to be (S) by X-ray crystallography. This means that the faster eluting isomer has (R) configuration at the chiral center.

20

The structure of the isomer **A** has been determined by single crystal X-



Ray crystallography. Crystals suitable for diffraction studies were grown from a mixture of acetone/water. The crystals obtained are monoclinic with space group  $P2_1$  and cell constants of  $a = 10.544(2)$ ,  $b = 5.766(3)$ ,  $c = 15.589(2)$  Å,  $\beta = 92.36(1)^\circ$ , with  $V = 947.0(8)$  Å<sup>3</sup>, and  $Z = 2$ . The calculated density is 1.295 g cm<sup>-3</sup>.

All diffraction measurements were made using monochromatized Cu  $K\alpha$  radiation ( $\lambda = 1.54184$  Å) on a Rigaku AFC5 diffractometer to a  $\theta$  limit of 70.35°. There are 1908 unique reflections out of 2009 measured with 1374 observed at the  $I \geq 2\sigma(I)$  level. The structure was solved by direct methods and refined using full-matrix least-squares on  $F^2$  using 244 parameters and all unique reflections. The refinement converged with agreement statistics of  $R = 0.063$ ,  $wR = 0.190$ ,  $S = 1.06$  with  $(\Delta/\sigma)_{\max} < 0.01$ .

A computer-generated perspective view of the molecule is shown in Figure 1. Lists of interatomic distances and angles are given in Tables 1 and 2, respectively.

Figure 1

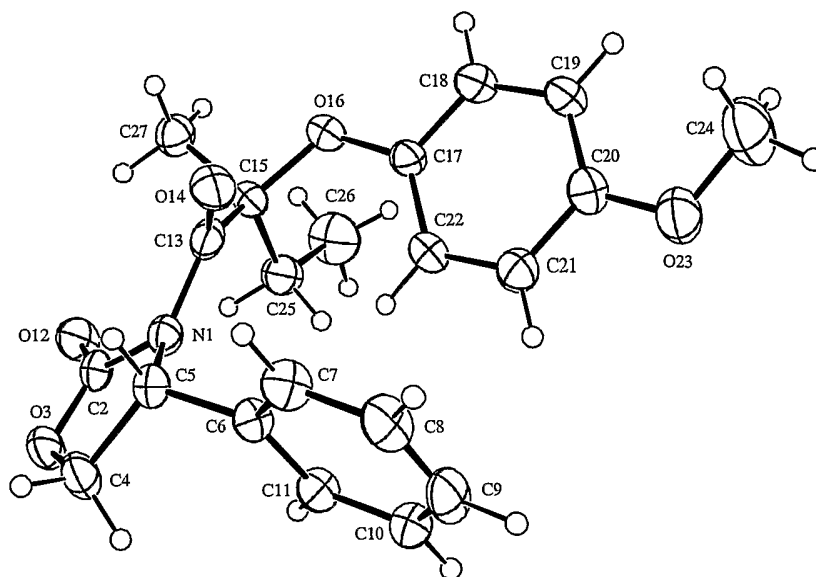


Table 1 Interatomic Distances (Å)

5	O3—C2	1.334(8)	C7—C8	1.365(9)
	O3—C4	1.424(8)	C8—C9	1.389(12)
10	O12—C2	1.188(7)	C9—C10	1.360(12)
	O14—C13	1.188(8)	C10—C11	1.376(10)
	O16—C17	1.378(7)	C13—C15	1.561(9)
	O16—C15	1.428(8)	C15—C25	1.517(11)
	O23—C20	1.376(8)	C15—C27	1.537(9)
	O23—C24	1.394(13)	C17—C18	1.372(10)
15	N1—C2	1.396(8)	C17—C22	1.397(10)
	N1—C13	1.409(9)	C18—C19	1.382(10)
	N1—C5	1.480(7)	C19—C20	1.375(10)
	C4—C5	1.532(10)	C20—C21	1.383(11)
	C5—C6	1.497(8)	C21—C22	1.371(9)
	C6—C11	1.385(9)	C25—C26	1.510(10)
20	C6—C7	1.413(9)		

Table 2. Interatomic Angles (deg.)

C2—O3—C4	110.8(5)	O14—C13—N1	119.6(6)
----------	----------	------------	----------

	C17—O16—C15	122.4(5)	O14—C13—C15	119.3(7)
	C20—O23—C24	117.9(7)	N1—C13—C15	121.0(6)
	C2—N1—C13	126.1(5)	O16—C15—C25	111.9(5)
	C2—N1—C5	110.0(5)	O16—C15—C27	102.9(5)
5	C13—N1—C5	117.0(6)	C25—C15—C27	111.1(6)
	O12—C2—O3	121.5(6)	O16—C15—C13	107.6(5)
	O12—C2—N1	128.5(6)	C25—C15—C13	115.0(6)
	O3—C2—N1	109.9(5)	C27—C15—C13	107.5(5)
	O3—C4—C5	106.4(5)	C18—C17—O16	115.7(6)
10	N1—C5—C6	113.7(4)	C18—C17—C22	118.0(6)
	N1—C5—C4	100.4(5)	O16—C17—C22	126.4(6)
	C6—C5—C4	114.1(6)	C17—C18—C19	121.0(7)
	C11—C6—C7	118.2(6)	C20—C19—C18	120.8(7)
	C11—C6—C5	121.4(6)	C19—C20—O23	125.3(7)
15	C7—C6—C5	120.4(6)	C19—C20—C21	118.7(6)
	C8—C7—C6	120.3(6)	O23—C20—C21	116.1(7)
	C7—C8—C9	120.6(8)	C22—C21—C20	120.6(7)
	C10—C9—C8	119.1(6)	C21—C22—C17	120.9(7)
	C9—C10—C11	121.5(7)	C26—C25—C15	114.8(7)
20	C10—C11—C6	120.3(7)		

Step B: (2R)-2-(4-(3-((6-Chloro-2,2-dimethyl-4-(trifluoromethyl)-2H-chromen-  
 25 7-yl)oxy)propoxy)phenoxy)-2-methylbutanoic acid

As described in Example 1, Step D and F-G the title compound was prepared using (2R)-methyl 2-(4-(3-hydroxypropoxy)phenoxy)-2-methylbutanoate and 6-Chloro-2,2-dimethyl-4-(trifluoromethyl)-2H-chromen-7-ol.

30

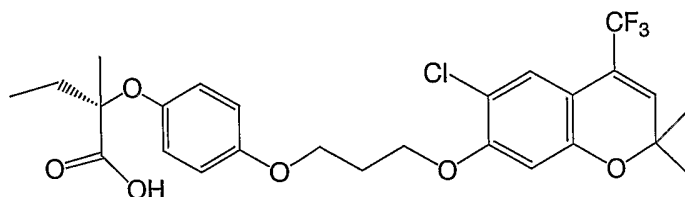
<sup>1</sup>H-NMR (400MHz, CDCl<sub>3</sub>): δ 7.3(s, 1H), 6.92 (d, 2H, J=9.2Hz), 6.84 (d, 2H, J=9.0Hz), 6.51 (s, 1H), 6.06 (s, 1H), 4.2 (t, 2H, J=6.0Hz), 4.17 (t, 2H, J=6.0Hz), 2.31(m, 2H), 1.99-1.8 (m, 2H), 1.47 (s, 6H), 1.06(t, 3H, J=7.4Hz). MS m/e=529 (M<sup>+</sup>+H).

35

## EXAMPLE 3

(2S)-2-(4-(3-((6-Chloro-2,2-dimethyl-4-(trifluoromethyl)-2H-chromen-7-yl)oxy)propoxy)phenoxy)-2-methylbutanoic acid

5



STEP A: 3-((6-chloro-2,2-dimethyl-4-(trifluoromethyl)-2H-chromen-7-yl)oxy)propan-1-ol

10

To a solution of 6-Chloro-2,2-dimethyl-4-(trifluoromethyl)-2H-chromen-7-ol (10g, 36.23mmol) in 150mL DMF was added cesium carbonate (24.8g, 76.1mmol) followed by 3-bromo-1-propanol (7.6g, 54.3mmol) and the mixture stirred at ambient temperature for 24h. Dilution with water followed by extraction with AcOEt and washing the organic extracts with water, drying over anhydrous Na<sub>2</sub>SO<sub>4</sub> and finally concentrating under reduced pressure gave crude alkylated product. Purification over silica gel using AcOEt/hexanes provided the desired 3-((6-chloro-2,2-dimethyl-4-(trifluoromethyl)-2H-chromen-7-yl)oxy)propan-1-ol (9.5g, 78%).

20

<sup>1</sup>H-NMR (400MHz, CDCl<sub>3</sub>): δ 7.32(s, 1H), 6.92 (d, 2H, J=9.2Hz), 6.51 (s, 1H), 6.07 (s, 1H), 4.19 (t, 2H, J=5.7Hz), 3.92 (t, 2H, J=5.5Hz), 2.12(m, 2H), 1.48 (s, 6H).

STEP B: (2S)-Methyl 2-(4-(3-((6-Chloro-2,2-dimethyl-4-(trifluoromethyl)-2H-chromen-7-yl)oxy)propoxy)phenoxy)-2-methylbutanoate

25

To a solution of 3-((6-chloro-2,2-dimethyl-4-(trifluoromethyl)-2H-chromen-7-yl)oxy)propan-1-ol (0.5g, 1.48mmol), (2S)-Methyl 2-(4-hydroxyphenoxy)

-2-methylbutanoate (0.35g, 1.56mmol), and triphenylphosphine (0.42g, 1.6mmol) in THF (20mL) was added diethyl azodicarboxylate (0.28g, 1.6mmol) and the solution stirred at ambient temperature for 16h. After concentrating under reduced pressure, the residue thus obtained was chromatographed over silica gel using AcOEt/hexanes  
 5 to furnish the desired compound (0.49g).

<sup>1</sup>H-NMR (400MHz, CDCl<sub>3</sub>): δ 7.3(s, 1H), 6.83 (d, 2H, J=9.2Hz), 6.81 (d, 2H, J=9.2Hz), 6.51 (s, 1H), 6.06 (s, 1H), 4.2 (t, 2H, J=6.1Hz), 4.15 (t, 2H, J=6.1Hz), 3.79 (s,3H), 2.29(m, 2H), 1.99-1.8 (m, 2H), 1.47 (s, 6H), 1.44 (s,3H), 0.99 (t, 3H,  
 10 J=7.4Hz).

STEP C: (2S)-2-(4-(3-((6-Chloro-2,2-dimethyl-4-(trifluoromethyl)-2H-chromen-7-yl)oxy)propoxy)phenoxy)-2-methylbutanoic acid

15

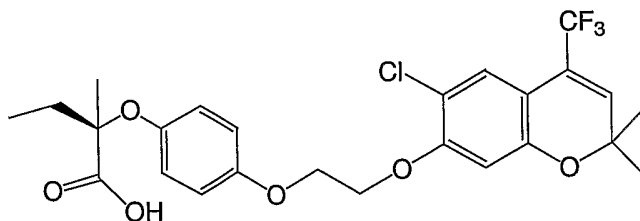
The above ester was hydrolyzed with 50% NaOH aq (1mL) in MeOH (10mL) to give 0.45g of the title compound.

<sup>1</sup>H-NMR (400MHz, CDCl<sub>3</sub>): δ 7.3 (s, 1H), 6.92 (d, 2H, J=9.2Hz), 6.84 (d, 2H, J=9.0Hz), 6.51 (s, 1H), 6.06 (s, 1H), 4.2 (t, 2H, J=6.0Hz), 4.17 (t, 2H, J=6.0Hz), 2.31(m, 2H), 1.99-1.8 (m, 2H), 1.47 (s, 6H), 1.06(t, 3H, J=7.4Hz). MS m/e=529 (M<sup>+</sup>+H).

25

#### EXAMPLE 4

(2R)-2-(4-(3-((6-Chloro-2,2-dimethyl-4-(trifluoromethyl)-2H-chromen-7-yl)oxy)ethoxy)phenoxy)-2-methylbutanoic acid



30

Step A: (2R)-Methyl 2-(4-(3-hydroxyethoxy)phenoxy)-2-methylbutanoate

Using benzyl 2-bromoethylether in place of benzyl 3-bromopropyl  
 5 ether, (2R)-methyl 2-(4-hydroxyphenoxy)-2-methylbutanoate was converted to the  
 desired (2R)-methyl 2-(4-(3-hydroxyethoxy)phenoxy)-2-methylbutanoate as described  
 in Example 1, Step D.

<sup>1</sup>H-NMR (400MHz, CDCl<sub>3</sub>): δ 6.84 (d, 2H, J=9.4Hz), 6.81 (d, 2H, J=9.4Hz), 4.04 (t,  
 10 2H, J=4.3Hz), 3.94 (t, 2H, J=4.3Hz), 3.79 (s, 3H), 1.96 (m, 2H), 1.44 (s, 3H), 0.99 (t,  
 3H, J=7.6Hz).

Step B: (2R)-2-(4-(3-((6-Chloro-2,2-dimethyl-4-(trifluoromethyl)-2H-chromen-7-  
 15 -yl)oxy)ethoxy)phenoxy)-2-methylbutanoic acid

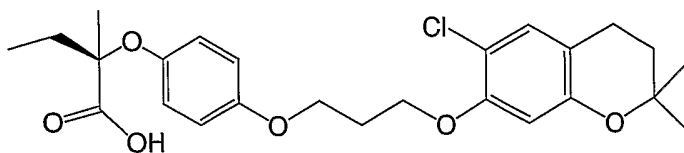
The title compound was prepared following the procedure described in  
 Example 1, Steps F-G employing (2R)-methyl 2-(4-(3-hydroxyethoxy)phenoxy)-2-  
 methylbutanoate and 6-chloro-2,2-dimethyl-4-(trifluoromethyl)-2H-chromen-7-ol.

<sup>1</sup>H-NMR (400MHz, CDCl<sub>3</sub>): δ 7.33(s, 1H), 6.9 (bs, 4H), 6.56 (s, 1H), 6.09 (s, 1H),  
 20 4.35 (s, 4H), 2.02-1.86 (m, 2H), 1.49 (s, 6H), 1.43 (s, 3H), 1.08 (t, 3H, J=7.3Hz). MS  
 m/e=515 (M<sup>+</sup>+H).

#### EXAMPLE 5

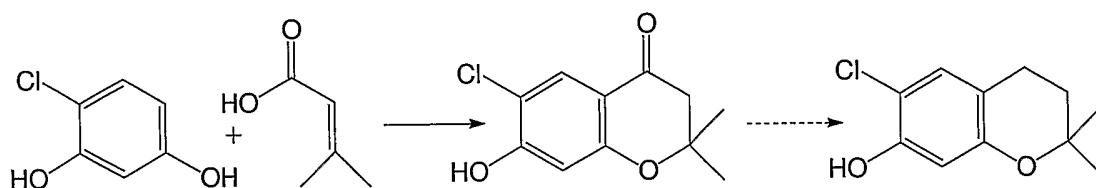
25

(2R)-2-(4-(3-((6-Chloro-2,2-dimethyl-3,4-dihydro-2H-chromen-7-  
 yl)oxy)propoxy)phenoxy)-2-methylbutanoic acid



30

STEP A: 6-Chloro-2,2-dimethylchroman-7-ol



The desired 6-chloro-2,2-dimethylchroman-7-ol was synthesized from  
 5 4-chlororesorcinol as follows. A mixture of 3,3-dimethylacrylic acid (7.0g) and 4-  
 chlororesorcinol (10g) in Eaton's reagent (50mL) was stirred at ambient temperature  
 for 16h. At the end, the mixture was poured over ice and the precipitate was filtered,  
 dried and crystallized from aqueous methanol to provide 6-chloro-7-hydroxy-2,2-  
 dimethyl-2,3-dihydro-4H-chomen-4-one (8.7g).

10

$^1\text{H-NMR}$  (400MHz,  $\text{CDCl}_3$ ):  $\delta$  7.88(s, 1H), 6.58 (s, 1H), 6.01 (s, 1H), 2.69 (s, 2H),  
 1.47 (s, 6H).

The above phenol (2.2g) was converted to the corresponding  
 15 benzyloxy derivative using benzyl bromide and the product was reduced with  $\text{NaBH}_4$   
 in MeOH to provide the alcohol which was then treated with conc. HCl in THF to  
 provide the elimination derivative. Hydrogenation of this compound using Pd/C  
 catalyst in AcOEt afforded the target 6-chloro-2,2-dimethylchroman-7-ol (1.55g).

20  $^1\text{H-NMR}$  (400MHz,  $\text{CDCl}_3$ ):  $\delta$  7.0(s, 1H), 6.47 (s, 1H), 5.3 (s, 1H), 2.69 (t, 2H,  
 $J=6.7\text{Hz}$ ), 1.78 (t, 2H,  $J=6.7\text{Hz}$ ), 1.33 (s, 6H).

STEP B: (2R)-2-(4-(3-((6-Chloro-2,2-dimethyl-3,4-dihydro-2H-chromen-7-  
 -yl)oxy)propoxy)phenoxy)-2-methylbutanoic acid

25

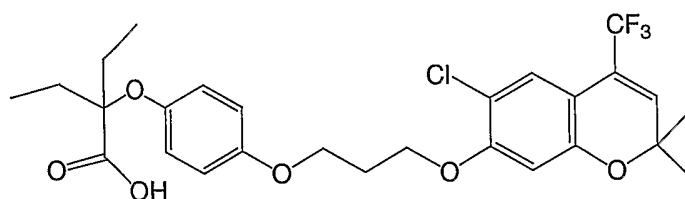
The title compound was prepared following the procedure described in  
 Example 1, Steps F-G employing (2R)-methyl 2-(4-(3-hydroxypropoxy)phenoxy)-2-  
 methylbutanoate and 6-Chloro-2,2-dimethylchroman-7-ol.

$^1\text{H-NMR}$  (400MHz,  $\text{CDCl}_3$ ):  $\delta$  7.04(s, 1H), 6.92 (d, 2H,  $J=9.2\text{Hz}$ ), 6.84 (d, 2H,  $J=9.0\text{Hz}$ ), 6.42 (s, 1H), 4.15 (m, 4H), 2.69 (t, 2H,  $J=6.7\text{Hz}$ ), 2.28 (m, 2H), 2-1.8 (m, 2H), 1.78 (t, 2H,  $J=6.9\text{Hz}$ ), 1.42 (s, 3H), 1.33 (s, 6H), 1.07 (t, 3H,  $J=7.4\text{Hz}$ ).

5

## EXAMPLE 6

2-(4-(3-((6-Chloro-2,2-dimethyl-4-(trifluoromethyl)-2H-chromen-7-yl)oxy)propoxy)phenoxy)-2-ethylbutanoic acid



10

STEP A: Methyl 2-(4-(3-hydroxypropoxy)phenoxy)-2-ethylbutanoate

Using ethyl trifluoromethanesulfonate in place of methyl iodide in the alkylation of methyl 2-(4-(benzyloxy)phenoxy)butanoate and following the same procedure as described in Example 1, Step B-D, the target compound methyl 2-(4-(3-hydroxypropoxy)phenoxy)-2-ethylbutanoate was prepared.

$^1\text{H-NMR}$  (400MHz,  $\text{CDCl}_3$ ):  $\delta$  6.83 (d, 2H,  $J=9.4\text{Hz}$ ), 6.79 (d, 2H,  $J=9.0\text{Hz}$ ), 4.09 (t, 2H,  $J=6.0\text{Hz}$ ), 3.87 (t, 2H,  $J=5.7\text{Hz}$ ), 3.79 (s, 3H), 2.1-1.9 (m, 6H), 0.9 (t, 6H,  $J=7.5\text{Hz}$ ).

STEP B: 2-(4-(3-((6-Chloro-2,2-dimethyl-4-(trifluoromethyl)-2H-chromen-7-yl)oxy)propoxy)phenoxy)-2-ethylbutanoic acid

25

Following the procedure described in Example 1, Step F-G the title compound was prepared using methyl 2-(4-(3-hydroxypropoxy)phenoxy)-2-ethylbutanoate and 6-chloro-2,2-dimethyl-4-(trifluoromethyl)-2H-chromen-7-ol.

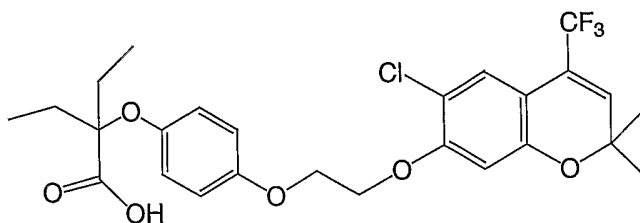
$^1\text{H-NMR}$  (400MHz,  $\text{CDCl}_3$ ):  $\delta$  7.31(s, 1H), 6.95 (d, 2H,  $J=9.2\text{Hz}$ ), 6.86 (d, 2H,  $J=9.0\text{Hz}$ ), 6.51 (s, 1H), 6.06 (s, 1H), 4.2-4.1 (m, 4H), 2.31(m, 2H), 2.0-1.8 (m, 4H), 1.47 (s, 6H), 0.99(t, 3H,  $J=7.2\text{Hz}$ ).

5

## EXAMPLE 7

2-(4-(3-((6-Chloro-2,2-dimethyl-4-(trifluoromethyl)-2H-chromen-7-yl)oxy)ethoxy)phenoxy)-2-ethylbutanoic acid

10



The title compound was prepared as described in Example 1, Step F-G using methyl 2-(4-(3-hydroxyethoxy)phenoxy)-2-ethylbutanoate and 6-chloro-2,2-dimethyl-4-(trifluoromethyl)-2H-chromen-7-ol.

15

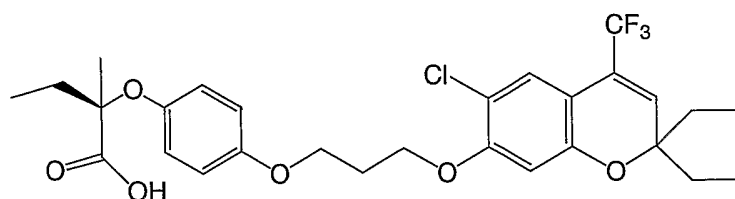
$^1\text{H-NMR}$  (400MHz,  $\text{CDCl}_3$ ):  $\delta$  7.33(s, 1H), 6.97 (d, 2H,  $J=9.1\text{Hz}$ ), 6.92 (d, 2H,  $J=9.1\text{Hz}$ ), 6.57 (s, 1H), 6.09 (s, 1H), 4.36 (s, 4H), 2.0-1.8 (m, 4H), 1.49 (s, 6H), 1.0(t, 3H,  $J=7.3\text{Hz}$ ).

20

## EXAMPLE 8

(2R)-2-(4-(3-((6-Chloro-2,2-diethyl-4-(trifluoromethyl)-2H-chromen-7-yl)oxy)propoxy)phenoxy)-2-methylbutanoic acid

25



STEP A: 6-Chloro-2,2-diethyl-4-(trifluoromethyl)-2H-chromen-7-ol

5

This compound was prepared in an analogous manner as described for the preparation of the corresponding 6-Chloro-2,2-dimethyl-4-(trifluoromethyl)-2H-chromen-7-ol, Example 1, Step E substituting ethyl magnesium chloride in place of methyl magnesium chloride.

10

$^1\text{H-NMR}$  (400MHz,  $\text{CDCl}_3$ ):  $\delta$  7.25 (s, 1H), 6.57 (s, 1H), 6.01 (s, 1H), 5.65 (s, 1H), 1.83-1.63 (m, 4H), 0.95 (t, 6H,  $J=7.4\text{H}$ ).

Step B: 2-(4-(3-((6-Chloro-2,2-diethyl-4-(trifluoromethyl)-2H-chromen-7-yl)oxy)propoxy)phenoxy)-2-methylbutanoic acid

15

Following the procedure described in Example 1, Step F-G the title compound was prepared using 6-chloro-2,2-diethyl-4-(trifluoromethyl)-2H-chromen-7-ol and (2R)-methyl 2-(4-(3-hydroxypropoxy)phenoxy)-2-methylbutanoate.

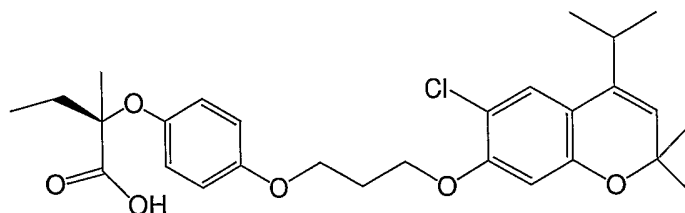
20

$^1\text{H-NMR}$  (400MHz,  $\text{CDCl}_3$ ):  $\delta$  7.28 (s, 1H), 6.89 (d, 2H,  $J=8.2\text{Hz}$ ), 6.81 (d, 2H,  $J=9.2\text{Hz}$ ), 6.51 (s, 1H), 5.98 (s, 1H), 4.21 (t, 2H,  $J=6.0\text{Hz}$ ), 4.18 (t, 2H,  $J=6.0$ ), 2.0-1.68 (m, 6H), 1.41 (s, 3H), 1.07(t, 3H,  $J=7.3\text{Hz}$ ), 0.95 (t, 3H,  $J=7.5\text{Hz}$ ).

25

EXAMPLE 9

(2R)-2-(4-(3-((6-Chloro-2,2-dimethyl-4-(isopropyl)-2H-chromen-7-yl)oxy)propoxy)phenoxy)-2-methylbutanoic acid



STEP A: 6-Chloro-2,2-dimethyl-4-(isopropyl)-2H-chromen-7-ol

5 A mixture of 4-chlororesorcinol (2.0g, 13.84mmol) and ethyl isobutyrylacetate (3.3g, 20.7mmol) in Eaton's reagent (15mL) was stirred at ambient temperature for 16h, poured over ice and the precipitated solids filtered, dried, and crystallized from aqueous methanol to provide the desired 6-chloro-2,2-dimethyl-4-(isopropyl)-2H-chromen-7-ol (2.68g).

10

$^1\text{H-NMR}$  (400MHz,  $\text{CDCl}_3$ ):  $\delta$  7.15 (s, 1H), 6.54 (s, 1H), 5.52 (s, 1H), 5.34 (s, 1H), 2.75 (m, 1H), 1.4 (s, 6H), 1.15 (t, 6H,  $J=6.9\text{H}$ ).

15 STEP B: (2R)-2-(4-(3-((6-Chloro-2,2-dimethyl-4-(isopropyl)-2H-chromen-7-yl)oxy)propoxy)phenoxy)-2-methylbutanoic acid

The title compound was prepared following the procedure described in Example 1, Step F-G employing 6-chloro-2,2-dimethyl-4-(isopropyl)-2H-chromen-7-ol.

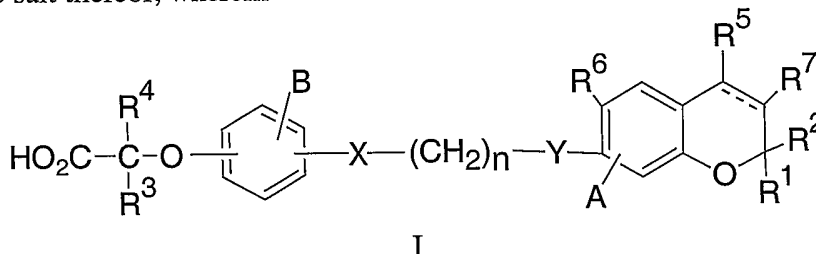
20 ol.

$^1\text{H-NMR}$  (400MHz,  $\text{CDCl}_3$ ):  $\delta$  7.2 (s, 1H), 6.9 (d, 2H,  $J=8.9\text{Hz}$ ), 6.84 (d, 2H,  $J=8.9\text{Hz}$ ), 6.5 (s, 1H), 5.32 (s, 1H), 4.2-4.16 (m, 4H), 2.77 (m, 1H), 2.31(m, 2H), 2.0-1.8 (m, 2H), 1.43 (s, 3H), 1.4 (s, 6H), 1.15 (d, 6H,  $J=6.7\text{Hz}$ ), 1.07(t, 3H,  $J=7.3\text{Hz}$ ).

25

## WHAT IS CLAIMED IS:

1. A compound having Formula I, or a pharmaceutically acceptable salt thereof, wherein



$R^1$  and  $R^2$  are each  $C_1$ - $C_3$  alkyl, which are optionally substituted with 1-5 halogens independently selected from F and Cl;

10  $R^3$  is selected from the group consisting of

- (a) H, and
- (b)  $C_1$ - $C_3$ alkyl, which is optionally substituted with 1-5 halogens independently selected from F and Cl;

15  $R^4$  is  $C_1$ - $C_3$  alkyl, which is optionally substituted with 1-5 halogens independently selected from F and Cl;

20  $R^5$  is selected from the group consisting of H and  $C_1$ - $C_3$ alkyl, which is optionally substituted with 1-5 halogens independently selected from F and Cl;

$R^6$  is selected from H, Cl,  $CH_3$  and  $CF_3$ ;

25  $R^7$  is selected from H and  $C_1$ - $C_3$  alkyl, which is optionally substituted with 1-5 halogens independently selected from F and Cl;

A and B are each selected from H, Cl, F,  $CH_3$ , and  $CF_3$ ;

30 The dashed line connecting the ring carbon atoms attached to  $R^5$  and  $R^7$  is an optional double bond;

X and Y are independently selected from O and S; and

n is an integer from 2-3.

- 5
2. A compound according to Claim 1, wherein X and Y are each O.
3. A compound according to Claim 1, wherein A, B, and R<sup>7</sup> are H.
- 10
4. A compound according to Claim 1, wherein R<sup>5</sup> is CF<sub>3</sub>.
5. A compound according to Claim 1, wherein R<sup>5</sup> is C<sub>1</sub>-C<sub>3</sub> alkyl.
- 15
6. A compound according to Claim 1, wherein R<sup>6</sup> is selected from Cl, CH<sub>3</sub> and CF<sub>3</sub>.
7. A compound according to Claim 6, wherein R<sup>6</sup> is Cl.
- 20
8. A compound according to Claim 1, wherein R<sup>3</sup> and R<sup>4</sup> are each independently selected from CH<sub>3</sub>, C<sub>2</sub>H<sub>5</sub>, and C<sub>3</sub>H<sub>7</sub>.
9. A compound according to Claim 1, wherein R<sup>1</sup> and R<sup>2</sup> are each selected from CH<sub>3</sub> and C<sub>2</sub>H<sub>5</sub>.
- 25
10. A compound according to Claim 9, wherein R<sup>1</sup> and R<sup>2</sup> are each CH<sub>3</sub>.
11. A compound according to Claim 1, wherein
- 30
- R<sup>1</sup> and R<sup>2</sup> are each independently selected from the group consisting of CH<sub>3</sub> and C<sub>2</sub>H<sub>5</sub>;
- R<sup>3</sup> and R<sup>4</sup> are each independently selected from the group consisting
- 35
- of CH<sub>3</sub>, C<sub>2</sub>H<sub>5</sub>, and C<sub>3</sub>H<sub>7</sub>;

R<sup>5</sup> is CF<sub>3</sub> ;

R<sup>6</sup> is Cl;

5

R<sup>7</sup>, A, and B are H;

The dashed line connecting the ring carbon atoms attached to R<sup>5</sup> and R<sup>7</sup> is a double bond;

10

X and Y are O; and

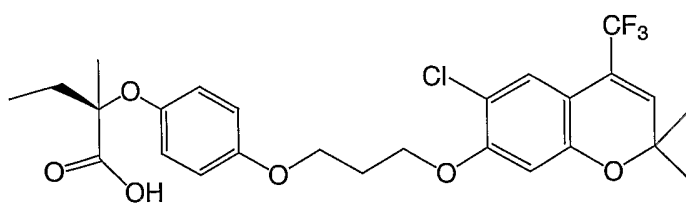
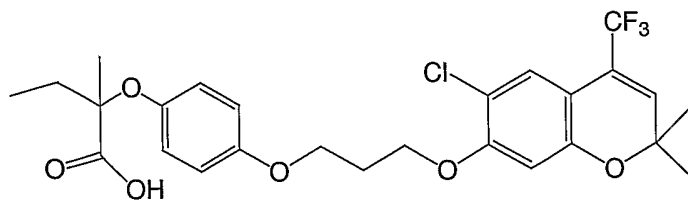
n is an integer from 2-3.

15

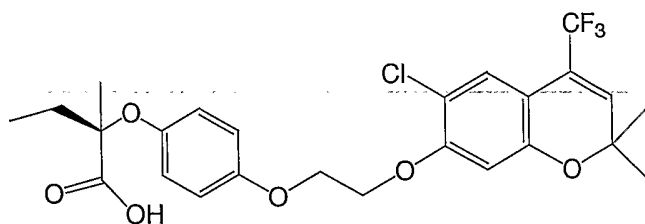
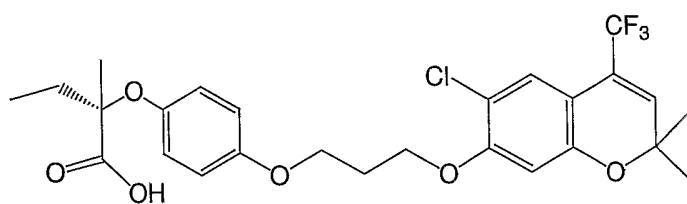
12. A compound according to Claim 11, wherein R<sup>1</sup> and R<sup>2</sup> are each CH<sub>3</sub>.

20

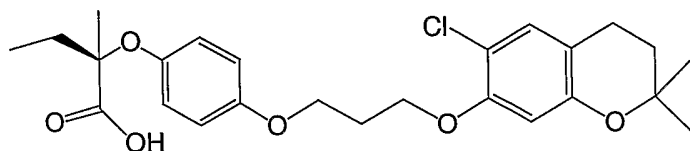
13. A compound according to Claim 1, having the formula shown below, or a pharmaceutically acceptable salt thereof:

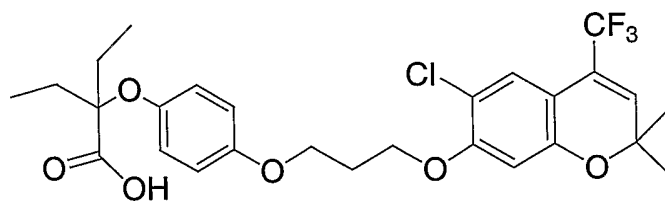


5

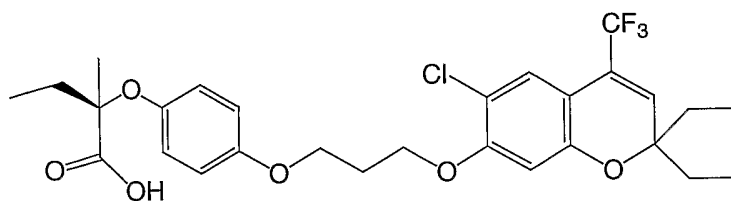
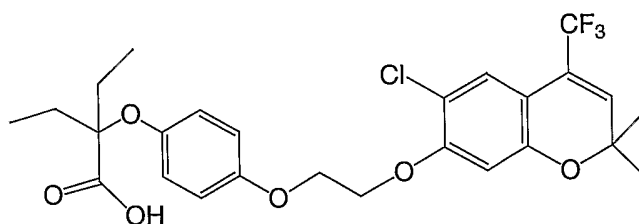


10

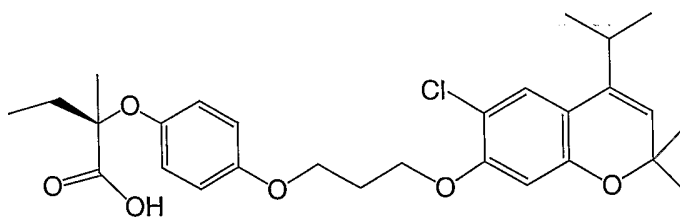




5



10



14. A pharmaceutical composition comprising a compound of  
 Claim 1, or a pharmaceutically acceptable salt thereof, and a pharmaceutically  
 15 acceptable carrier.

15. A pharmaceutical composition consisting essentially of a compound of Claim 1, or a pharmaceutically acceptable salt thereof, and a pharmaceutically acceptable carrier.

5 16. A method for treating one or more lipid disorders, selected from the group consisting of dyslipidemia, hypercholesterolemia, hyperlipidemia, hypertriglyceridemia, low HDL levels, and high LDL levels in a patient in need of such treatment which comprises administering to said patient a therapeutically effective amount of a compound of Claim 1.

10

17. A method for treating dyslipidemia in a patient in need of such treatment which comprises administering to said patient a therapeutically effective amount of a compound of Claim 1.

15 18. A method for raising low HDL levels in a patient in need of such treatment which comprises administering to said patient a therapeutically effective amount of a compound of Claim 1.

20 19. A method for lowering high LDL levels in a patient in need of such treatment which comprises administering to said patient a therapeutically effective amount of a compound of Claim 1.

25 20. A method for treating obesity in a patient in need of such treatment which comprises administering to said patient a therapeutically effective amount of a compound of Claim 1.

21. A method for treating atherosclerosis in a patient in need of such treatment which comprises administering to said patient a therapeutically effective amount of a compound of Claim 1.

22. A method for reducing the risk of developing atherosclerosis in a patient at risk of developing atherosclerosis which comprises administering to said patient a therapeutically effective amount of a compound of Claim 1.

5

23. A method of treating one or more diseases, disorders, or conditions in a patient in need of such treatment or control, wherein the disease, disorder, or condition is selected from the group consisting of (1) lipid disorders, (2) dyslipidemia, (3) hyperlipidemia, (4) hypertriglyceridemia, (5) hypercholesterolemia, (6) low HDL levels, (7) high LDL levels, (8) atherosclerosis and its sequelae, (9) obesity, including abdominal obesity (10) vascular restenosis, (11) retinopathy, (12) non-insulin dependent diabetes mellitus (NIDDM), (13) hyperglycemia, (14) impaired glucose tolerance, (15) insulin resistance, (16) irritable bowel syndrome, (17) inflammatory bowel disease, including Crohn's disease and ulcerative colitis, (18) pancreatitis, (19) other inflammatory conditions, (20) neurodegenerative disease, (21) Alzheimer's disease, (22) psoriasis, (23) acne vulgaris, (24) other skin diseases and dermatological conditions modulated by PPAR, (25) high blood pressure, (26) cachexia, and (27) the metabolic syndrome, said method comprising the administration of an effective amount of a compound of Claim 1.

10  
15  
20

24. A method of treating one or more diseases, disorders, or conditions in a patient in need of such treatment or control, wherein the disease, disorder, or condition is selected from the group consisting of (1) lipid disorders, (2) dyslipidemia, (3) hyperlipidemia, (4) hypertriglyceridemia, (5) hypercholesterolemia, (6) low HDL levels, (7) high LDL levels, (8) atherosclerosis and its sequelae, (9) obesity, including abdominal obesity (10) vascular restenosis, (11) retinopathy, (12) non-insulin dependent diabetes mellitus (NIDDM), (13) hyperglycemia, (14) impaired glucose tolerance, (15) insulin resistance, (16) irritable bowel syndrome, (17) inflammatory bowel disease, including Crohn's disease and ulcerative colitis, (18) pancreatitis, (19) other inflammatory conditions, (20) neurodegenerative disease, (21) Alzheimer's disease, (22) psoriasis, (23) acne vulgaris, (24) other skin diseases and dermatological conditions modulated by PPAR, (25) high blood pressure, (26) cachexia, and (27) the metabolic syndrome, said method comprising the administration of an effective amount of a compound of Claim 1, and one or more compounds selected from the group consisting of:

25  
30  
35

- (a) PPAR $\gamma$  agonists and partial agonists;
- (b) PPAR $\alpha/\gamma$  dual agonists;
- (c) other PPAR $\alpha$  agonists;
- (d) PPAR $\delta$  agonists;
- 5 (e) Biguanides;
- (f) protein tyrosine phosphatase-1B (PTP-1B) inhibitors;
- (g) dipeptidyl peptidase IV (DP-IV) inhibitors;
- (h) insulin or insulin mimetics;
- (i) sulfonylureas;
- 10 (j)  $\alpha$ -glucosidase inhibitors;
- (k) glucagon receptor antagonists;
- (l) glycogen phosphorylase inhibitors;
- (m) 11-Beta-HSD type 1 enzyme inhibitors;
- (n) 11-Beta-HSD type 1 receptor antagonists;
- 15 (o) exendin-4, exendin-3, GLP-1, GLP-1 mimetics, and GLP-1  
receptor agonists;
- (p) GIP, GIP mimetics, and GIP receptor agonists;
- (q) PACAP, PACAP mimetics, and PACAP receptor 3 agonists;
- (r) HMG-CoA reductase inhibitors;
- 20 (s) Bile acid sequestrants;
- (t) nicotiny alcohol, nicotinic acid or a salt thereof;
- (u) ezetimibe and other inhibitors of cholesterol absorption;
- (v) acyl CoA:cholesterol acyltransferase inhibitors (ACAT inhibitors);
- (w) phenolic anti-oxidants;
- 25 (x) ileal bile acid transporter inhibitors;
- (y) agents intended for use in the treatment of inflammatory  
conditions;
- (z) antiobesity compounds;
- (aa) thyroid hormone mimetics;
- 30 (bb) LXR agonists;
- (cc) FXR agonists;
- (dd) PLTP inhibitors;
- (ee) CETP inhibitors;
- (ff) glucocorticoids; and

(gg) TNF sequestrants.

25. A method for treating one or more lipid disorders selected from hypercholesterolemia, atherosclerosis, low HDL levels, high LDL levels,  
5 hyperlipidemia, hypertriglyceridemia, and dyslipidemia, which method comprises administering to a patient in need of such treatment a therapeutically effective amount of a compound of Claim 1 and a therapeutically effective amount of an HMG-CoA reductase inhibitor.

10 26. The method as recited in Claim 25, wherein the HMG-CoA reductase inhibitor is a statin, which is selected from the group consisting of lovastatin, simvastatin, pravastatin, fluvastatin, atorvastatin, itavastatin, ZD-4522, rivastatin, and rosuvastatin.

15 27. A method for reducing the risk of developing atherosclerosis in a patient at risk of developing atherosclerosis comprising the administration to said patient of an effective amount of a compound of Claim 1 and an effective amount of an HMG-CoA reductase inhibitor.

20 28. A pharmaceutical composition comprising (1) a compound according to Claim 1, (2) one or more compounds selected from the group consisting of :

- (a) PPAR $\gamma$  agonists and partial agonists;
- (b) PPAR $\alpha/\gamma$  dual agonists;
- 25 (c) other PPAR $\alpha$  agonists;
- (d) PPAR $\delta$  agonists;
- (e) Biguanides;
- (f) protein tyrosine phosphatase-1B (PTP-1B) inhibitors;
- (g) dipeptidyl peptidase IV (DP-IV) inhibitors;
- 30 (h) insulin or insulin mimetics;
- (i) sulfonylureas;
- (j)  $\alpha$ -glucosidase inhibitors;
- (k) glucagon receptor antagonists;
- (l) glycogen phosphorylase inhibitors;
- 35 (m) 11-Beta-HSD type 1 enzyme inhibitors;

- (n) 11-Beta-HSD type 1 receptor antagonists;
- (o) exendin-4, exendin-3, GLP-1, GLP-1 mimetics, and GLP-1 receptor agonists;
- (p) GIP, GIP mimetics, and GIP receptor agonists;
- 5 (q) PACAP, PACAP mimetics, and PACAP receptor 3 agonists;
- (r) HMG-CoA reductase inhibitors;
- (s) Bile acid sequestrants;
- (t) nicotiny alcohol, nicotinic acid or a salt thereof;
- (u) ezetimibe and other inhibitors of cholesterol absorption;
- 10 (v) acyl CoA:cholesterol acyltransferase inhibitors (ACAT inhibitors);
- (w) phenolic anti-oxidants;
- (x) ileal bile acid transporter inhibitors;
- (y) agents intended for use in the treatment of inflammatory conditions;
- 15 (z) antiobesity compounds;
- (aa) thyroid hormone mimetics;
- (bb) LXR agonists;
- (cc) FXR agonists;
- (dd) PLTP inhibitors;
- 20 (ee) CETP inhibitors;
- (ff) glucocorticoids; and
- (gg) TNF sequestrants; and
- (3) a pharmaceutically acceptable carrier.

**INTERNATIONAL SEARCH REPORT**

International application No.

PCT/US03/23499

<b>A. CLASSIFICATION OF SUBJECT MATTER</b>				
IPC(7) : A61K 31/352 ; C07D 311/04				
US CL : 514/456 ; 549/408, 407, 398				
According to International Patent Classification (IPC) or to both national classification and IPC				
<b>B. FIELDS SEARCHED</b>				
Minimum documentation searched (classification system followed by classification symbols) U.S. : 514/456 ; 549/408, 407, 398				
Documentation searched other than minimum documentation to the extent that such documents are included in the fields searched				
Electronic data base consulted during the international search (name of data base and, where practicable, search terms used) STN structure search, CAPLUS				
<b>C. DOCUMENTS CONSIDERED TO BE RELEVANT</b>				
Category *	Citation of document, with indication, where appropriate, of the relevant passages	Relevant to claim No.		
A	US 4,565,882 A (MIYANO et al.) 21 January 1986 ( 21.01.1986 ), whole document.	1-28		
A	WO 02/26729 A2 (MERCK & CO, INC.) 04 April 2002 (04.04.2002), claims 1-46 and examples 1-29.	1-28		
<input type="checkbox"/> Further documents are listed in the continuation of Box C. <input type="checkbox"/> See patent family annex.				
* Special categories of cited documents: <table border="0" style="width: 100%;"> <tr> <td style="width: 50%; vertical-align: top;"> <p>"A" document defining the general state of the art which is not considered to be of particular relevance</p> <p>"E" earlier application or patent published on or after the international filing date</p> <p>"L" document which may throw doubts on priority claim(s) or which is cited to establish the publication date of another citation or other special reason (as specified)</p> <p>"O" document referring to an oral disclosure, use, exhibition or other means</p> <p>"P" document published prior to the international filing date but later than the priority date claimed</p> </td> <td style="width: 50%; vertical-align: top;"> <p>"T" later document published after the international filing date or priority date and not in conflict with the application but cited to understand the principle or theory underlying the invention</p> <p>"X" document of particular relevance; the claimed invention cannot be considered novel or cannot be considered to involve an inventive step when the document is taken alone</p> <p>"Y" document of particular relevance; the claimed invention cannot be considered to involve an inventive step when the document is combined with one or more other such documents, such combination being obvious to a person skilled in the art</p> <p>"&amp;" document member of the same patent family</p> </td> </tr> </table>			<p>"A" document defining the general state of the art which is not considered to be of particular relevance</p> <p>"E" earlier application or patent published on or after the international filing date</p> <p>"L" document which may throw doubts on priority claim(s) or which is cited to establish the publication date of another citation or other special reason (as specified)</p> <p>"O" document referring to an oral disclosure, use, exhibition or other means</p> <p>"P" document published prior to the international filing date but later than the priority date claimed</p>	<p>"T" later document published after the international filing date or priority date and not in conflict with the application but cited to understand the principle or theory underlying the invention</p> <p>"X" document of particular relevance; the claimed invention cannot be considered novel or cannot be considered to involve an inventive step when the document is taken alone</p> <p>"Y" document of particular relevance; the claimed invention cannot be considered to involve an inventive step when the document is combined with one or more other such documents, such combination being obvious to a person skilled in the art</p> <p>"&amp;" document member of the same patent family</p>
<p>"A" document defining the general state of the art which is not considered to be of particular relevance</p> <p>"E" earlier application or patent published on or after the international filing date</p> <p>"L" document which may throw doubts on priority claim(s) or which is cited to establish the publication date of another citation or other special reason (as specified)</p> <p>"O" document referring to an oral disclosure, use, exhibition or other means</p> <p>"P" document published prior to the international filing date but later than the priority date claimed</p>	<p>"T" later document published after the international filing date or priority date and not in conflict with the application but cited to understand the principle or theory underlying the invention</p> <p>"X" document of particular relevance; the claimed invention cannot be considered novel or cannot be considered to involve an inventive step when the document is taken alone</p> <p>"Y" document of particular relevance; the claimed invention cannot be considered to involve an inventive step when the document is combined with one or more other such documents, such combination being obvious to a person skilled in the art</p> <p>"&amp;" document member of the same patent family</p>			
Date of the actual completion of the international search		Date of mailing of the international search report		
25 November 2003 (25.11.2003)		<b>18 DEC 2003</b>		
Name and mailing address of the ISA/US		Authorized officer		
Mail Stop PCT, Attn: ISA/US		<i>Joseph Brutzger</i>		
Commissioner for Patents		C.S. AULAKH		
P.O. Box 1450		Telephone No. (703)308-1235		
Alexandria, Virginia 22313-1450				
Facsimile No. (703) 305-3230				