

(No Model.)

G. IOSET.  
HORSE BOOT.

No. 533,468.

Patented Feb. 5, 1895.

Fig 1

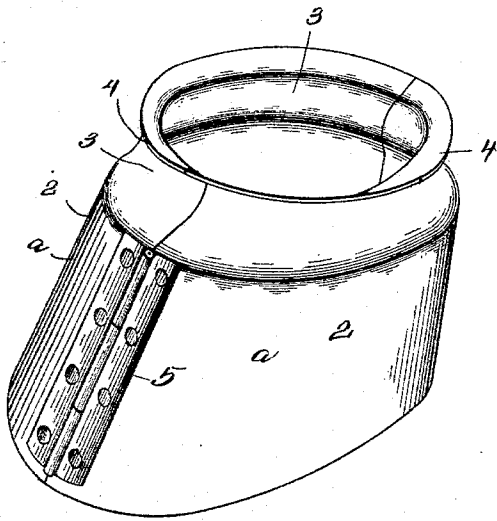


Fig. 2

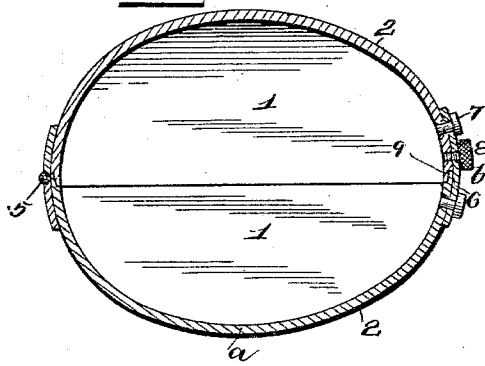


Fig. 3

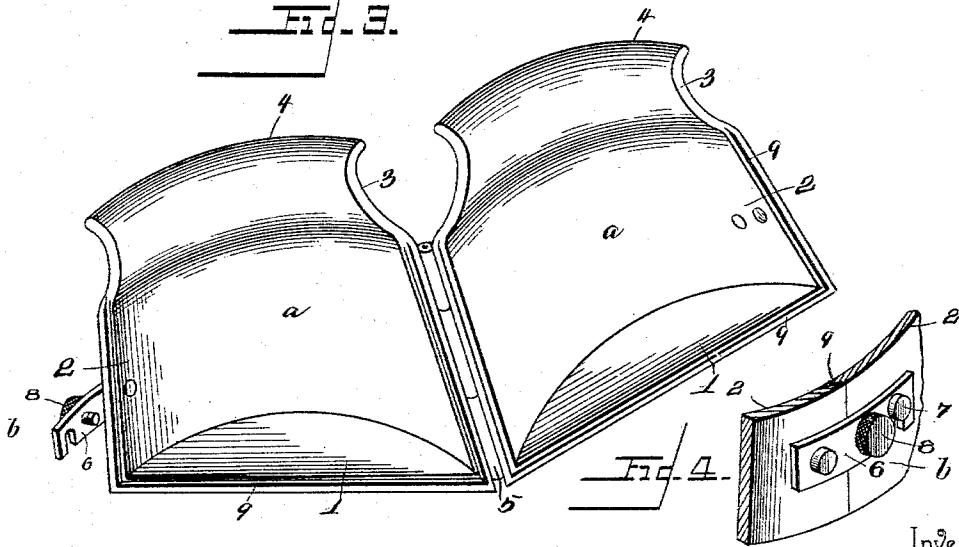
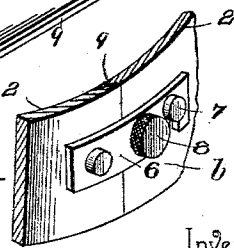


Fig. 4



Inventor

George Ioset

Witnesses

*Wm W Riley*

*J. B. Deane*

By his Attorneys.

*Cashow & Co.*

# UNITED STATES PATENT OFFICE.

GEORGE IOSET, OF WADENA, MINNESOTA.

## HORSE-BOOT.

SPECIFICATION forming part of Letters Patent No. 533,468, dated February 5, 1895.

Application filed September 15, 1894. Serial No. 523,162. (No model.)

*To all whom it may concern:*

Be it known that I, GEORGE IOSET, a citizen of the United States, residing at Wadena, in the county of Wadena and State of Minnesota, have invented a new and useful Horse-Boot, of which the following is a specification.

This invention relates to an improvement in that class of horse boots which are provided for the protection of the hoof; and it consists in certain peculiar features of construction whereby a boot capable of enveloping the entire hoof is provided, and whereby the boot is also made capable of easy attachment to and detachment from the hoof. These ends I attain by constructing a cup-shaped device of metal and dividing the same in two sections connected to each other by a hinge and peculiarly-constructed clasp, all of which will receive a more detailed description hereinafter, and the novel features thereof will be finally embodied in the claims.

In the drawings: Figure 1 represents a perspective view of my complete invention, showing it applied to a horse's hoof; Fig. 2, a horizontal section of the boot, showing it disassociated from the horse's hoof; Fig. 3, a perspective view showing the clasp released and the sections swung apart, in the position which they assume when the boot is being connected to or detached from the hoof; Fig. 4, a detail of the fastening device for the sections.

The boot is formed of metal and in two duplicate sections *a*, each having a bottom portion 1, formed integral with the semi-circular side portions 2, the upper ends of which are contracted to form an inwardly-projecting portion 3, terminating in an outwardly-extending flange 4. This contracted portion 3 is adapted to embrace the ankle of the horse, and the outwardly-projected flange 4 is provided to prevent the contact of a sharp edge with the horse's leg. 5 indicates a hinge, which extends vertically for nearly the entire length of the plane portion of the sides 2, and which is securely riveted, or otherwise fastened, to each section *a*, so that the said sections will be hinged to each other and capable of movement on a vertical axis. By these means the sections *a* are joined to each other; and they are held closed by a fastening device *b*, consisting of a plate 6, pivotally connected

to one section and opposite the hinge 5, and provided with a notch capable of receiving the stud 7 affixed to the opposite section, a set-screw 8 being provided and passed through the said plate and into an internally-threaded recess in the section *a*, directly adjacent to it. This construction permits the effective securing of the plate 6 so as to render it absolutely incapable of becoming disconnected by the jarring of the horse. The set-screw is provided with a milled and comparatively enlarged head, whereby to facilitate the easy operation of the screw, and this by hand as distinguished from a tool. The adjacent edges of the sections *a* are provided with interlocking rabbet-grooves 9, so formed that there will be provided on one section a rib or tongue capable of fitting in a corresponding groove on the remaining section, whereby an effective joint is formed between the two parts. These grooves 9 end directly adjacent to the contracted portions 3, the edges of said portions being left square, as may be seen by reference to Fig. 3. The purpose of this construction is to make a joint water-tight as well as capable of preventing the passage of dirt and other solid matter.

The use of my invention is illustrated in Fig. 1 and will be fully understood. To apply it to the horse's hoof, the fastening device *b* should be released, and the sections made to embrace the hoof, after which the fastening device should be again secured. This will effectively inclose the hoof and protect it from contact with injurious substances.

The main purpose of my invention is to soften a horse's hoof, so that its original density will be regained. Often the hoof becomes so brittle that particles chip off, and the horse will be in danger of serious injury. My invention affords means for overcoming this evil, since by it lotions may be kept in contact with the hoof, and air and dirt prevented from finding their way thereto. All of this, however, will be fully understood and does not require any further description.

Various changes in the size, proportion, and minor details of the parts of my invention may be resorted to without departing from the substance thereof. Therefore I desire it understood that I am not restricted to the

precise form of embodiment herein shown, but am entitled to all such variations as come within the above definition.

Having described the invention, I claim—

5 1. A horse boot consisting of two duplicate sections jointly capable of completely enveloping the horse's hoof, each of said sections having a rabbet-groove on its contiguous edge formed so as to compose interlocking tongues  
10 and grooves, and means for clamping the sections together, substantially as described.

2. A horse boot consisting of two sections hinged to each other and adapted to envelop the hoof, and a fastening device for securing

the sections and consisting of a plate pivot- 15 ally connected to one section and provided with a slot adapted to receive a stud on the opposite section, and a set-screw passing through the plate and into the boot whereby the plate is held in place, substantially as de- 20 scribed.

In testimony that I claim the foregoing as my own I have hereto affixed my signature in the presence of two witnesses.

GEORGE IOSET.

Witnesses:

P. V. COPPERNOLL,  
F. P. CORCORAN.