

(12) STANDARD PATENT
(19) AUSTRALIAN PATENT OFFICE

(11) Application No. **AU 2006206849 B2**

(54) Title
Assembly and method for preparing a beverage

(51) International Patent Classification(s)
B65D 85/804 (2006.01) **A23F 5/12** (2006.01)

(21) Application No: **2006206849** (22) Date of Filing: **2006.01.24**

(87) WIPO No: **WO06/078162**

(30) Priority Data

(31) Number	(32) Date	(33) Country
1028101	2005.01.24	NL

(43) Publication Date: **2006.07.27**

(44) Accepted Journal Date: **2012.08.30**

(71) Applicant(s)
Koninklijke Douwe Egberts B.V.

(72) Inventor(s)
Knitel, Joseph Theodoor;Steenhof, Vincent Jan

(74) Agent / Attorney
Davies Collison Cave, 1 Nicholson Street, Melbourne, VIC, 3000

(56) Related Art
EP 0 813 816
GB 1204900
WO 2004/018326

(19) World Intellectual Property Organization
International Bureau



(43) International Publication Date
27 July 2006 (27.07.2006)

PCT

(10) International Publication Number
WO 2006/078162 A1

- (51) International Patent Classification:
B65D 85/804 (2006.01) A23F 5/12 (2006.01)
- (21) International Application Number:
PCT/NL2006/000037
- (22) International Filing Date: 24 January 2006 (24.01.2006)
- (25) Filing Language: Dutch
- (26) Publication Language: English
- (30) Priority Data:
1028101 24 January 2005 (24.01.2005) NL
- (71) Applicant (for all designated States except US): SARA LEE/DE N.V. [NL/NL]; Keulsekade 143, NL-3532 AA Utrecht (NL).
- (72) Inventors; and
- (75) Inventors/Applicants (for US only): STEENHOF, Vincent Jan [NL/NL]; Maastrichtseweg 54, NL-5215 AD 's-hertogenbosch (NL). KNITEL, Joseph Theodoor [NL/NL]; Fahrenheit 12, NL-3454 KJ De Meern (NL).
- (74) Agent: WINCKELS, J.H.F.; C/o Vereenigde, Johan De Wittlaan 7, NL-2517 JR The Hague (NL).

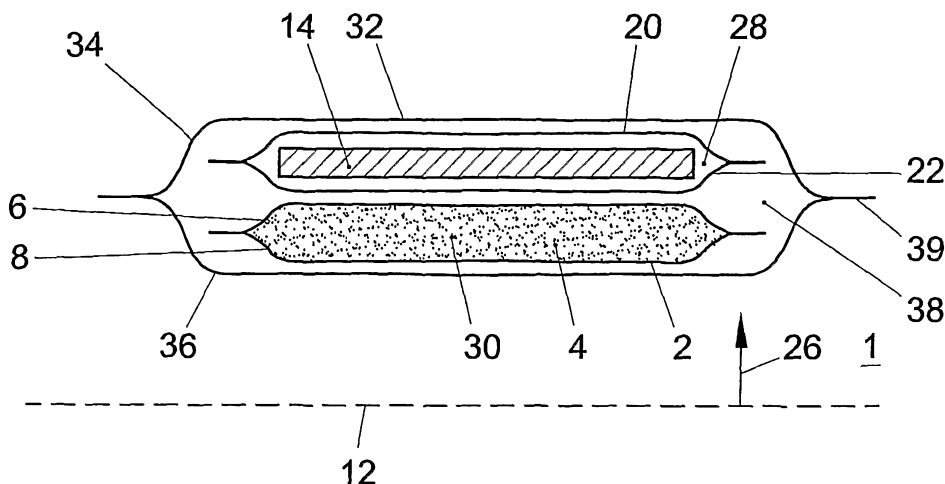
(81) Designated States (unless otherwise indicated, for every kind of national protection available): AE, AG, AL, AM, AT, AU, AZ, BA, BB, BG, BR, BW, BY, BZ, CA, CH, CN, CO, CR, CU, CZ, DE, DK, DM, DZ, EC, EE, EG, ES, FI, GB, GD, GE, GH, GM, HR, HU, ID, IL, IN, IS, JP, KE, KG, KM, KN, KP, KR, KZ, LC, LK, LR, LS, LT, LU, LV, LY, MA, MD, MG, MK, MN, MW, MX, MZ, NA, NG, NI, NO, NZ, OM, PG, PH, PL, PT, RO, RU, SC, SD, SE, SG, SK, SL, SM, SY, TJ, TM, TN, TR, TT, TZ, UA, UG, US, UZ, VC, VN, YU, ZA, ZM, ZW.

(84) Designated States (unless otherwise indicated, for every kind of regional protection available): ARIPO (BW, GH, GM, KE, LS, MW, MZ, NA, SD, SL, SZ, TZ, UG, ZM, ZW), Eurasian (AM, AZ, BY, KG, KZ, MD, RU, TJ, TM), European (AT, BE, BG, CH, CY, CZ, DE, DK, EE, ES, FI, FR, GB, GR, HU, IE, IS, IT, LT, LU, LV, MC, NL, PL, PT, RO, SE, SI, SK, TR), OAPI (BF, BJ, CF, CG, CI, CM, GA, GN, GQ, GW, ML, MR, NE, SN, TD, TG).

Published:
— with international search report

For two-letter codes and other abbreviations, refer to the "Guidance Notes on Codes and Abbreviations" appearing at the beginning of each regular issue of the PCT Gazette.

(54) Title: ASSEMBLY AND METHOD FOR PREPARING A BEVERAGE



(57) Abstract: The invention relates to an assembly for preparing a beverage suitable for consumption. To that end, the assembly (1) is provided with at least a first covering (2) and a first ingredient (4) included in the at least first covering, the first ingredient comprising a substance such as milk powder/creamer, sugar and like additives soluble or extractable in a liquid such as water. The assembly is further provided with a second ingredient (14), the second ingredient comprising a soluble or extractable substance such as ground coffee or tea while the second ingredient forms part of a substantially rigid body (16).

WO 2006/078162 A1

2006206849 16 Aug 2012

- 1 -

ASSEMBLY AND METHOD FOR PREPARING A BEVERAGE

The invention relates to an assembly for preparing a beverage suitable for consumption.

5 Such an assembly is known from international patent application WO04/018326. The known assembly is intended for use in a machine known per se, such as a coffee machine, for preparing the beverage suitable for consumption. Here, the assembly is placed in a holder of the machine after which hot water is supplied to the holder by means of the machine. Thereupon, the hot water flows through a top filter sheet to an inner space
10 of the covering in which an extractable substance is present. The extract formed here then flows to an inner space located therebeneath in which the water-soluble substance is present. This substance dissolves in the extract and then leaves the assembly via a lower filter sheet. Here, the holder is provided with at least one outflow opening through which the water with the substance dissolved therein can flow from the holder.

15 A drawback of the known assembly is that it is less suitable for dissolving and/or extracting in the liquid at least two mutually different ingredients which are both included in the assembly and which, preferably, should substantially not be dissolved or extracted in the same volume of liquid, or not at the same moment or in the same manner, since the liquid is presented to both ingredients in an identical manner and substantially at the same
20 time.

The present invention provides an assembly for preparing a beverage suitable for consumption, provided with a supply side, for supplying, during use, a liquid such as water to the assembly, and a discharge side for discharging, during use, the beverage suitable for consumption of the assembly, further provided with a first covering and a
25 first ingredient included in the first covering, the first ingredient, suitable as an additive, comprising one of a powder, a concentrate or an extract soluble or extractable in the liquid such as water, and a second ingredient comprising a substance, such as ground coffee or tea, soluble or extractable in the liquid, wherein only the second ingredient is compressed or glued and forms part of a substantially rigid body.

30

2006206849 16 Aug 2012

- 2 -

At least some embodiments of the invention can provide an assembly with which at least two mutually different ingredients, both present in the assembly can be dissolved and/or extracted in the liquid at mutually different moments or in mutually different manners.

5 It appears that with the features according to the invention, that is to say the provision of the second ingredient in the at least one substantially rigid body, it is possible to ensure that the moments at which the two ingredients dissolve and/or are extracted and/or the extent to which the two ingredients dissolve and/or are extracted are rendered substantially independent from each other in a simple manner.

10 In use, the assembly according to the invention is placed in a holder known per se. Then, an amount of liquid is supplied to the assembly. The liquid will act upon the first ingredient, while the first ingredient can directly dissolve or be extracted in the supplied liquid. The liquid will also act on the second ingredient. However, primarily, the liquid will only act on an outer surface of the substantially rigid body, so that the second
15 ingredient cannot be dissolved or extracted in an efficient manner. Herein, rigid body is understood to mean a body which, as long as it is not exposed to the liquid, is substantially form-retaining. Here, a relatively stiff element can, for instance, be considered such as a slab of compressed, ground coffee or a lump of sugar or a body of a clay-like substance deformable in itself.

20 The liquid can flow through, for instance, a free space along the substantially rigid body between the holder and the substantially rigid body or, in a special embodiment, through holes in the substantially rigid body, from the supply side to the discharge side. Thus, the liquid with the first ingredient

dissolved or extracted therein, and the second ingredient hardly dissolved or extracted therein will leave the assembly and the holder and be supplied to, for instance, a mug. Only after some time, under the action of the liquid, the substantially rigid body will for instance soften, swell, disintegrate and/or
5 otherwise lose its form-retaining property, whereupon dissolution and/or extraction of the second ingredient can take place in an efficient manner. Therefore, dissolving or extracting the second ingredient actually begins later than the dissolution or extraction of the first ingredient. In this manner, the liquid with the second ingredient dissolved or extracted therein, and,
10 optionally the first ingredient dissolved or extracted therein will then leave the assembly and be supplied to, for instance, a mug.

In the case the second extract comprises the substance to be extracted, the shape or dimension of the substantially rigid body can change due to the substantially rigid body, for instance softening, swelling or
15 disintegrating. As a result, the free space between the substantially rigid body and the holder can, for instance, be filled up, so that the liquid may no longer flow along the substantially rigid body or, in a special embodiment, the holes in the substantially rigid body can be closed. Thus, the liquid can flow, for instance under pressure, through the substance to be extracted thereby
20 extracting the substance to be extracted. In the case the second ingredient comprises the soluble substance, the shape or dimension of the substantially rigid body can change too, so that the liquid can no longer flow along the substantially rigid body or, in a special case, the holes in the substantially rigid body can be closed. Thus, the liquid can flow through the soluble
25 substance thereby dissolving the soluble substance. During dissolution of the second ingredient, at least a part of the second ingredient disappears from the assembly, so that it is also possible that the liquid can, at least temporarily, no longer flow along the substantially rigid body or, in the special case, the holes in the substantially rigid body are at least temporarily closed.

A possible example is the following. The first ingredient comprises a soluble substance, namely milk powder/creamer. The second ingredient comprises a substance to be extracted, namely ground coffee. The ground coffee forms part of a substantially rigid body, in this example a compressed cake or ground coffee. The assembly comprising the first and the second ingredient is placed in a holder known per se. Then, hot water is supplied to the assembly. During a first period, the hot water will dissolve the milk powder/creamer. During the first period, the hot water can hardly, if at all, extract the ground coffee as the water cannot flow through the ground coffee forming part of the cake. The water with the milk powder/creamer dissolved therein will flow along the cake, through, for instance, a space between the cake and the holder or, in a special embodiment, through holes in the cake, from the supply side to the discharge side, and be dispensed in, for instance, a mug. After some time due to, for instance, the action of the water, the temperature and/or the pressure, the cake can for instance soften, swell, tear, disintegrate and/or otherwise lose its form-retaining property. Thus, in this example, the space between the cake and the holder, or, in the special embodiment the holes, can be closed. Then, during a second period, the water can flow through the ground coffee, in this example under pressure, thereby extracting the coffee. The water with coffee extract therein, and, optionally, dissolved milk powder/creamer, can be dispensed to the mug. In this example therefore, it is possible that during the first period, chiefly, milk powder/creamer dissolved in the water is dispensed and, during the second period, chiefly, coffee extract is dispensed. Here, milk powder/creamer dissolved in water and the coffee extract can be combined in a manner such that they mix well. However, it is also possible that the milk powder/creamer dissolved in water and the coffee extract are combined such that they do not mix well, for preparing, for instance, cappuccino where foamed milk is present on top of the coffee extract. To this end, the beverage can further be supplied to an apparatus described in the European patent application EP 0878158, EP 1317199 or EP1317200, or in

2006206849 16 Aug 2012

- 5 -

international patent application WO 2003/105642, and with the aid of which air is whipped into the beverage for obtaining a fine-bubble froth layer on the beverage. The thus obtained beverage is then, for instance, a cappuccino ready for consumption. The beverage may also be supplied to other known apparatus for undergoing further operations.

The invention also relates to a rigid body designed for use in the assembly according to the invention.

The invention further relates to a pad provided with the rigid body of the assembly according to the invention.

The invention further relates to a method for preparing a beverage suitable for consumption with an assembly as previously described, wherein the assembly is placed in a holder which is provided with an inflow opening for a liquid, such as water, and an outflow opening for the beverage, and wherein a liquid such as hot water is supplied, under pressure, to the inflow opening of the holder, in particular from an upper side thereof so that the water flows from the supply side through the assembly for obtaining the beverage, whereupon the beverage leaves the assembly via the discharge side and whereafter the beverage is dispensed via at least one discharge opening of the holder. The obtained beverage can then be led through a discharge opening designed as a nozzle in a manner such that a fine-bubble froth layer is obtained. As already described in the foregoing, such a method with a nozzle is particularly suitable for obtaining cappuccino.

With reference to the embodiments represented in the drawing, albeit exclusively by way of non-limitative examples, the invention will presently be further elucidated. In the drawing:

Fig. 1a shows a cross-section of a first embodiment of an assembly according to the invention;

Fig. 1b schematically shows a cross-section of the assembly according to Fig. 1a in an apparatus for preparing a beverage;

Fig. 1c schematically shows a cross-section of the assembly according to Fig. 1a in an apparatus for preparing a beverage,

Fig. 2 shows a cross-section of a second embodiment of an assembly according to the invention;

5 Fig. 3 shows a cross-section of a third embodiment of an assembly according to the invention;

Fig. 4 shows a cross-section of a fourth embodiment of an assembly according to the invention;

10 Fig. 5 shows a cross-section of a fifth embodiment of an assembly according to the invention;

Fig. 6 shows a cross-section of a sixth embodiment of an assembly according to the invention;

Fig. 7 shows a cross-section of a seventh embodiment of an assembly according to the invention;

15 Fig. 8a shows a cross-section of an eighth embodiment of an assembly according to the invention, included in a holder; and

Fig. 8b is a top plan view of the assembly according to Fig. 8a.

In Fig. 1 with reference numeral 1 is indicated an assembly for preparing a beverage suitable for consumption according to the invention. The
20 assembly is provided with a supply side for supplying, during use, a liquid to the assembly, and a discharge side for discharging, during use, the beverage suitable for consumption of the assembly. The assembly 1 is provided with at least a first covering 2 in which is included a first ingredient, in this example a water-soluble substance 4. In this example, the water-soluble substance
25 comprises milk powder/creamer. Other soluble substances such as sugar, odorants, colorants, flavourings or powders for preparing cocoa and other beverages suitable for consumption, or extractable substances are also conceivable. Also, substances in other forms than powder-form are possible, such as concentrates and extracts.

The first covering 2 comprises a top sheet 6 manufactured from sheet-shaped filter material, located, in this example, at the supply side of the assembly, and a bottom sheet 8 manufactured from sheet-shaped filter material, located, in this example, at the discharge side of the assembly. In
5 this example, the top sheet 6 and the bottom sheet 8 are each manufactured from filtering paper. However, other filter materials such as filter materials of a plastic are possible too. In this example, the bottom sheet 8 and the top sheet 6 of the first covering 2 are interconnected at their circumferential edges, whereby the interconnected parts form a connecting seam 10. The top sheet 6
10 and the bottom sheet 8 of the first covering 2 each extend, at least partly, substantially parallel to a plane 12.

The assembly 1 is further provided with a second ingredient, in this example a substance 14 to be extracted. In this example, the substance to be extracted consists of ground coffee. Other substances to be extracted such as
15 for instance tea, or soluble substances are also conceivable. The substance to extract forms part of a substantially rigid body. In this example, the ground coffee is compressed into a substantially form-retaining, hard, round disc 16. The disc 16 is included in a second covering 18. The second covering 18 also comprises a top sheet 20 manufactured from sheet-shaped filter material and a
20 bottom sheet 22 manufactured from a sheet-shaped filter material. In this example, the top sheet 20 and the bottom sheet 22 are each manufactured from filtering paper. However, other filter materials are possible too, such as filter materials of a plastic. In this example, the bottom sheet 22 and the top sheet 20 of the second covering 18 are interconnected at their circumferential
25 edges, whereby the interconnected parts form a connecting seam 24. The substantially rigid body, the top sheet 20 and the bottom sheet 22 of the second covering 18 extend, each at least partly, substantially parallel to the plane 12. The substantially rigid body extends therefore substantially parallel to the first covering 2. The second ingredient extends substantially parallel to the
30 first ingredient. In this example, the first and second ingredient, that is to say,

the substance to extract and the soluble substance, are separated from each other by the sheets 6 and 22.

Further, it holds that the assembly 1 has a flat shape while in the direction of the plane 12 the assembly has greater dimensions than in a direction 26 perpendicular to the plane 12. The substantially rigid body preferably has a cross-section in the plane 12 which is preferably equal to 75 - 18000 mm², more preferably 1200 - 5000 mm². The height h of the assembly is, for instance, 5 - 20 mm, in particular approximately 7 mm.

The assembly 1 can be used as follows for preparing a beverage suitable for consumption while utilizing auxiliary means known per se (see Fig. 1b). The assembly may be placed in a holder 50 which is provided at its upper side with a lid 51 and which is provided at its bottom side with at least one outflow opening 52. Such holders 50 are known per se and are typically used with apparatus known per se for preparing a beverage suitable for consumption such as espresso machines and other types of apparatus. With the aid of a hot water unit 54 of the apparatus, for instance hot water can be supplied under pressure to the lid 51. The lid is provided at its underside with a number of outflow openings 56 via which the hot water is then supplied to an upper side of the holder 50. At the supply side, this hot water enters an inner space 28 of the second covering. The water also flows around, for instance, the rigid body via a space between the rigid body, in this example the disc 16, and the holder, into an inner space 30 of the first covering 2 of the assembly 1, whereby the soluble substance 4 dissolves in the water. The flowing of the water around the rigid body can take place inside and outside the covering 18. The soluble substance 4 can then directly dissolve in the hot water. However, the substance 14 to extract forms part of the substantially rigid body, in this example the compressed, hard disc 16 of ground coffee. The at least one substantially rigid body may be formed by, for instance, compressing the substance (the ground coffee) to extract to 30-80% of the volume in non-pressed together condition, preferably to 40 - 70%, more preferably substantially 50%.

As a result, in a simple manner, a compact, rigid body of substance to extract is formed. Initially, the water will only act on the outside surface of the rigid body and therefore not extract coffee in an efficient manner. After some time, under the action of the water and/or the pressure, the rigid body will soften, swell, tear, disintegrate and/or otherwise lose its retaining property. Only then, the water can efficiently extract the coffee and begin to flow through the thus formed coffee bed while coffee extract is formed, so that extracting actually begins later than dissolving (see Fig. 1c). Then, the coffee extract will flow through the first covering 2. Therefore, initially, water and then, as described hereinabove, the coffee extract flows through an inner space 30 of the first covering 2, where the soluble substance 4 will dissolve in the water and/or the coffee extract whereby milk and/or coffee with milk, respectively, is formed. It is also possible that all milk powder has already dissolved when, still, coffee extract flows through the inner space 30 so that only coffee is formed. Fig. 1c shows that most of the milk powder has already dissolved. The milk and/or coffee with milk and/or coffee then flows from the assembly 1 at the discharge side via the bottom sheet 8 of the first covering 2. The milk and/or coffee with milk and/or coffee can thereupon leave the holder via the at least one outflow opening of the holder. Here, it holds that the assembly is placed in a holder which is provided with an inflow opening for a liquid such as water, and an outflow opening for the beverage, while then, a liquid such as hot water is supplied under pressure to the inflow opening of the holder, in particular from an upper side thereof, so that the water flows from the supply side through the assembly for obtaining the beverage whereupon the beverage leaves the assembly via the discharge side and whereafter the beverage is dispensed via at least one discharge opening of the holder. The beverage suitable for consumption leaving the holder can then be collected in a container such as a cup or a mug. However, it is also possible that the beverage is supplied from the holder to a nozzle for preparing a beverage suitable for consumption with a fine-bubble froth layer as described in, for

instance, European patent application EP878158. Here, the outflow opening of the holder can for instance be designed as the nozzle. Thus, cappuccino can be formed. Here, the outflow opening of the holder can be designed as the nozzle of the apparatus according to the European patent application mentioned. As
5 initially, chiefly milk with a fine-bubble froth layer and, secondly, chiefly coffee with milk and/or coffee with a fine-bubble froth layer is supplied to the mug, cappuccino will be formed with at least a fine-bubble froth layer of milk (the froth layer of milk tends to float on the coffee with milk and/or the coffee). Connoisseurs appreciate cappuccino with a froth layer of milk more than
10 cappuccino with a brown froth layer of coffee with milk.

Fig. 2 shows an alternative embodiment of the assembly 1 according to the invention. Here, the first covering 2 and the second covering 18 are both included in an inner space 38 of a third covering 32. In this example, the third covering 32 is provided with a top sheet 34 manufactured from sheet-shaped
15 filter material such as filtering paper, and a bottom sheet 36 manufactured from sheet-shaped filter material such as filtering paper. The bottom sheet 36 and the top sheet 34 are interconnected at their peripheral edges. These peripheral edges form a circumferential connecting seal 39. In this example, the first covering 2 and the second covering 18 are held together by the third
20 covering 32, and the first covering 2 and the second covering 18 are not necessarily directly interconnected. As in this embodiment, the assembly forms one whole it is not necessary, like in the embodiment shown in Fig. 1, to put together the assembly when placing in a holder. Like the assembly of Fig. 1, the assembly according to Fig. 2 may be used for preparing cappuccino or
25 coffee with milk in, for instance, the apparatus according to Fig. 1b.

Fig. 3 shows an alternative embodiment of the assembly 1 according to the invention. Here, the first covering 2 is included in the inner space 28 of a second covering 18. As is the case in the embodiment of Fig. 2, in this embodiment, the assembly forms one whole. The use may be as described with
30 respect to Fig. 1.

Fig. 4 shows an alternative embodiment of the assembly according to the invention. In Fig. 4 too, the assembly 1 is provided with a first covering 2 in which is included a first ingredient, in this example a water-soluble substance 4, in this example milk powder/creamer, and with a second covering 18 manufactured from a sheet-shaped filter material such as filtering paper, in which is included a second ingredient, in this example a product to extract such as ground coffee or tea 14, in the form of a substantially rigid body 16. Here too, the second covering 18 extends above the first covering, at least substantially parallel to the plane 12. In this embodiment, the second covering is provided with the top sheet 20 and an intermediate sheet 40. Here, the intermediate sheet 40 also functions as top sheet of the first covering 2. The first covering is therefore provided with the intermediate sheet 40 and the bottom sheet 8. In this example, the top sheet 20, intermediate sheet 40 and bottom sheet 8 are, once more, manufactured from sheet-shaped filter material such as filtering paper. Naturally, the first covering 2 can be provided with a top sheet which is separate from the bottom sheet 22 of the second covering as discussed in Figs. 1 – 3. In this example, the product to be extracted is designed as a round, flat disc 16 of compressed, ground coffee 14. In this example, the disc is provided with at least one through-flow opening, in this example a plurality of through-flow openings 44, extending through the disc in a direction 26 at right angles to the plane 12, from a first side to a second side, with the first side and the second side lying opposite each other, in this example from the supply side to the discharge side of the disc 16. The through-flow openings preferably have a (hydraulic) diameter in the range of 0.1 – 3 mm, more preferably of 0.2 - 1.4 mm. It is preferred that the disc is provided with a plurality of through-flow openings, preferably 1 – 4 through-flow openings per 10 cm² of a cross-section of the substantially rigid body 16 in the plane 12. The joint surface of the through-flow openings in the top surface of the disc, which extends in the direction of plane 12, is preferably, at most, 30% of the total surface of the top surface of the disc, more preferably 1 - 5 %.

The assembly of Fig. 4 can, once more, be placed in, for instance, a holder known per se of, for instance, an espresso machine as described hereinabove with reference to Fig. 1. Then, hot water is supplied to an upper side of the holder, preferably under pressure. As the through-flow openings 44
5 extend through the substantially rigid body in a flow direction of the liquid, from the supply side to the discharge side of the assembly, the water will first flow through the through-flow openings in the disc 16. Substantially no coffee 14 is extracted then. Thus, the water is supplied to the first covering 2. In the example of Fig. 4, the hot water flows through the intermediate sheet 40 to the
10 inner space 30 of the first covering 2 where the milk powder 4 is dissolved in the water. The solution of milk powder in water then flows, at the outflow side, from the assembly 1 via bottom sheet 8 and can then leave the holder via the at least one outflow opening of the holder. As discussed hereinabove, the thus obtained solution can also be supplied to an apparatus for obtaining a beverage
15 with a fine-bubble froth layer as described in, for instance, European patent application EP0878158. Thus, a foamed milk can be formed for preparing cappuccino. As the milk powder has been dissolved in water in which substantially no coffee extract is present, the foamed milk will have a substantially white colour.

20 When, for some time, for instance a few seconds, water is supplied to the second covering 18, the disc 16 of compressed, ground coffee 14 will begin taking up water. As a result, the disc may soften, swell, crumble or otherwise lose its form-retaining property, so that the through-flow openings 44 can close, for instance silt up with, for instance crumbling coffee particles. This
25 prevents a free passage of the water to the first covering 2. Now, hot water will begin flowing through the formed coffee bed. In the second covering 18, coffee can now be extracted in an efficient manner. The coffee extract leaves the second covering 18 via the intermediate sheet 40 and then enters the first covering 2 because the intermediate sheet 40 also forms the top sheet of the
30 first covering. In the first covering 2, the coffee extract flows through the inner

space 30 where for instance virtually no milk powder 4 will have remained behind. Then, the coffee flows from the assembly 1 of Fig. 4 via the bottom sheet 8. Hereupon, the coffee can leave the holder via the at least one outflow opening of the holder. The coffee may also be supplied to the apparatus for
5 obtaining the beverage with the fine-bubble froth layer. Thus, a foamed coffee (café crème) can be formed which is supplied to the white, foamed milk already formed. As the foamed milk tends to float on the coffee added afterwards, a cappuccino can be prepared with a white foam layer. The dimensions of the through-flow openings are chosen such, and the second ingredient is
10 compressed such that in use, when the disc softens, swells, crumbles or its form-retaining property is otherwise reduced, in a predetermined period of time, for instance under the influence of the water at the presented pressure, the through-flow openings close, for instance silt up with coffee particles or be pressed shut by swelling of surrounding coffee particles. This period of time is
15 chosen such that herein, a predetermined amount of the soluble substance can dissolve in the water. The total surface of the through-flow openings is chosen such that the period of time is preferably 1 – 10 seconds, more preferably 3 – 5 seconds. However, it is also conceivable that after the hot water has flown through the through-flow openings 44 for some time, the through-flow
20 openings are closed in a different manner, for instance in that the through-flow openings are pressed shut in a mechanical manner.

Fig. 5 shows a special variant of the embodiment of Fig. 4. Here, the intermediate sheet 40 is omitted, so that, actually, the disc 16 of compressed, ground coffee 14 and the milk powder 4 are both present in the inner space 30
25 of the first covering 2. The use of the assembly according to Fig. 5 can be as described with reference to Fig. 4.

Fig. 6 shows an alternative embodiment of the assembly 1 according to the invention. In the example of Fig. 6, the assembly comprises a first ingredient, in this example milk powder 4, and a second ingredient, in this
30 example ground coffee 14. The second ingredient forms part of a substantially

rigid body. In this example, the ground coffee 14 is compressed into a disc 16. In the example of Fig. 6, the first ingredient also forms part of the substantially rigid body. In the example of Fig. 6, the first ingredient forms part of a first body portion 15 and the second ingredient forms part of a second body portion 17 of the substantially rigid body. In Fig. 6, the second body portion is provided with through-flow openings 44. However, it is also possible that the second body portion 17 is not provided with through-flow openings and/or that the first body portion 15 is provided with through-flow openings. In this embodiment, it is possible to compress the substantially rigid body comprising the first body portion with the milk powder and the second body portion with the ground coffee in a manner such, and/or provide it with a surface structure or surface layer such that in use, either first, milk powder dissolves and then coffee is extracted, or, first coffee is extracted and then milk powder dissolves.

In the example of Fig. 6, the first and second ingredient have not been mixed but are separated from each other, however, it is also possible that in mixed form, the first and second ingredient form part of the substantially rigid body. It is also possible that the first ingredient forms part of a second substantially rigid body which is not connected to the substantially rigid body of which the second ingredient forms part. The variants described with reference to Fig. 6 can be used as described hereinabove for the variant according to Figs. 1 – 5.

Fig. 7 shows an alternative embodiment of the assembly according to the invention. In Fig. 7, the assembly 1 is further provided with a reinforcing body 46, which, by way of example, is designed as a disc of plastic or metal, provided with holes 48. The reinforcing body can also be manufactured from for instance cardboard, rubber and/or biodegradable material. The reinforcing body serves to prevent the disc 16 of compressed coffee from breaking. A crack in the disc may cause the passage of an unknown amount of water through the

disc 16, without extraction of coffee, which may adversely affect the quality of the coffee brewed, or at least render it unreproducible.

The width over which the disc 16 and/or the second covering 18 of the assembly 1 from Figs. 1 – 7 extend in cross direction B is preferably at least as great as, and, in the examples, corresponds to the width over which the soluble substance 4 and/or the first covering 2 extend in the direction of the plane 12. As a result, the first and the second covering 2, 18 can simply be included in the holder 50 which is provided with the at least one outflow opening 52. Here, the first covering rests on the bottom of the holder 54, while the second covering is positioned on top of the first covering (see Figs. 1a, 1b, 8a and 8b). Thereupon, hot water can be supplied to the upper side of the holder for preparing the beverage suitable for consumption. In particular, the water is supplied under pressure. This pressure can take the usual values for preparing espresso or coffee with the Senseo system.

An additional advantage of the disc 16 of compressed, ground coffee 14 in the examples is that the substance to extract can be compressed such that under the influence/action of the water, the volume of the disc can increase, for instance expand or swell, while the volume of the soluble substance present in the first covering decreases because it dissolves and disappears from the first covering. The substance to extract can be compressed such that, under the action of the liquid, the substance to extract expands or swells to such an extent that the volume of the soluble substance disappearing through dissolution from the assembly is substantially filled up by the extractable substance. As a result, the extraction process is not uncontrollably influenced because a displacement and/or deformation of the assembly as a result of a deformation through volume decrease of the first covering hardly takes place, if at all. This holds not only when the second covering rests in the holder on the first covering, but also when the second covering is located in the holder below the first covering. In the examples, the substance to extract is designed as a disc, optionally provided with through-flow openings. However,

it is also possible to design the substance to extract as at least two rigid bodies which bodies extend, for instance, substantially side by side in the direction of the plane 12. Here, an optionally predetermined intermediate space between the at least two rigid bodies can allow a liquid flow, for instance to the soluble
5 substance or to the outflow opening. The intermediate space can then for instance be formed in that the at least two rigid bodies are provided with projections for maintaining a mutual distance. The intermediate space can also be formed in that a third body is located between the rigid bodies. The at least two rigid bodies can be compressed and/or designed such that the intermediate
10 space is closed under the action of the liquid.

In the examples it is described that the beverage can be supplied from the holder to a nozzle for preparing a beverage suitable for consumption with a fine-bubble froth layer such as described in, for instance, European patent application EP0878158, wherein a liquid jet squirts from the nozzle in a
15 liquid surface. It is also possible to supply the beverage to alternative apparatus for generating a fine-bubble froth layer. Examples of these apparatus are described, inter alia, in European patent application EP131799, wherein the liquid jet squirts into a buffer reservoir provided with a liquid flow decelerating barrier, and EP1317200, wherein the liquid jet squirts to a
20 roughened surface, and in international patent application WO2003/105642, wherein the liquid jet squirts on a jet impact element with a top which is clear from an inner wall of a chamber in which the jet impact element is included. In addition, it is also possible to provide, in the assembly, a soluble and/or extractable substance which upon or after dissolution and/or extraction forms
25 a foam layer in the liquid (example self-foaming creamer).

The sheet-shaped filter material can also consist of a small plate of, for instance, metal or plastic in which small openings have been provided. The sheet-shaped filter material can also consist of a net-shaped material provided with woven threads wherebetween openings are formed. Additionally, the
30 assembly can be designed such that it can be opened. This may for instance be

done by providing the top sheet so as to be removable. Then, after use, the assembly can be opened and refilled with the first and/or the second ingredient. The assembly can also be used in apparatus in which water is not supplied under pressure to the assembly (pouring water on).

5 In addition to being round, the assembly can also have other shapes such as a rectangular, square or oval shape.

 In particular, it further holds with the holder 50 and the first covering 1 as shown in Figs. 8a and 8b, that for instance the holder 50 and the first covering 1 are interconnected before the substantially rigid body or the second covering 18 is placed in the holder. Here, it is preferred that the first covering and the holder are of integrated design. Therefore, it holds that the first covering is further provided with a holder with a receiving space for receiving the substantially rigid body or a second covering which is filled with a second ingredient such as ground coffee or tea, while the first covering is located beneath the receiving space and is in fluid communication with the receiving space. The first covering and the holder then form, for instance, a 'disposable holder'. The second covering 18 too can be connected to the first covering 1 and/or the holder 50.

 In each of the assemblies described with reference to, for instance, Figs. 1, 3, 4, 5, 7, 8a and 8b, the top sheet of the second covering can be manufactured from a liquid-tight sheet, arranged such that it can be pulled away. In each of the assemblies described with reference to, for instance, Figs. 1, 3, 6, 8a and 8b, the top sheet of the first covering can be manufactured from a liquid-tight sheet, arranged such that it can be pulled away. In the example described with reference to Fig. 2, the top sheet of the third covering can be manufactured from a liquid-tight sheet arranged such that it can be pulled away. The pull-away sheet can be removed before water is added to the assembly, when it is, for instance, placed in the holder 50. Here, it holds in particular that the at least one pull-away layer is tearable and is removed

before placing the first covering in the holder and placing the second covering thereon or thereunder.

In use, the holder according to Fig. 8a can also take up other positions when water under pressure is supplied to the holder, for instance, the holder 50 can also stand on one side or upside down. It is also conceivable that other sorts of holders are used while the water is supplied to, for instance, a side or an underside of the holder. The first covering 1 can also be further characterized in that on the top sheet is provided a separating body with a number of passage openings, more particularly a water distribution plate such as a shower head plate. The passage openings can vary in number, position and (hydraulic) diameter. It is also possible that with the first covering, the top sheet and the bottom sheet form one and the same sheet. Here, the notion of top sheet and the notion of bottom sheet are not limited to two different sheets interconnected to each other. With the covering, other sheets too, or a single sheet can form a (fictitious) top sheet and bottom sheet. The bottom sheet can therefore also be a part of at least one sheet reaching to the upper side of the assembly. This holds completely analogously for the top sheet: this too may be partly formed from a sheet reaching to the underside of the assembly. All this holds also for the second covering.

In the examples, the first ingredient comprises the soluble substance, namely milk powder/creamer. Other soluble substances such as powder for cocoa and powder for obtaining other flavours and variants, or extractable substances are also conceivable. It is also conceivable that the substance has a different form from the powder form. The soluble substance may also comprise a concentrate and/or an extract. In the examples, the second ingredient comprises the extractable substance, that is ground coffee. Other extractable substances such as tea, or soluble substances are also conceivable. In the examples, the rigid body is obtained by compressing ground coffee. It is also conceivable that the substantially rigid body is obtained in an alternative manner, such as for instance by gluing ground coffee with a glue or gel suitable

2006206849 16 Aug 2012

- 19 -

for consumption and which is preferably soluble in the liquid. Further, the top sheet and the bottom sheet of the first covering can also form, at their outside, a concave or convex surface. In that case, the top sheet 6 and the bottom sheet 8 are also at least substantially parallel to the plane 12. In each of the examples, it is possible too that the soluble substance 4 and the extractable substance 14 are interchanged. Here, the soluble substance 4 comes to lie above the product 14 to be extracted. It is also possible that the assembly is provided with several soluble substances and/or several extractable substances. It is also possible that the first and/or second ingredient comprises a substance which, after dissolution in the liquid, forms a foam. Here, it is possible that the substances to extract and/or the soluble substances are located both upstream and downstream of the soluble substances and/or substances to extract, respectively. The solubility of the soluble substances, when this is in powder form, can be further increased by agglomerating the powder. Such variants too are each understood to fall within the framework of the invention.

15 The reference in this specification to any prior publication (or information derived from it), or to any matter which is known, is not, and should not be taken as an acknowledgment or admission or any form of suggestion that that prior publication (or information derived from it) or known matter forms part of the common general knowledge in the field of endeavour to which this specification relates.

2006206849 16 Aug 2012

- 20 -

THE CLAIMS DEFINING THE INVENTION ARE AS FOLLOWS:

1. An assembly for preparing a beverage suitable for consumption, provided with a supply side, for supplying, during use, a liquid such as water to the assembly, and a discharge side for discharging, during use, the beverage suitable for consumption of the assembly, further provided with a first covering and a first ingredient included in the first covering, the first ingredient, suitable as an additive, comprising one of a powder, a concentrate or an extract soluble or extractable in the liquid such as water, and a second ingredient comprising a substance, such as ground coffee or tea, soluble or extractable in the liquid, wherein only the second ingredient is compressed or glued and forms part of a substantially rigid body.
2. An assembly according to claim 1, wherein the first ingredient comprises a substance such as milk powder/creamer, sugar and such additives, soluble in the liquid.
3. An assembly according to claim 1 or 2, wherein the second ingredient comprises a substance to extract such as ground coffee or tea.
4. An assembly according to any one of the preceding claims, wherein the first ingredient and the second ingredient are separated from each other.
5. An assembly according to any one of the preceding claims, wherein the first covering and the substantially rigid body are designed to be substantially relatively flat, and extend substantially parallel to each other.
6. An assembly according to claim 4, wherein the substantially rigid body is provided with at least one through-flow opening, extending through the rigid body from a first side to a second side, with the first side and second side lying opposite each other.

2006206849 16 Aug 2012

- 21 -

7. An assembly according to claims 5 or 6, wherein the first side, second side, the covering and the substantially rigid body extend substantially parallel to each other.
8. An assembly according to claim 6 or 7, wherein the substantially rigid body is provided with at least one through-flow opening extending through the rigid body from the first side to the second side.
9. An assembly according to any one of claims 6 to 8, wherein the at least one through-flow opening extends in a direction from the supply side to the discharge side.
10. An assembly according to any one of claims 6 to 9, wherein the at least one through-flow opening has a (hydraulic) diameter in the range of 0.01 — 3 mm, preferably 0.2 - 1.4 mm.
11. An assembly according to any one of claims 6 to 10, wherein a total surface of the at least one through-flow opening is preferably 0 - 30%, more preferably 1 - 5%, of a total surface of the side of the substantially rigid body in which the at least one through-flow opening is situated.
12. An assembly according to any one of the preceding claims, wherein the substantially rigid body is formed by compressing the second ingredient and, optionally, the first ingredient to 20 - 70% of the volume in non-compressed condition, preferably to 40 - 60%, in particular to substantially 50%.
13. An assembly according to any one of claims 6 to 11, wherein the substantially rigid body is designed for closing, in use, under the action of the liquid, the at least one through-flow opening.
14. An assembly according to claims 3 and 13, wherein at least the substance to extract is compressed such and the at least one through-flow opening has dimensions

2006206849 16 Aug 2012

- 22 -

such that, in use, under the action of the liquid, the at least one substantially rigid body swells and/or crumbles to such an extent that the at least one through-flow opening substantially closes.

5 15. An assembly according to claim 4, wherein, viewed in the direction from the supply side to the discharge side, the second ingredient is located upstream with respect to the first ingredient.

10 16. An assembly according to claim 4, wherein, the first ingredient extends substantially parallel to the second ingredient.

15 17. An assembly according to any one of the preceding claims, wherein the assembly has a flat shape and extends substantially in a plane while, in the direction of the plane, the assembly has dimensions greater than in a direction perpendicular to the plane.

18. An assembly according to any one of the preceding claims, wherein the assembly is of disc-shaped design.

20 19. An assembly according to any one of the preceding claims, wherein the second ingredient extends in cross direction of the assembly over a width corresponding at least to a width over which the first ingredient extends.

25 20. An assembly according to claims 2, 3 and 19, wherein the width over which the substance to extract extends is greater than the width over which the soluble substance extends.

21. An assembly according to any one of the preceding claims, wherein the at least one substantially rigid body has a flat shape and extends substantially in a plane.

2006206849 16 Aug 2012

- 23 -

22. An assembly according to claims 8 and 21, wherein the substantially rigid body is provided with 1 - 4 feed-through openings per 10 cm² of a cross section of the substantially rigid body in the plane.
- 5 23. An assembly according to claim 21 or 22, wherein a cross-section of the rigid body in the plane is equal to 75 to 18000 mm², more preferably is equal to 1200 mm² to 5000 mm².
- 10 24. An assembly according to any one of claims 21 - 23, wherein the substantially rigid body has the shape of a round disc.
25. An assembly according to any one of the preceding claims, wherein the second ingredient is included in the first covering.
- 15 26. An assembly according to any one of the preceding claims, wherein the second ingredient is included in a second covering.
27. An assembly according to claim 26, wherein the first covering and the second covering are included in a third covering.
- 20 28. An assembly according to claim 26 or claim 27, wherein the first and the second covering are interconnected.
- 25 29. An assembly according to claim 25, wherein the first covering is at least substantially manufactured from a sheet-shaped filter material, for instance filtering paper.
- 30 30. An assembly according to claim 26, wherein the second covering is at least substantially manufactured from a sheet-shaped filter material, for instance filtering paper.

2006206849 16 Aug 2012

- 24 -

31. An assembly according to claim 27, wherein the third covering is at least substantially manufactured from a sheet-shaped filter material, for instance filtering paper.
- 5 32. An assembly according to any one of claims 25 to 31, wherein the first, second and/or third covering is at least partly manufactured from a liquid-tight sheet, which is arranged so it can be pulled away or is at least partly manufactured from a filter material allowing liquid such as water or a coffee extract to pass.
- 10 33. An assembly according to any one of the preceding claims, wherein the assembly is provided with a reinforcing body to substantially prevent the substantially rigid body from breaking.
34. An assembly according to claim 33, wherein the reinforcing body is
15 manufactured from a plastic such as a plastic, metal, cardboard, rubber and/or bio-degradable material.
35. An assembly according to any one of the preceding claims, wherein the first
20 and/or second ingredient comprises a substance which, after dissolution in the liquid, creates a foam.
36. A pad further provided with a covering manufactured from a sheet-shaped filter material such as filtering paper in which the substantially rigid body is included.
- 25 37. A method for preparing a beverage suitable for consumption according to any one of claims 1 to 35, wherein the assembly is placed in a holder which is provided with an inflow opening for a liquid such as water, and an outflow opening for the beverage and wherein, thereupon, a liquid such as hot water is supplied, under pressure, to the inflow opening of the holder, in particular from an upper side thereof,
30 so that the water flows from the supply side through the assembly for obtaining the

2006206849 16 Aug 2012

- 25 -

beverage, whereupon the beverage leaves the assembly via the discharge side, whereafter the beverage is dispensed via at least one discharge opening of the holder.

38. A method according to claim 37, wherein use is made of the assembly
5 according to claims 2, 3, 6 and 15, wherein the liquid first flows through the at least one through-flow opening to the soluble substance such that at least a part of the soluble substance dissolves and leaves the holder via the outflow opening, whereupon, the at least one through-flow opening is closed off so that the water is then pressed substantially through the substantially rigid body, thereby extracting the substance to
10 extract, whereafter the thus obtained beverage, with a part of the soluble substance optionally dissolved therein, leaves the holder via the outflow opening.

39. A method according to claim 38, wherein the at least one through-flow opening is closed off in that the rigid body swells and/or dissolves under the action of the liquid.
15

40. A method according to any one of claims 37 to 39, wherein the substantially rigid body is compressed such, that in use, under the action of the liquid, the substantially rigid body swells to such an extent that the volume of the soluble substance disappearing from the assembly through dissolution is filled up substantially
20 by the substance to extract.

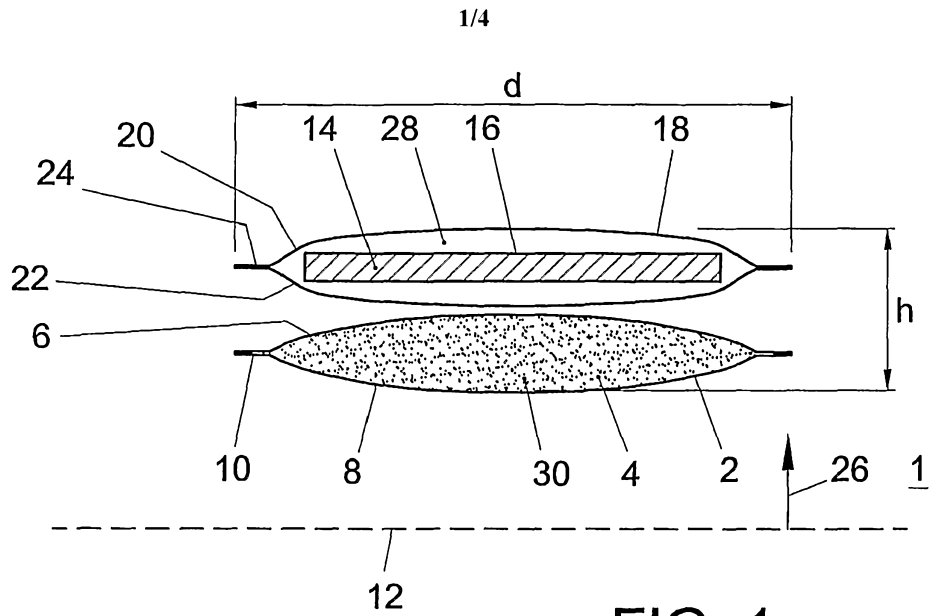


FIG. 1a

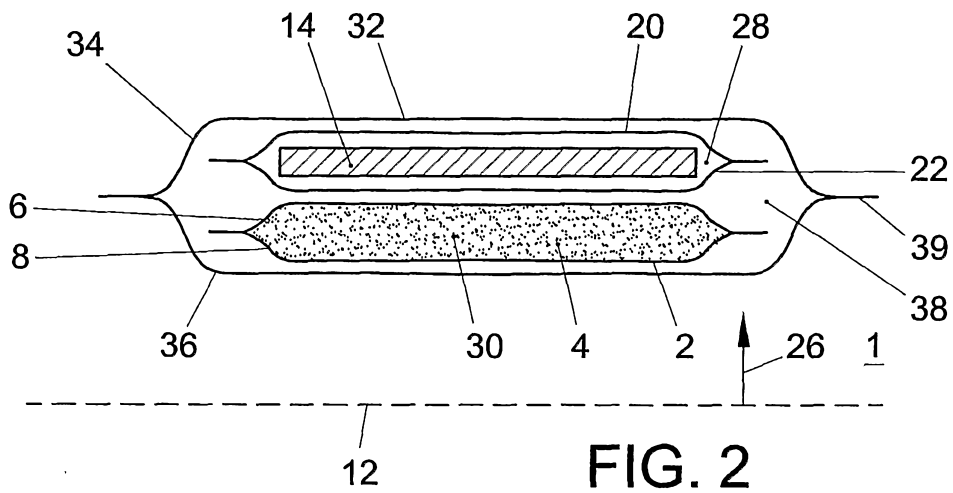


FIG. 2

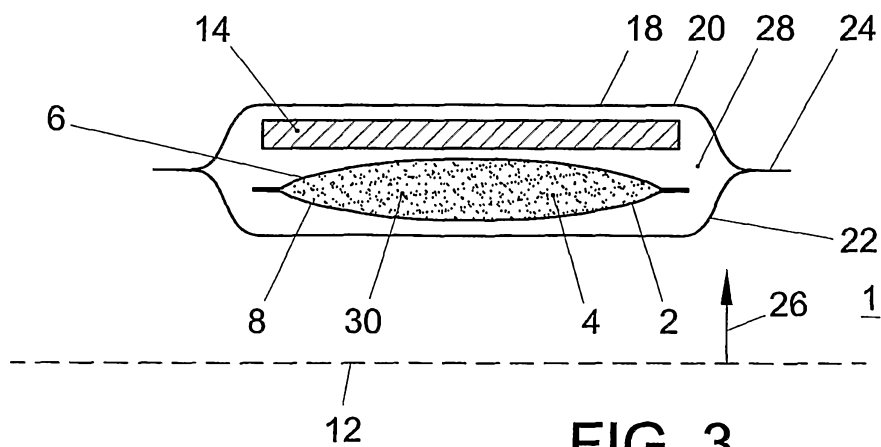


FIG. 3

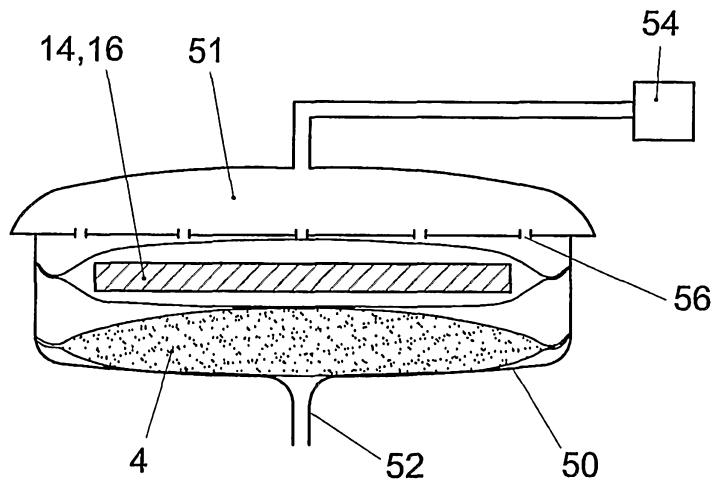


FIG. 1b

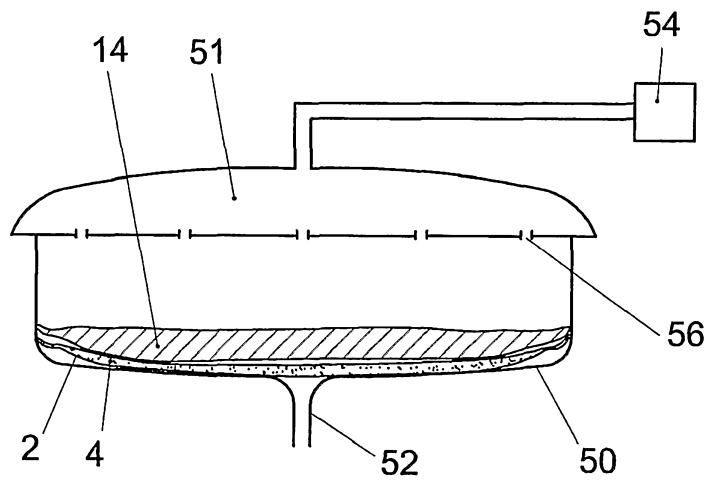


FIG. 1c

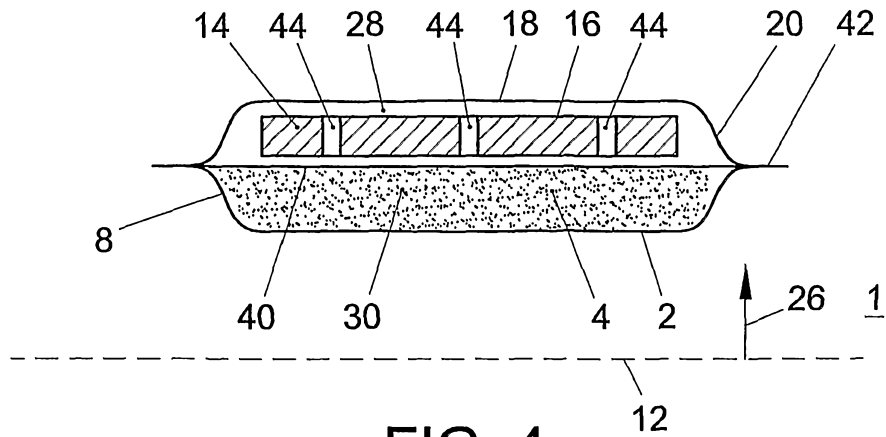


FIG. 4

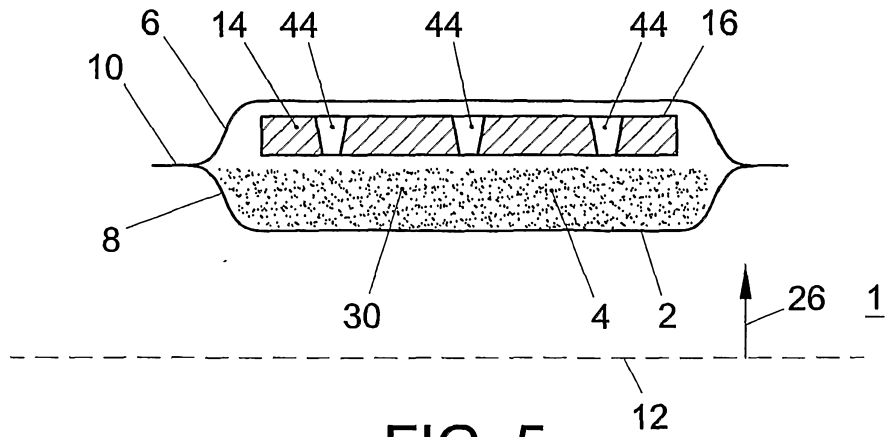


FIG. 5

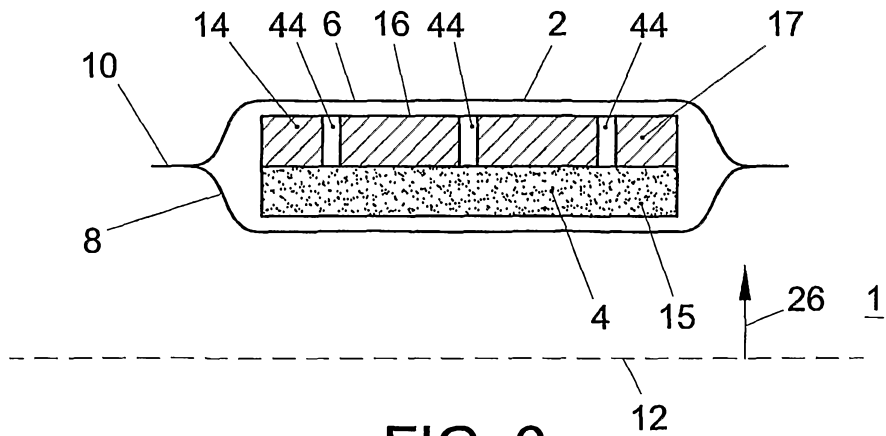


FIG. 6

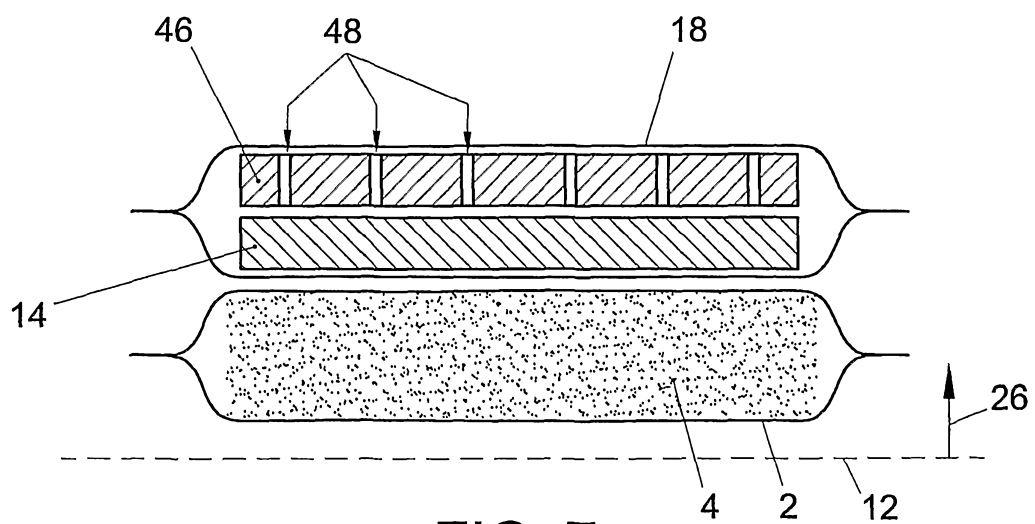


FIG. 7

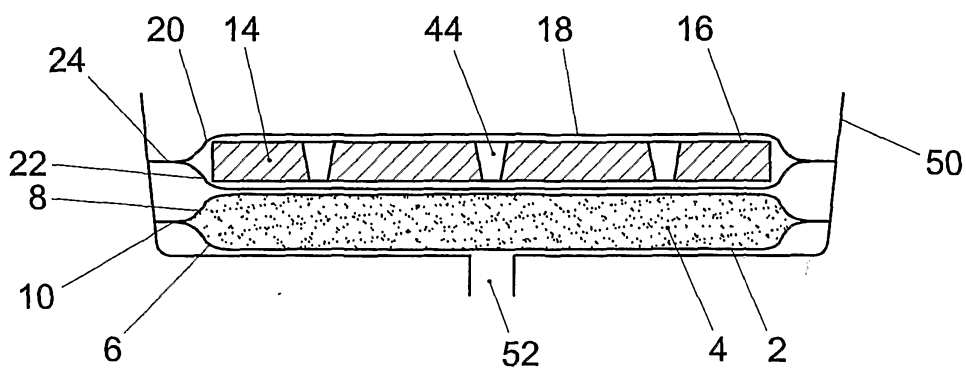


FIG. 8A

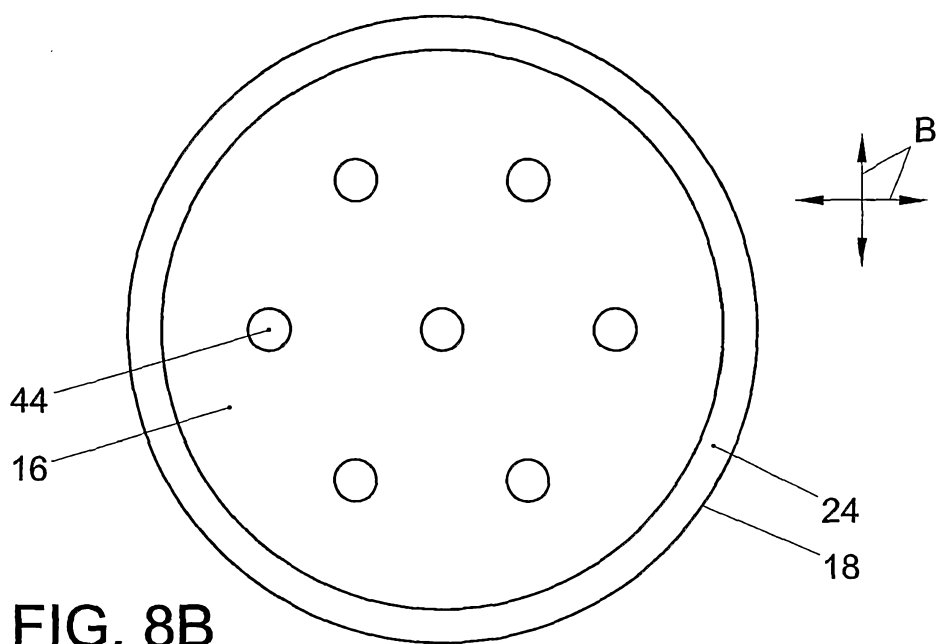


FIG. 8B