



US00D630138S

(12) **United States Design Patent**
Bucher et al.

(10) **Patent No.:** **US D630,138 S**

(45) **Date of Patent:** **** Jan. 4, 2011**

(54) **VEHICLE UPPER GRILLE**

D607,787 S * 1/2010 Golden et al. D12/163
D610,495 S * 2/2010 Bucher et al. D12/163

(75) Inventors: **George Bucher**, Dearborn, MI (US);
Melvin Betancourt, Shelby Township,
MI (US); **Brian Izard**, Northville, MI
(US)

(73) Assignee: **Ford Motor Company**, Dearborn, MI
(US)

(**) Term: **14 Years**

(21) Appl. No.: **29/356,257**

(22) Filed: **Feb. 23, 2010**

(51) **LOC (9) Cl.** **12-16**

(52) **U.S. Cl.** **D12/163**

(58) **Field of Classification Search** D12/163,
D12/196, 171, 169, 216, 90-92, 86; 180/68.1,
180/68.6; 296/193.11

See application file for complete search history.

(56) **References Cited**

U.S. PATENT DOCUMENTS

D480,997 S * 10/2003 DeBerti D12/163
D491,495 S * 6/2004 Metros et al. D12/163
D524,200 S * 7/2006 Yagi et al. D12/163
D532,722 S * 11/2006 Suzuki et al. D12/163
D537,019 S * 2/2007 Pfeiffer D12/163
D561,068 S * 2/2008 Golden et al. D12/163
D584,996 S 1/2009 Jamieson et al.
D585,796 S * 2/2009 Nagasaka et al. D12/163
D600,170 S * 9/2009 Endoh D12/163

OTHER PUBLICATIONS

Ford Concept Ecosport At, 2006 Sao Paulo Brazil Auto Show.
Ford Concept Explorer America, Jan. 2008 NA Auto Show.
Ford Explorer 4.0 Limited, Jan. 2009 NA Auto Show.

* cited by examiner

Primary Examiner—Melody N Brown

(74) *Attorney, Agent, or Firm*—Damian Porcari

(57) **CLAIM**

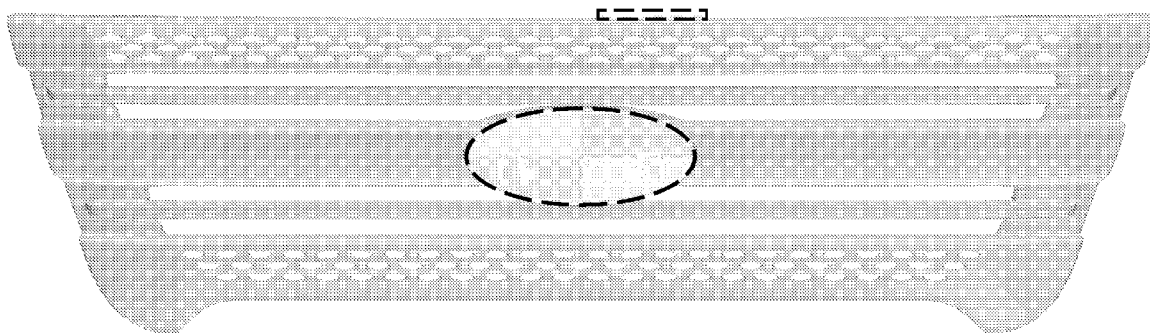
An ornamental design for a vehicle upper grille, as shown and described.

DESCRIPTION

FIG. 1 is a top plan view of a vehicle upper grille;
FIG. 2 is a bottom plan view of the vehicle upper grille;
FIG. 3 is a front elevational view of the vehicle upper grille;
FIG. 4 is a left side elevational view of the vehicle upper grille;
FIG. 5 is a right side elevational view of the vehicle upper grille; and,
FIG. 6 is a perspective view of the vehicle upper grille.

The broken lines and the lighter contrast areas shown throughout the drawing are shown for illustrative purpose only and form no part of the claimed design.

1 Claim, 6 Drawing Sheets



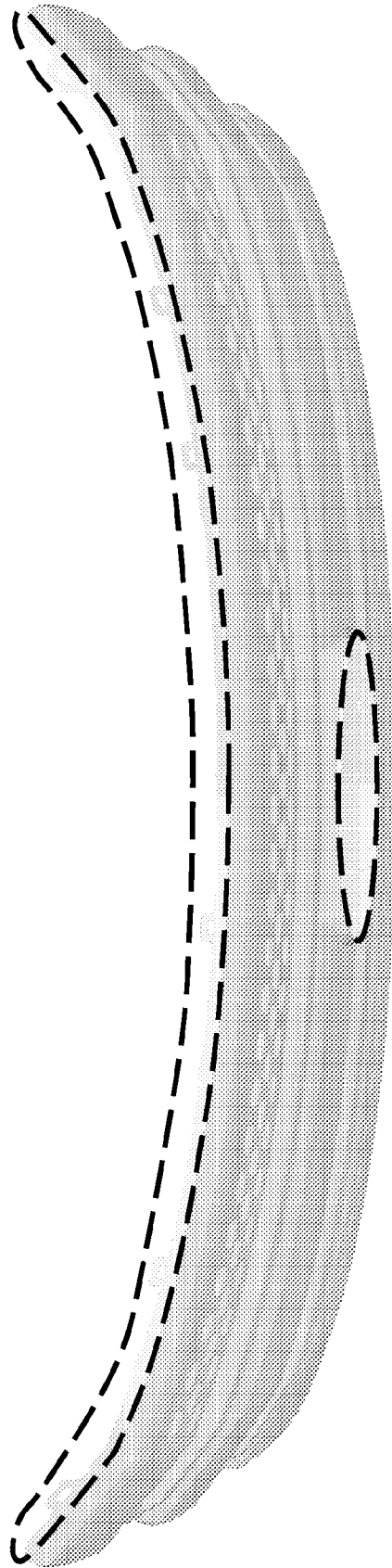



Figure 1

Figure 2



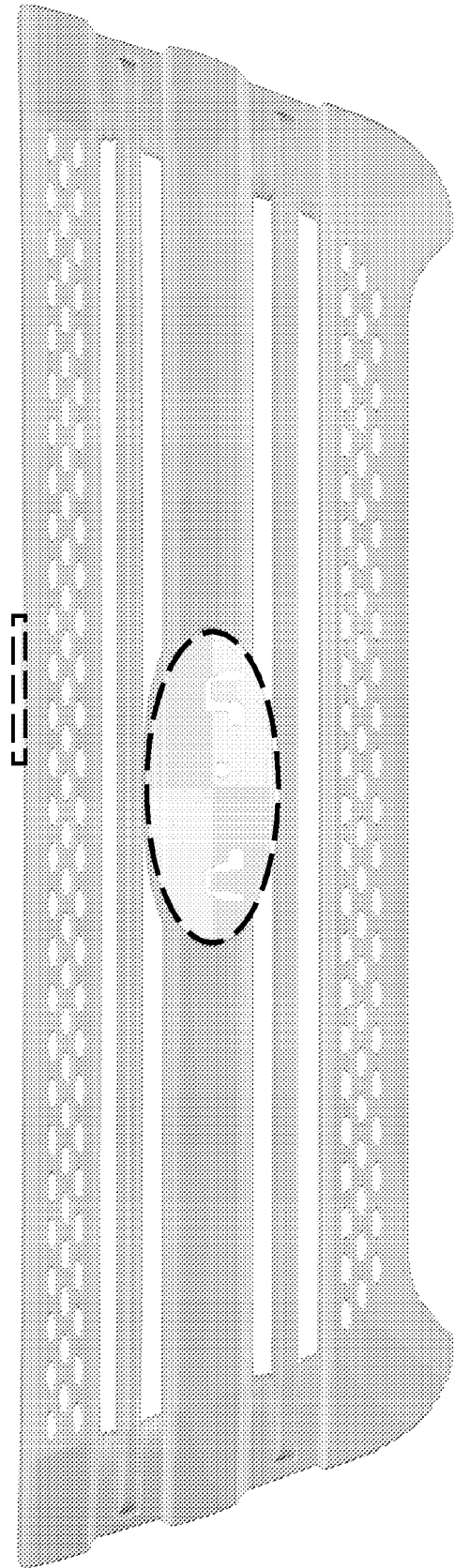


Figure 3

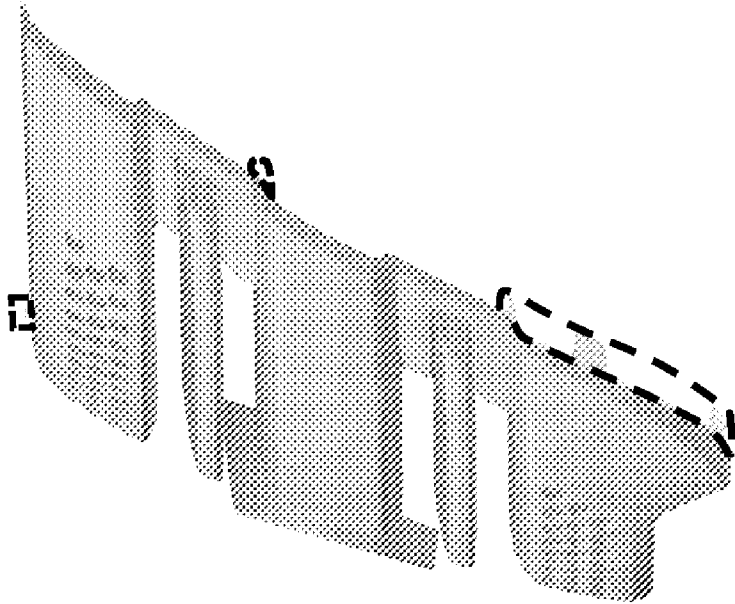


Figure 4




Figure 5

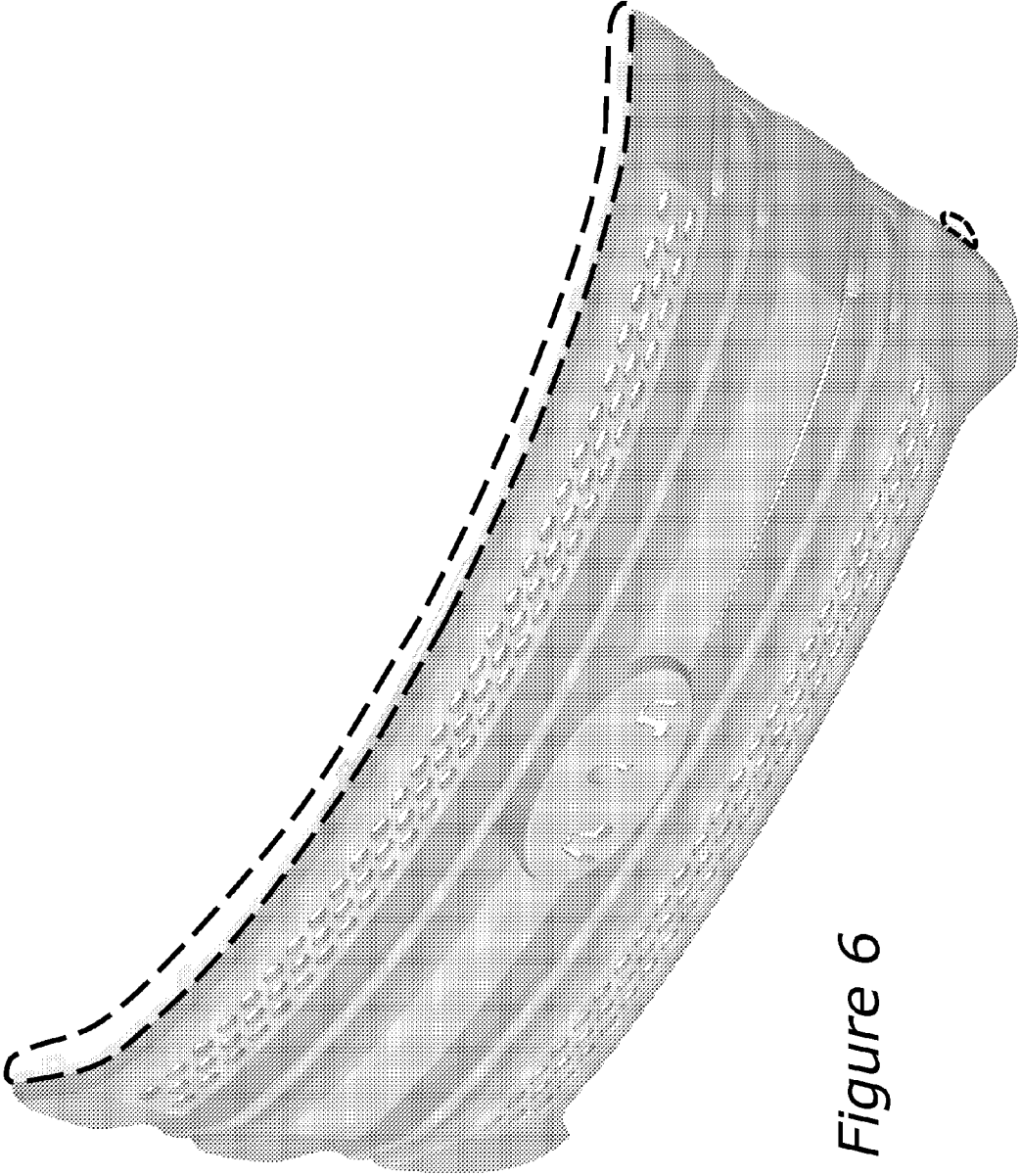


Figure 6