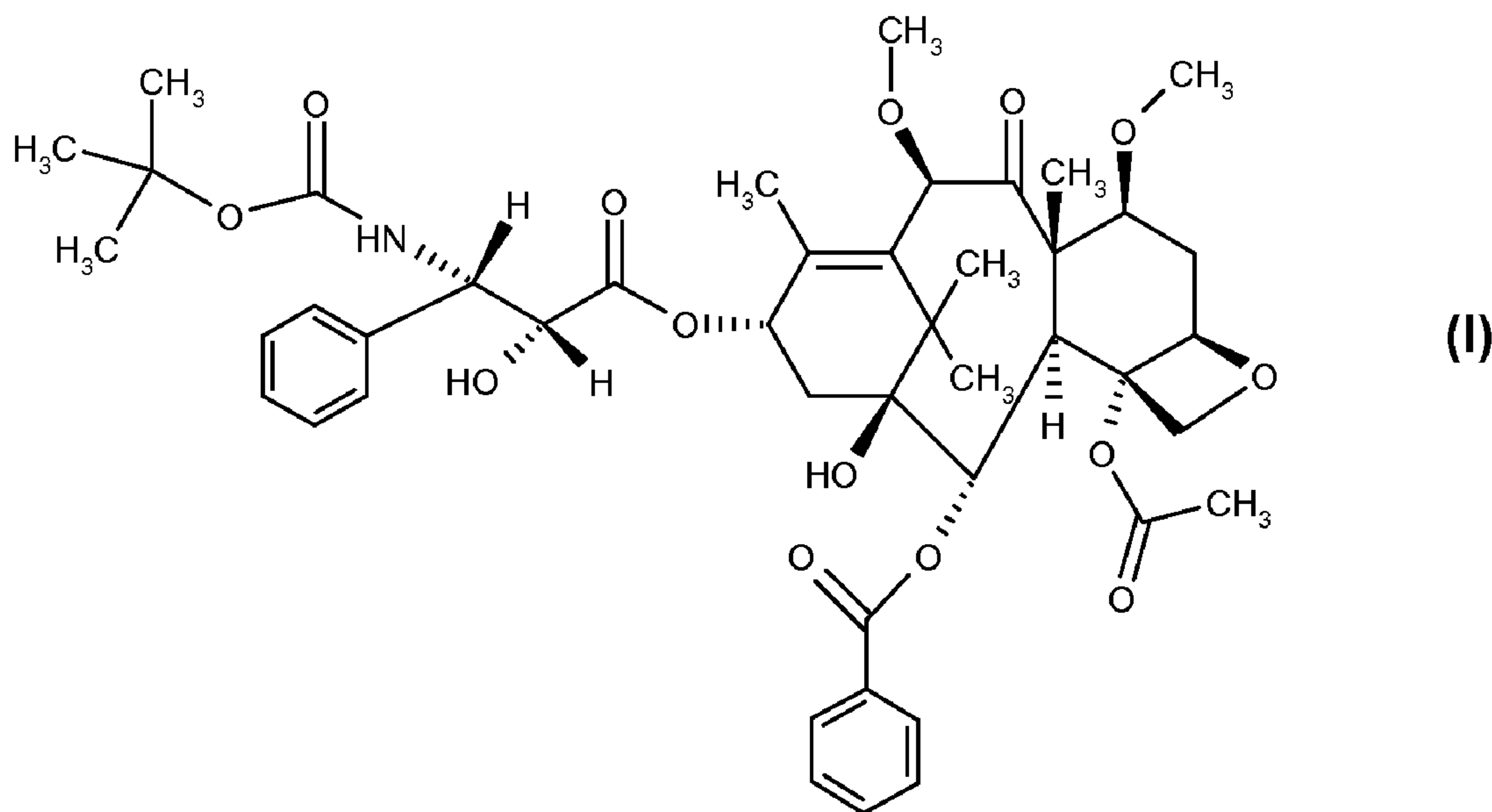




(86) Date de dépôt PCT/PCT Filing Date: 2010/10/27
(87) Date publication PCT/PCT Publication Date: 2011/05/05
(85) Entrée phase nationale/National Entry: 2012/04/25
(86) N° demande PCT/PCT Application No.: IB 2010/054866
(87) N° publication PCT/PCT Publication No.: 2011/051894
(30) Priorités/Priorities: 2009/10/29 (US61/256,160);
2010/01/11 (US61/293,903); 2010/06/17 (US61/355,834);
2010/06/17 (US61/355,888); 2010/08/02 (US61/369,929);
2010/09/17 (US61/383,933); 2010/10/05 (US61/389,969)

(51) Cl.Int./Int.Cl. *A61K 31/164* (2006.01),
A61K 31/56 (2006.01), *A61K 45/06* (2006.01),
A61P 35/00 (2006.01)
(71) Demandeur/Applicant:
AVENTIS PHARMA S.A., FR
(72) Inventeur/Inventor:
GUPTA, SUNIL, US
(74) Agent: ROBIC

(54) Titre : NOUVELLE UTILISATION ANTITUMORALE DU CABAZITAXEL
(54) Title: NOVEL ANTITUMORAL USE OF CABAZITAXEL



(57) Abrégé/Abstract:

The invention relates to a compound of Formula (I): which may be in base form or in the form of a hydrate or a solvate, in combination with prednisone or prednisolone, for its use as a medicament in the treatment of prostate cancer, particularly metastatic prostate cancer, especially for patients who are not catered for by a taxane-based treatment.



(12) INTERNATIONAL APPLICATION PUBLISHED UNDER THE PATENT COOPERATION TREATY (PCT)

(19) World Intellectual Property Organization
International Bureau(43) International Publication Date
5 May 2011 (05.05.2011)(10) International Publication Number
WO 2011/051894 A1

(51) International Patent Classification:

A61K 31/164 (2006.01) A61K 45/06 (2006.01)
A61K 31/56 (2006.01) A61P 35/00 (2006.01)

(21) International Application Number:

PCT/IB2010/054866

(22) International Filing Date:

27 October 2010 (27.10.2010)

(25) Filing Language:

English

(26) Publication Language:

English

(30) Priority Data:

61/256,160	29 October 2009 (29.10.2009)	US
61/293,903	11 January 2010 (11.01.2010)	US
61/355,834	17 June 2010 (17.06.2010)	US
61/355,888	17 June 2010 (17.06.2010)	US
61/369,929	2 August 2010 (02.08.2010)	US
61/383,933	17 September 2010 (17.09.2010)	US
61/389,969	5 October 2010 (05.10.2010)	US

(81) Designated States (unless otherwise indicated, for every kind of national protection available): AE, AG, AL, AM, AO, AT, AU, AZ, BA, BB, BG, BH, BR, BW, BY, BZ, CA, CH, CL, CN, CO, CR, CU, CZ, DE, DK, DM, DO, DZ, EC, EE, EG, ES, FI, GB, GD, GE, GH, GM, GT, HN, HR, HU, ID, IL, IN, IS, JP, KE, KG, KM, KN, KP, KR, KZ, LA, LC, LK, LR, LS, LT, LU, LY, MA, MD, ME, MG, MK, MN, MW, MX, MY, MZ, NA, NG, NI, NO, NZ, OM, PE, PG, PH, PL, PT, RO, RS, RU, SC, SD, SE, SG, SK, SL, SM, ST, SV, SY, TH, TJ, TM, TN, TR, TT, TZ, UA, UG, US, UZ, VC, VN, ZA, ZM, ZW.

(84) Designated States (unless otherwise indicated, for every kind of regional protection available): ARIPO (BW, GH, GM, KE, LR, LS, MW, MZ, NA, SD, SL, SZ, TZ, UG, ZM, ZW), Eurasian (AM, AZ, BY, KG, KZ, MD, RU, TJ, TM), European (AL, AT, BE, BG, CH, CY, CZ, DE, DK, EE, ES, FI, FR, GB, GR, HR, HU, IE, IS, IT, LT, LU, LV, MC, MK, MT, NL, NO, PL, PT, RO, RS, SE, SI, SK, SM, TR), OAPI (BF, BJ, CF, CG, CI, CM, GA, GN, GQ, GW, ML, MR, NE, SN, TD, TG).

(71) Applicant (for all designated States except US): AVENTIS PHARMA S.A. [FR/FR]; 20 avenue Raymond Aron, F-92160 Antony (FR).

(72) Inventor; and

(75) Inventor/Applicant (for US only): GUPTA, Sunil [US/US]; c/o Sanofi-Aventis US, Inc., 1041 Routes 202-206 Mail Code: D-303A, Bridgewater, New Jersey 08807 (US).

(74) Agent: GASLONDE, Aude; c/o Sanofi-Aventis, Patent Department, 174 avenue de France, F-75013 Paris (FR).

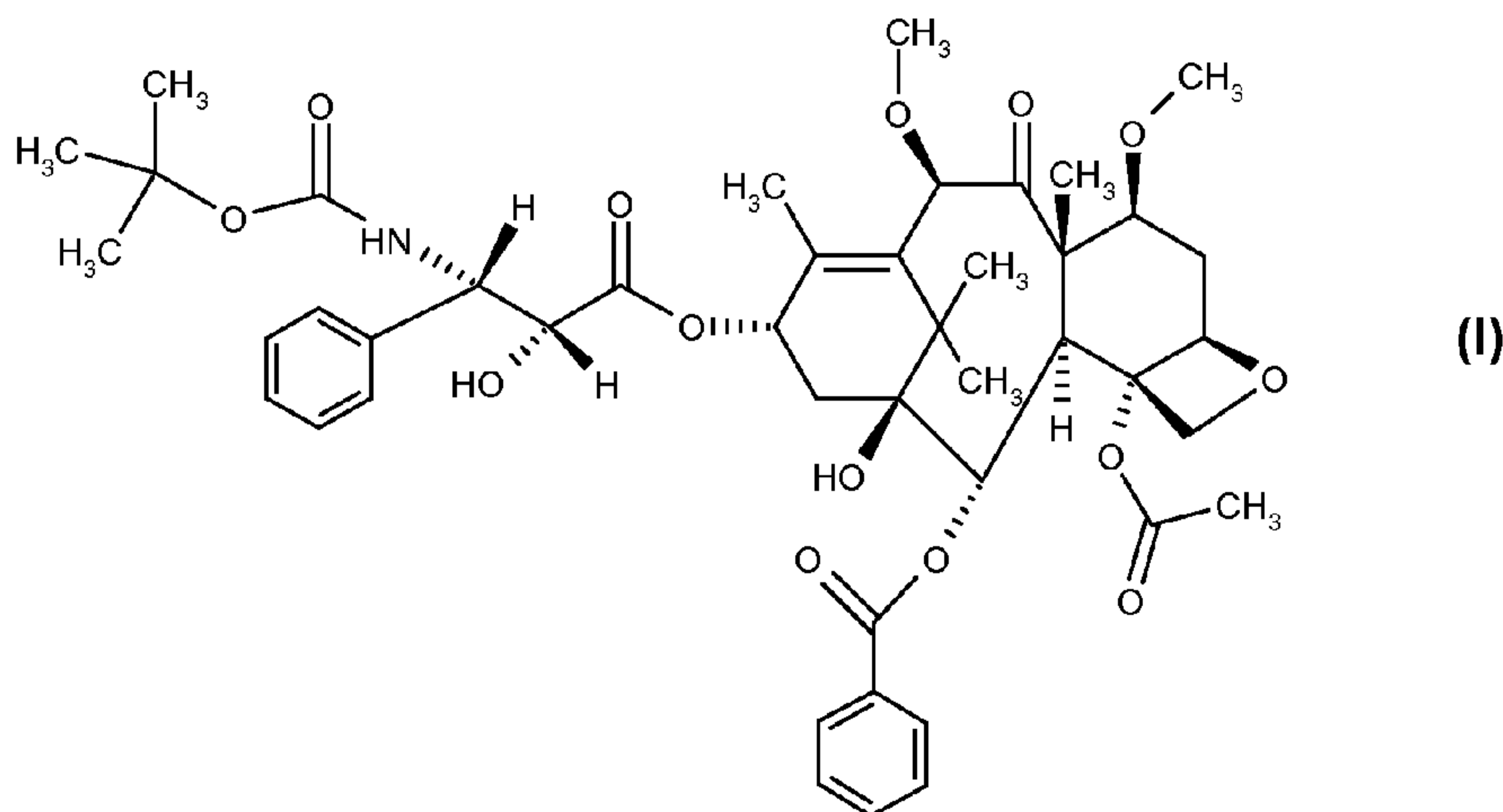
Declarations under Rule 4.17:

— of inventorship (Rule 4.17(iv))

Published:

— with international search report (Art. 21(3))
— before the expiration of the time limit for amending the claims and to be republished in the event of receipt of amendments (Rule 48.2(h))

(54) Title: NOVEL ANTITUMORAL USE OF CABAZITAXEL



(57) Abstract: The invention relates to a compound of Formula (I): which may be in base form or in the form of a hydrate or a solvate, in combination with prednisone or prednisolone, for its use as a medicament in the treatment of prostate cancer, particularly metastatic prostate cancer, especially for patients who are not catered for by a taxane-based treatment.

NOVEL ANTITUMORAL USE OF CABAZITAXEL

The present invention relates to a novel antitumoral use of cabazitaxel in the treatment of prostate cancer, which may be metastatic, especially for patients who are not catered for by a taxane-based treatment. In particular, the present invention relates to the use of cabazitaxel in the treatment of patients with castration resistant metastatic prostate cancer, who have been previously treated with a docetaxel based regimen, an unmet medical need.

[Technical problem]

Prostate cancer affects a large proportion of the male population worldwide: 680 000 cases worldwide in 2002; it is predicted that there will be 900 000 new cases per year up to 2010 (*CA Cancer J. Clin.*, **2005**, 55, 74-108). It is the most frequently occurring cancer in men after lung cancer.

Prostate cancer is generally treated at the start by depriving the androgenic hormones, i.e. by surgical excision of the testicles **The Current State of Hormonal Therapy for Prostate Cancer** *CA Cancer J. Clin.*, May 2002; 52: 154-179, or by radiotherapy treatment **External beam radiation therapy for prostate cancer** *CA Cancer J. Clin.*, Nov. 2000; 50: 349-375. Treatments with antiandrogens or hormone manipulations are associated with responses of short duration and without any improvement in the survival time.

The use of cytotoxic chemotherapy is not a routine treatment, whereas its role in alleviating the symptoms and reducing the levels of PSA (prostate-specific antigen) is established. No monotherapy has obtained a degree of response of greater than 30%; combinations with an effect on PSA levels were tested. No effect on the survival time was seen and, what is more, the toxicity of these treatments, particularly on elderly patients, is problematic since, in addition to their tumour, they are generally suffering from related health problems and have a limited reserve of bone marrow.

Until recently, the chemotherapies used were limited to cyclophosphamide, anthracyclines (doxorubicin or mitoxantrone) and estramustine, and the effects of these treatments are relatively mediocre. Palliative effects were observed in patients following the administration of corticoids alone or of mitoxantrone with either prednisone or hydrocortisone. Following Phase II trials, the combination of mitoxantrone with corticoids was recognized as the reference treatment for hormone-resistant prostate cancer. More recently, treatments with docetaxel in combination with estramustine or prednisone have made it possible to treat cancers that are resistant to hormone deprivation **Advances in Prostate Cancer Chemotherapy: A New Era Begins** *CA Cancer J. Clin.*, Sep. 2005; 55: 300-318, the survival was improved by 2.4 months.

It is generally accepted that the responses in advanced prostate cancers are difficult to evaluate on account of the heterogeneity of the disease and the lack of consensus regarding the treatment response criteria. Many patients with metastatic prostate cancer have no measurable disease, but
5 have symptoms dominated by bone metastases. Measurement of the PSA level has been found to be a means for evaluating novel candidates and also the measurement of the tumour when this is possible, the measurement of bone tumours, the quality of life and the measurement of the pain.

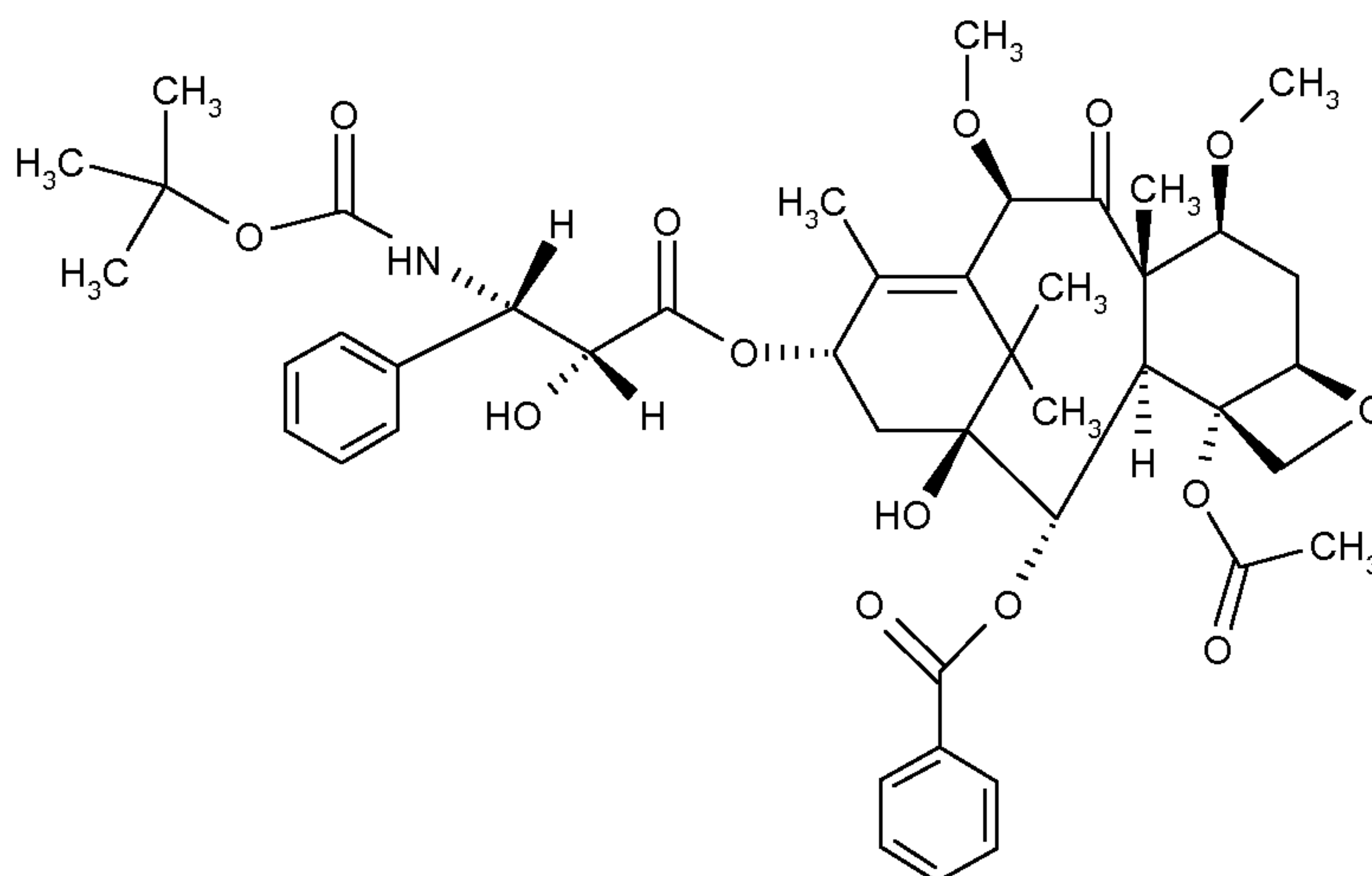
10 Furthermore, cancer may become resistant to the agents used, in particular to taxanes, which limits the possible treatment options. Several taxane resistance mechanisms have been described (expression of P-glycoprotein P-gp, *mdr-1* gene, modified metabolism of taxane, mutation of the tubulin gene, etc.): see *Drug Resistance Updates* **2001**, 4(1), 3-8; *J. Clin. Onc.* **1999**, 17(3), 1061-1070.

15 The technical problem that the invention intends to solve is that of providing a novel therapeutic option for treating prostate cancer, especially for patients who are not catered for by a taxane-based treatment, such as patients with castration resistant metastatic prostate cancer who have been previously treated with docetaxel (sold under the brand name Taxotere[®]) based regimen, an
20 unmet medical need.

Four clinical trials on cabazitaxel are known since April 2006. Three monotherapy tests have made it possible to determine the maximum tolerated dose and the toxicities at the limit doses: these tests were performed on breast, sarcoma and prostate tumours. Doses of 10-30 mg/m²
25 every three hours were used. A phase II trial was performed on patients with a breast cancer, who had previously received taxanes and anthracyclines as adjuvant (i.e. after a surgery) or as a first-line treatment. The response levels were 14.6% as adjuvant and 9.5% as second-line treatment.

[Brief description of the invention]

30 The invention relates to a novel antitumoral pharmaceutical therapeutic use comprising cabazitaxel of formula



The invention also relates to methods of treating patients with prostate cancer comprising administering an effective amount of the antitumoral agent cabazitaxel to said patient.

5

This antitumoral agent may be in the form of anhydrous base, a hydrate or a solvate, intended for treating prostate cancer, in particular for treating patients who are not catered for by a taxane-based treatment, such as patients who have been previously treated with a docetaxel-based regimen. This compound is preferably administered to a patient with advanced metastatic disease. In particular, the compound is administered to a patient with castration resistant prostate cancer. Cabazitaxel is preferably administered in combination with a corticoid chosen especially from prednisone and prednisolone. This corticoid is preferably administered at a daily dose of 10 mg orally.

10

In some aspects of the invention, cabazitaxel is administered in combination with prednisone for its use as a medicament in the treatment of patients with hormone-refractory prostate cancer who have been previously treated with docetaxel based regimen.

15

In some aspects of the invention, cabazitaxel is administered at a dose (defined for each administration) of between 20 and 25 mg/m². Cabazitaxel may be in the form of an acetone solvate. More particularly, the acetone solvate of cabazitaxel contains between 5% and 8% and preferably between 5% and 7% by weight of acetone.

20

In some aspects of the invention, cabazitaxel may be administered by intravenous infusion at a dose of between 15 and 25 mg/m², this administration cycle of the antitumour agent being repeated at an interval of 3 weeks between each cabazitaxel administration, which interval may be prolonged by 1 to 2 weeks depending on the tolerance to the preceding cabazitaxel administration.

25

In some embodiments, the effective amount of cabazitaxel produces at least one therapeutic effect selected from the group consisting of increase in overall survival, partial response, reduction in tumor size, reduction in metastasis, complete remission, partial remission, stable disease, or complete response.

5

The present invention also relates to a pharmaceutical composition that treats patients with prostate cancer comprising a clinically proven safe and effective amount of cabazitaxel.

10

Further embodiments of the invention comprise methods or using, treating, promoting, and providing cabazitaxel.

The present invention also relates to packages and articles of manufacture.

[Brief Description of the Drawings]

15

Figure 1 displays the Kaplan-Meier curves of the overall survival in a cabazitaxel study.

Figure 2 displays the Kaplan-Meier curves of progression-free survival in a cabazitaxel study.

20

Figure 3 shows an intention-to-treat analysis of overall survival in subgroups of patients defined by baseline characteristics. Hazard ratios <1 favor the cabazitaxel group, while those >1 favor the mitoxantrone group. CI denotes confidence intervals.

25

Figure 4 graphically depicts the proportion of patients with changes in ECOG performance status from baseline during treatment (safety population).

Figure 5 graphically depicts the proportion of patients with changes from baseline in the Present Pain Intensity score during treatment (ITT).

30

Figure 6 graphically presents the mean area under the curve for PPI and analgesic scores by treatment cycle.

Figure 7 graphically presents the mean AUC analgesic score.

[Description of the invention]

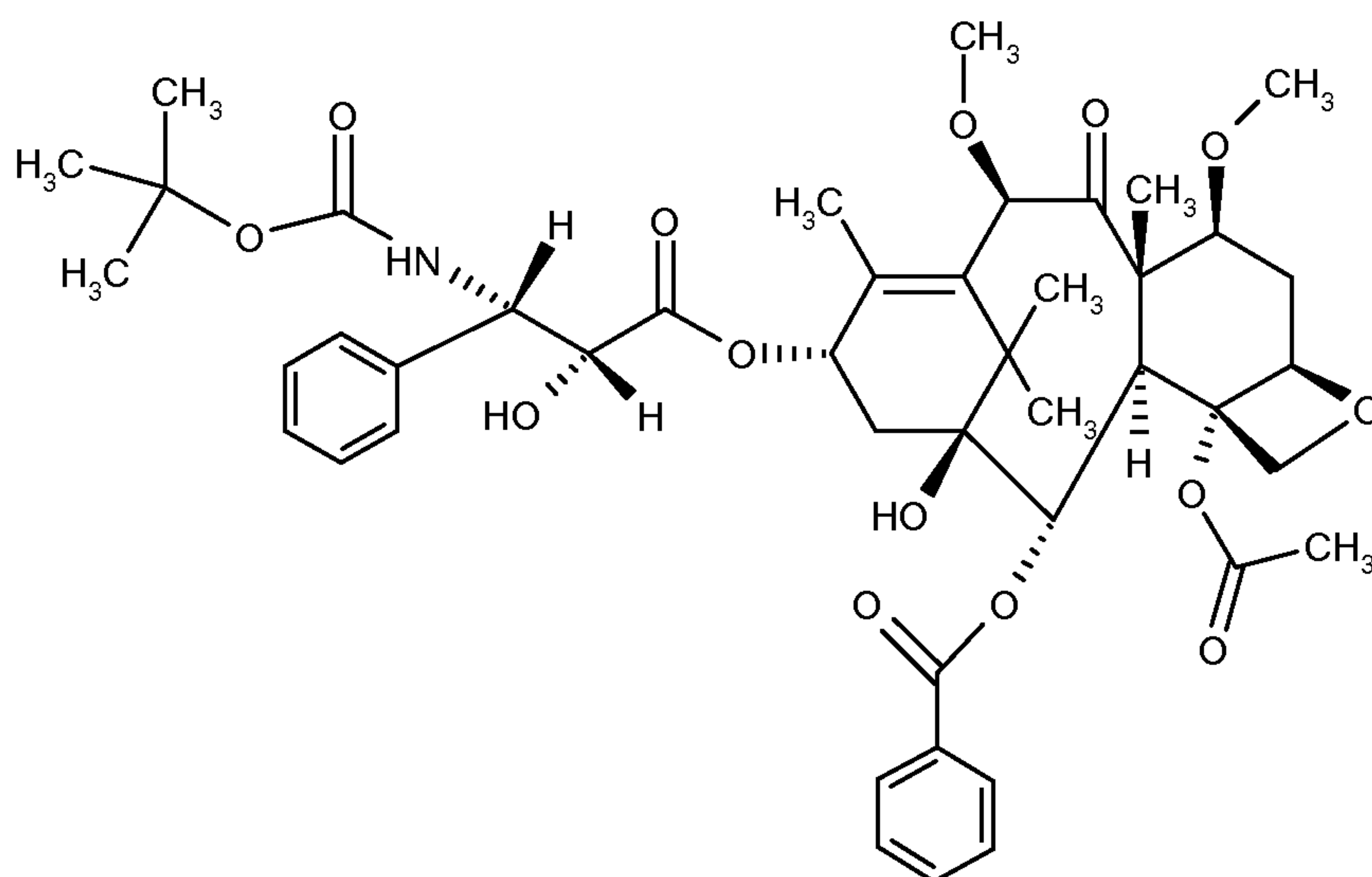
35

Definitions

- Effective amount, as used herein, means an amount of a pharmaceutical compound, such as cabazitaxel, that produces an effect on the cancer to be treated.

- Clinically proven, as used herein, means clinical efficacy results that are sufficient to meet FDA approval standards.
- Castration resistant prostate cancer, as used herein, is synonymous with hormone-refractory prostate cancer.
- 5 • "Patient," as used herein, includes both human and animals. In one embodiment, a patient is a human.

Cabazitaxel belongs to the taxoid family and has the formula:



10

The chemical name of cabazitaxel is 4 α -acetoxycarbonyloxy-2 α -benzoyloxy-5 β ,20-epoxy-1 β -hydroxy-7 β ,10 β -dimethoxy-9-oxo-11-taxen-13 α -yl (2R,3S)-3-*tert*-butoxycarbonylamino-2-hydroxy-3-phenylpropionate. Cabazitaxel is synonymously known as (2 α ,5 β ,7 β ,10 β ,13 α)-4-acetoxycarbonyloxy-13-((2R,3S)-3-[(*tert*-butoxycarbonyl)amino]-2-hydroxy-3-phenylpropanoyl)oxy)-1-hydroxy-7,10-dimethoxy-9-oxo-5,20-epoxytax-11-en-2-yl benzoate.

15

20

25

This compound and a preparative method thereof is described in **WO 96/30355**, **EP 0 817 779 B1** and **US 5 847 170**, which are hereby incorporated herein by reference. Cabazitaxel may be administered in base form (cf. above formula), or in the form of a hydrate. It may also be a solvate, i.e. a molecular complex characterized by the incorporation of the crystallization solvent into the crystal of the molecule of the active principle (see in this respect page 1276 of *J. Pharm. Sci.* **1975**, 64(8), 1269-1288). In particular, it may be an acetone solvate, and, more particularly, may be the solvate described in **WO 2005/02846**. It may be an acetone solvate of cabazitaxel containing between 5% and 8% and preferably between 5% and 7% by weight of acetone (% means content of acetone/content of acetone+cabazitaxel \times 100). An average value of the acetone content is 7%, which approximately represents the acetone stoichiometry, which is 6.5%

for a solvate containing one molecule of acetone. The procedure described below allows the preparation of an acetone solvate of cabazitaxel:

5 940 ml of purified water are added at $20\pm 5^{\circ}\text{C}$ (room temperature) to a solution of 207 g of 4 α -
acetoxo-2 α -benzoyloxy-5 β ,20-epoxy-1 β -hydroxy-7 β ,10 β -dimethoxy-9-oxo-11-taxen-13 α -yl
(2R,3S)-3-*tert*-butoxycarbonylamino-2-hydroxy-3-phenylpropionate at about 92% by weight in
about 2 litres of acetone, followed by seeding with a suspension of 2 g of 4 α -acetoxo-2 α -
benzoyloxy-5 β ,20-epoxy-1 β -hydroxy-7 β ,10 β -dimethoxy-9-oxo-11-taxen-13 α -yl (2R,3S)-3-*tert*-
10 butoxycarbonylamino-2-hydroxy-3-phenylpropionate isolated from acetone/water in a mixture of
20 ml of water and 20 ml of acetone. The resulting mixture is stirred for about 10 to 22 hours, and
1.5 litres of purified water are added over 4 to 5 hours. This mixture is stirred for 60 to 90 minutes,
and the suspension is then filtered under reduced pressure. The cake is washed on the filter with
a solution prepared from 450 ml of acetone and 550 ml of purified water, and then oven-dried at
15 55°C under reduced pressure (0.7 kPa) for 4 hours. 197 g of 4 α -acetoxo-2 α -benzoyloxy-5 β ,20-
epoxy-1 β -hydroxy-7 β ,10 β -dimethoxy-9-oxo-11-taxen-13 α -yl (2R,3S)-3-*tert*-butoxycarbonylamino-
2-hydroxy-3-phenylpropionate acetone containing 0.1% water and 7.2% acetone (theoretical
amount: 6.5% for a stoichiometric solvate) are obtained.

20 Cabazitaxel may be administered parenterally, such as via intravenous administration. A galenical
form of cabazitaxel suitable for administration by intravenous infusion is that in which the
cabazitaxel is dissolved in water in the presence of excipients chosen from surfactants,
cosolvents, glucose or sodium chloride, etc. For example, a galenical form of cabazitaxel may be
prepared by diluting a premix solution of cabazitaxel contained in a sterile vial (80 mg of
cabazitaxel + 2 ml of solvent + Polysorbate 80) with a sterile vial containing a solution of 6 ml of
25 water and ethanol (13% by weight of 95% ethanol) in order to obtain 8 ml of a solution ready to be
rediluted in a perfusion bag. The concentration of cabazitaxel in this ready-to-redilute solution is
about 10 mg/ml. The perfusion is then prepared by injecting the appropriate amount of this ready-
to-redilute solution into the perfusion bag containing water and glucose (about 5%) or sodium
chloride (about 0.9%).

30 Cabazitaxel may be administered in combination with a corticoid, such as prednisone or
prednisolone, as two distinct pharmaceutical preparations.

35 Accordingly, one aspect of the invention is a method of treating prostate cancer comprising
administering to a patient in need thereof an effective amount of cabazitaxel in combination with a
corticoid, such as prednisone or prednisolone.

The combination is administered repeatedly according to a protocol that depends on the patient to be treated (age, weight, treatment history, etc.), which can be determined by a skilled physician. In one aspect of the invention, cabazitaxel is administered by perfusion to the patient according to an intermittent program with an interval between each administration of 3 weeks, which may be prolonged by 1 to 2 weeks depending on the tolerance to the preceding administration. The median number of cycles is 6. The prednisone or prednisolone may be administered daily, for example in the form of one dosage intake per day, throughout the duration of the treatment. Examples of doses for the two antitumoral agents are given in the "Example" section. The currently recommended dose is 25 mg/m² of cabazitaxel administered as a one-hour infusion and 10 mg per day of prednisone or prednisolone administered orally.

In some aspects of the invention, the patient to be treated has prostate cancer that is resistant to hormone therapy (i.e., hormone refractory) and has previously been treated with docetaxel. In some aspects, the patient has prostate cancer that progressed during or after treatment with docetaxel. In some aspects, the patient was previously treated with at least 225 mg/m² cumulative dose of docetaxel. In a particular aspect, the patient showed progression of their disease in the six months following hormone therapy or during docetaxel treatment or after docetaxel treatment. In another particular aspect, the patient showed progression of their disease in the three months following hormone therapy or after docetaxel treatment.

In some aspects of the invention, the patient to be treated has a measurable tumour and may show progression of the disease via a metastatic lesion of the viscera or of a soft tissue of at least 1 cm determined by MRI or by an axial tomographic scan (CT scan).

In some aspects of the invention, the patient to be treated has an unmeasurable tumour and may show an increase in the PSA level with three measurements at a 1-week interval or the appearance of new lesions.

In some aspects of the invention, the patient to be treated has undergone castration by orchidectomy or with LHRH agonists, elimination of the androgens or monotherapy with estramustine.

In a preferred aspect, the life expectancy of the patient to be treated should be at least 2 months.

In some aspects, the treatment does not include patients who have previously received mitoxantrone, or who have received less than 225 mg/m² of docetaxel, or who have undergone a radiotherapy that has eliminated more than 40% of the marrow, who have received a treatment within the 4 weeks preceding the test, who have a neuropathy or a stomatitis, involving the brain

or the meninges, who have shown severe hypersensitivity to polysorbate or to prednisone, whose blood analysis shows an appreciable decrease in neutrophils, haemoglobin or platelets, an increase in bilirubin and/or liver enzymes and creatinine, or who have heart problems or an infection requiring antibiotics.

5

An aspect of the invention comprises increasing the survival of a patient with hormone refractory metastatic prostate cancer, comprising administering a clinically proven effective amount of cabazitaxel to the patient in combination with prednisone or prednisolone. In a particular aspect, the patient has previously been treated with a docetaxel-containing regimen.

10

Cabazitaxel may be administered in combination with a medication to prevent or control nausea and vomiting or to prevent or control hypersensitivity to the cabazitaxel treatment. Preferably, a patient is pre-medicated with the medication, for example, at least 30 minutes prior to administering each dose of cabazitaxel.

15

One aspect of the invention comprises a method of reducing the risk of a severe hypersensitivity reaction in a patient with prostate cancer being treated with cabazitaxel, comprising administering to the patient a medication to prevent hypersensitivity prior to the administration of cabazitaxel.

20

Severe hypersensitivity reactions to cabazitaxel can occur and may include generalized rash/erythema, hypotension and bronchospasm. Patients should be observed closely for hypersensitivity reactions, especially during the first and second infusions. Hypersensitivity reactions may occur within a few minutes following the initiation of the infusion of cabazitaxel, thus facilities and equipment for the treatment of hypotension and bronchospasm should be available. If severe hypersensitivity reaction occurs, cabazitaxel infusion should be immediately discontinued and appropriate therapy should be administered. Examples of medications which may be used to prevent hypersensitivity to the cabazitaxel treatment include antihistamines, such as dexchloropheniramine (for example 5 mg), and diphenhydramine (for example 25 mg) or equivalent antihistamines; and corticosteroids, such as dexamethasone (for example 8 mg) or an equivalent steroid.

25

30

Nevertheless, cabazitaxel should not be given to and may be contraindicated in patients who have a history of severe hypersensitivity reactions to cabazitaxel. Depending on the formulation administered, cabazitaxel may also be contraindicated in patients who have a history of hypersensitivity reactions to other drugs formulated with polysorbate 80.

35

One aspect of the invention comprises an article of manufacture comprising:

- a) a packaging material;

- b) cabazitaxel, and
- c) a label or package insert contained within the packaging material indicating that severe hypersensitivity reactions can occur.

5 Gastrointestinal symptoms, such as, for example nausea, vomiting, and diarrhea, may occur with the treatment of cabazitaxel. Mortality related to diarrhea and electrolyte imbalance has been reported. Therefore, patients may also be rehydrated and treated with anti-diarrheal or anti-emetic medications as needed. Treatment delay or dosage reduction may be necessary if patients experience Grade ≥ 3 diarrhea.

10

Accordingly, the methods of the invention include administering a medication to prevent hypersensitivity or a medication to prevent or control nausea and vomiting in combination with cabazitaxel.

15

Examples of medications which may be used to prevent or control nausea and vomiting include histamine H₂ antagonists and antiemetics, such as ondansetron, granisetron and dolasetron.

20

A possible side effect of the treatment with cabazitaxel is neutropenia, which is characterized by a reduced number of neutrophils. Unfortunately, a number of neutropenia deaths have been reported. Therefore, frequent blood counts should be obtained or performed to monitor for neutropenia. If neutropenia occurs, cabazitaxel treatment may be discontinued, and restarted when neutrophil counts recover to a level of $>1,500$ /mm³. Cabazitaxel should not be given to a patient with a neutrophil count $\leq 1,500$ cells/mm³.

25

The present invention therefore also relates to a method of treating prostate cancer with cabazitaxel comprising administering cabazitaxel to the patient, monitoring blood counts in the patient, and measuring neutrophil levels. In one aspect, the method further comprises discontinuing cabazitaxel treatment if neutropenia occurs, and optionally restarting cabazitaxel treatment when neutrophil counts recover to a level of $>1,500$ /mm³. In one aspect, the

30

monitoring comprises taking a blood sample from the patient.

Determining neutrophil counts can be performed according to procedures well known to those skilled in the art.

35

One aspect of the invention is a method of reducing the risk of neutropenia complications comprising administering cabazitaxel in combination with an agent useful for treating neutropenia. Such a neutropenia treatment agent is, for example, a hematopoietic growth factor which regulates the production and function of neutrophils such as a human granulocyte colony

stimulating factor, (G-CSF). In a particular aspect of the invention, the neutropenia is complicated neutropenia. Complicated neutropenia includes febrile neutropenia, prolonged neutropenia, or neutropenic infection. In a preferred embodiment, the neutropenia treatment agent is administered prior to the administration of cabazitaxel.

5 A particular aspect of the invention comprises a method of reducing the risk of neutropenia complications in a patient with prostate cancer being treated with cabazitaxel, comprising monitoring blood counts in the patient at regular intervals during treatment of the patient with cabazitaxel; reducing the dose of cabazitaxel if the patient experiences febrile neutropenia or prolonged neutropenia; discontinuing cabazitaxel treatment if the patient's neutrophil count is \leq
10 1,500 cells/mm³; and optionally restarting cabazitaxel treatment when the patient's neutrophil counts recover to a level \geq 1,500 cells/mm³.

In a particular aspect, primary prophylaxis with G-CSF should be considered in patients with high-risk clinical features (age > 65 years, poor performance status, previous episodes of febrile
15 neutropenia, extensive prior radiation ports, poor nutritional status, or other serious co-morbidities) that predispose them to increased complications from prolonged neutropenia. Therapeutic use of G-CSF and secondary prophylaxis should be considered in all patients considered to be at increased risk for neutropenia complications.

20 In another aspect, the monitoring of complete blood counts is performed on a weekly basis during cycle 1 and before each treatment cycle thereafter so that the dose can be adjusted, if needed. Therefore, another aspect for reducing the risk of neutropenia complications comprises monitoring blood counts in the patient and adjusting the dose of cabazitaxel. An example of a dose modification is described in Example 2.

25 One aspect of the invention comprises an article of manufacture comprising:
a) a packaging material;
b) cabazitaxel, and
c) a label or package insert contained within the packaging material indicating
30 that cabazitaxel should not be given to patients with neutrophil counts of \leq 1,500 cells/mm³.

Cases of renal failure should be indentified and managed aggressively, accordingly to procedures known to those skilled in the art. Renal failure may be associated with sepsis, dehydration, or
35 obstructive uropathy. Furthermore, impaired hepatic function (e.g., total bilirubin \geq ULN, or AST and/or ALT \geq 1.5 x ULN) may increase cabazitaxel concentrations, and cabazitaxel should not be given to patients with hepatic impairment.

Cabazitaxel may cause fetal harm when administered to a pregnant woman.

Prednisone or prednisolone administered at 10 mg daily does not affect the pharmacokinetics of cabazitaxel.

5

Cabazitaxel is primarily metabolized through CYP3A. Concomitant administration of strong CYP3A inhibitors (for example, ketoconazole, itraconazole, clarithromycin, atazanavir, indinavir, nefazodone, nelfinavir, ritonavir, saquinavir, telithromycin, voriconazole) may increase cabazitaxel concentrations. Therefore co-administration of cabazitaxel with strong CYP3A inhibitors should be avoided. Caution should be exercised with concomitant use of moderate CYP3A inhibitors. One aspect of the invention is a method of treating a patient for prostate cancer comprising determining whether the patient is undergoing treatment with a CYP3A inhibitor, discontinuing treatment with a CYP3A inhibitor, and then administering cabazitaxel to the patient.

10

15

Concomitant administration of strong CYP3A inducer (e.g., phenytoin, carbamazepine, rifampin, rifabutin, rifapentin, phenobarbital) may decrease cabazitaxel concentrations. Therefore co-administration of cabazitaxel with strong CYP3A inducers should be avoided. Therefore, one aspect of the invention is a method of treating a patient for prostate cancer comprising determining whether the patient is undergoing treatment with a CYP3A inducer, discontinuing treatment with a CYP3A inducer, and administering cabazitaxel to the patient.

20

In addition, patients should also refrain from taking St. John's Wort.

25

In some aspects of the invention, the cabazitaxel is administered in an amount to provide an AUC of about 991 ng•h/mL (CV 34%).

In some aspects of the invention, the cabazitaxel is administered in an amount to provide an C_{max} of about 226 ng•h/mL (CV 107%).

30

In some aspects of the invention, the cabazitaxel is administered in an amount to provide a plasma clearance of 48.5 L/h (CV 39%).

35

One aspect of the invention is a package comprising cabazitaxel and a label, in a position which is visible to prospective purchasers, comprising a printed statement which informs prospective purchasers that the mean C_{max} of cabazitaxel in patients with metastatic prostate cancer was 226 ng/mL (CV 107%).

Another aspect of the invention is a package comprising cabazitaxel and a label, in a position which is visible to prospective purchasers, comprising a printed statement which informs prospective purchasers that the mean AUC of cabazitaxel in patients with metastatic prostate cancer was 991 ng•h/mL (CV 34%).

5

Another aspect of the invention is a package comprising cabazitaxel and a label, in a position which is visible to prospective purchasers, comprising a printed statement which informs prospective purchasers that cabazitaxel has a plasma clearance of 48.5 L/h (CV 39%).

10

A variety of educational materials may be employed to ensure proper prescribing, dispensing, and patient compliance according to the methods described herein. For example, a variety of literature and other materials, such as, for example, prescribing information, package inserts, medications guides, physician information sheets, healthcare professional information sheets, medical journal advertisements, and product websites may describe the risks and

15

The invention also concerns a package comprising cabazitaxel and a label, said label comprising one or more messages that:

20

a) the efficacy and safety of cabazitaxel in combination with prednisone were evaluated in patients with hormone refractory metastatic prostate cancer previously treated with a docetaxel containing regimen; or

25

b) a total of 755 patients were randomized to receive either cabazitaxel 25 mg/m³ every 3 weeks for a maximum of 10 cycles with prednisone mg orally daily, or to receive mitoxantrone 12 mg/m² intravenously every 3 weeks for a maximum of 10 cycles with prednisone 10 mg orally daily; or

c) the median number of cycles was 6 in the cabazitaxel group and 4 in the mitoxantrone group.

30

The invention also concerns a package comprising cabazitaxel and a label, said label comprising one or more messages that:

a) neutropenic deaths have been reported; or

b) frequent blood counts should be obtained to monitor for neutropenia; or

c) cabazitaxel should not be given if neutrophil counts are $\leq 1,500$ cells/mm³.

35

The invention also concerns a method of promoting the use of cabazitaxel the method comprising the step of conveying to a recipient at least one message selected from:

a) neutropenic deaths have been reported; or

- b) frequent blood counts should be obtained to monitor for neutropenia; or
- c) cabazitaxel should not be given if neutrophil counts are $\leq 1,500$ cells/mm³;
- d) severe hypersensitivity can occur; or
- e) severe hypersensitivity can occur and may include generalized rash/erythema, hypotension and brochospasm; or
- f) discontinue cabazitaxel immediately if severe reactions occur; or
- g) discontinue cabazitaxel immediately if severe reactions occur and administer appropriate therapy; or
- h) cabazitaxel is contraindicated in patients with a history of severe hypersensitivity reactions to cabazitaxel or drugs formulated with polysorbate 80.

The invention also concerns a method of providing cabazitaxel, wherein said cabazitaxel is provided along with information indicating that:

- a) neutropenic deaths have been reported; or
- b) frequent blood counts should be obtained to monitor for neutropenia; or
- c) cabazitaxel should not be given if neutrophil counts are $\leq 1,500$ cells/mm³;
- d) severe hypersensitivity can occur; or
- e) severe hypersensitivity can occur and may include generalized rash/erythema, hypotension and brochospasm; or
- f) discontinue cabazitaxel immediately if severe reactions occur; or
- g) discontinue cabazitaxel immediately if severe reactions occur and administer appropriate therapy; or
- h) cabazitaxel is contraindicated in patients with a history of severe hypersensitivity reactions to cabazitaxel or drugs formulated with polysorbate 80.

Example 1

A clinical study was performed wherein patients received either treatment with cabazitaxel or the reference treatment based on mitoxantrone each combined with prednisone or prednisolone.

More specifically, patients over 18 years of age with metastatic castration resistant metastatic prostate cancer either measurable by RECIST criteria or non-measurable disease with rising PSA levels or appearance of new lesions, ECOG (Eastern Cooperative Oncology Group) performance stage 0–2, and adequate organ function (patients had to have neutrophils $>1,500$ cells/mm³, platelets $>100,000$ cells/mm³, hemoglobin >10 g/dL, creatinine <1.5 x upper limit of normal (ULN), total bilirubin < 1 xULN, AST <1.5 x ULN, and ALT <1.5 x ULN) who had had prior hormone therapy, chemotherapy, and radiotherapy, but had progressive during or after docetaxel treatment

(cumulative dose ≥ 225 mg/m²) were randomized to 10 mg/day of prednisone with either mitoxantrone 12 mg/m² or cabazitaxel 25 mg/m², both administered every 3 weeks.

5 Patients with a history of congestive heart failure, or myocardial infarction within the last 6 months, or patients with uncontrolled cardiac arrhythmias, angina pectoris, and/or hypertension were not included in the study.

720 patients were planned to be included in the clinical study: 360 in each cabazitaxel + prednisone and mitoxantrone + prednisone group. Seven hundred and fifty-five patients (755)
10 (median age 68; 84% white) were actually enrolled, 378 in the cabazitaxel and prednisone/prednisolone group and 377 in the mitoxantrone and prednisone/prednisolone group. The maximal number of treatment cycles was 10 for cabazitaxel and 10 for mitoxantrone. The median number of treatment cycles was 6 for cabazitaxel and 4 for mitoxantrone. The median prior dose of docetaxel treatment was 576 mg/m² for the cabazitaxel group and 529 mg/m² for the
15 mitoxantrone group. Median follow-up was 12.8 months.

The measurements of the results are performed via the same tests as at inclusion. MRI and spiral computed tomographic (CT) scans are preferably used.

20 The results are evaluated according to the following criteria (cf RECIST guideline):
overall survival (OS): the time from inclusion to the study to the date of death
complete response (CR): disappearance of the lesions
partial response (PR): at least 30% reduction of the largest diameter of the lesion
progression (PD): at least 20% increase in the sum of the largest diameter of the lesion or
25 appearance of one or more new lesions
stable disease (SD): reduction of the tumour insufficient to be included in PR and increase of the tumour insufficient to be included in PD.

The confirmations of the measurements are made at least 4 weeks after the response criterion
30 has been established for the first time.

The progression-free survival (PFS) is the time from inclusion in the study and the date of progression or death when the progression is either an increase of the PSA, or of the tumour, or of the pain.

35 It was found that the combination of cabazitaxel and prednisone is a well-tolerated combination with the safety profile of taxanes. At the dose investigated in this trial (LD2: 25 mg/m² cabazitaxel + 10 mg/m²/day prednisone), patients receiving cabazitaxel demonstrated statistically significant

longer overall survival (OS) compared to mitoxantrone ($p < 0.0001$). The hazard ratio was 0.70 (95%CI. 0.59, 0.83) in favor of cabazitaxel corresponding to a 30% reduction in risk of death. The median survival for patients in the cabazitaxel group was 15.1 months in comparison to 12.7 months in the mitoxantrone group. Notably, the extension of survival was observed irrespective of ECOG performance status, number of prior chemotherapy regimens and age. Benefit was also seen in the third of patients who were docetaxel-refractory and had progressed during docetaxel therapy.

The data related to the treated patients are given in Table 1:

Table 1: Efficacy analysis (intention-to-treat)

	CbzP N=378 Median (months)	MP N=377 Median (months)
Overall survival Median (months)	15.1	12.7
Hazard ratio (95% CI)	0.70 (0.59; 0.83)	
p-value ¹	0.0001	
PFS Median (months)	2.8	1.4
Hazard ratio (95% CI)	0.74 (0.64 - 0.86)	
p-value ¹	0.0001	
Tumor response rate	14.4%	4.4%
p-value ²	0.0005	
Time to Tumor Progression Median (months)	8.8	5.4
p-value	<0.001	
PSA Response rate	39.2%	17.8%
p-value ²	0.0002	
PSA PFS Median (months)	6.4	3.1
Hazard ratio (95% CI)	0.75 (0.63 - 0.90)	
p-value ¹	0.0010	
Pain Response rate	9.2%	7.8%
p-value ²	0.6526	
Pain PFS Median (months)	Not reached	11.1
Hazard ratio (95% CI)	0.91 (0.69 - 1.19)	
p-value ¹	0.5192	

¹Log-rank test, ²Chi-square test

CbzP : cabazitaxel with prednisone

MP: mitoxantrone with prednisone

Progression free survival (PFS) defined as the earliest progression in tumor, PSA or pain was also statistically significantly longer in the cabazitaxel group compared to the mitoxantrone group ($p < 0.0001$, hazard ratio = 0.74 (95%CI, 0.64, 0.86), and the median progression-free survival was 2.8 months versus 1.4 months. Response rates and PFS for PSA and tumor assessments were statistically significant in favor of cabazitaxel, while response rate and PFS for pain did not show a statistically significant difference.

The most frequent Grade 3/4 toxicities were neutropenia observed with a higher frequency in the cabazitaxel group with 81.7% compared to the mitoxantrone group with 58.0%. Rates of febrile neutropenia were 7.5% in the cabazitaxel group and 1.3% in the mitoxantrone group.

5

The most common ($\geq 20\%$) grade 1-4 adverse reactions were anemia, leukopenia, neutropenia, thrombocytopenia, diarrhea, fatigue, nausea, vomiting, asthenia, and constipation.

10

The most common ($\geq 5\%$) grade 3-4 adverse reactions in patients who received cabazitaxel were neutropenia, leukopenia, anemia, febrile neutropenia, diarrhea, fatigue, and asthenia.

Subgroup analyses by risk factors and a multivariate analysis showed that OS outcomes were consistent and robust in favor of cabazitaxel as shown in the herebelow table:

Table 2

	MP		CbzP		CbzP vs MP
	N (%)	Median OS (mos)	N (%)	Median OS (mos)	HR (95%CI)
ITT	377 (100)	12.7	378 (100)	15.1	0.70 (0.59–0.83)
PD while on D	103 (27)	12.0	113 (30)	14.2	0.65 (0.47–0.90)
PD after last D dose, ≤3 mos	180 (48)	10.3	158 (42)	13.9	0.70 (0.54–0.90)
PD after last D dose, >3 mos	91 (24)	17.7	103 (27)	17.5	0.78 (0.53–1.14)

mos = months

D = Docetaxel

Table 3 – Incidence of Reported Adverse Reactions¹ and Hematologic Abnormalities in ≥ 5% of Patients Receiving cabazitaxel in Combination with Prednisone or Mitoxantrone in Combination with Prednisone

	Cabazitaxel 25 mg/m ² every 3 weeks with prednisone 10 mg daily n=371		Mitoxantrone 12 mg/m ² every 3 weeks with prednisone 10 mg daily n=371	
	Grade 1-4 n (%)	Grade 3-4 n (%)	Grade 1-4 n (%)	Grade 3-4 n (%)
Any Adverse Reaction				
Blood and Lymphatic System Disorders				
Neutropenia ²	347 (94%)	303 (82%)	325 (87%)	215 (58%)
Febrile Neutropenia	27 (7%)	27 (7%)	5 (1%)	5 (1%)
Anemia ²	361 (98%)	39 (11%)	302 (82%)	18 (5%)
Leukopenia ²	355 (96%)	253 (69%)	343 (93%)	157 (42%)
Thrombocytopenia ²	176 (48%)	15 (4%)	160 (43%)	6 (2%)
Cardiac Disorders				
Arrhythmia ³	18 (5%)	4 (1%)	6 (2%)	1 (< 1%)
Gastrointestinal Disorders				
Diarrhea	173 (47%)	23 (6%)	39 (11%)	1 (< 1%)
Nausea	127 (34%)	7 (2%)	85 (23%)	1 (< 1%)
Vomiting	83 (22%)	6 (2%)	38 (10%)	0
Constipation	76 (20%)	4 (1%)	57 (15%)	2 (< 1%)
Abdominal Pain ⁴	64 (17%)	7 (2%)	23 (6%)	0
Dyspepsia ⁵	36 (10%)	0	9 (2%)	0
General Disorders and Administration Site Conditions				
Fatigue	136 (37%)	18 (5%)	102 (27%)	11 (3%)
Asthenia	76 (20%)	17 (5%)	46 (12%)	9 (2%)
Pyrexia	45 (12%)	4 (1%)	23 (6%)	1 (< 1%)
Peripheral Edema	34 (9%)	2 (< 1%)	34 (9%)	2 (< 1%)
Mucosal Inflammation	22 (6%)	1 (< 1%)	10 (3%)	1 (< 1%)
Pain	20 (5%)	4 (1%)	18 (5%)	7 (2%)
Infections and				

	Cabazitaxel 25 mg/m ² every 3 weeks with prednisone 10 mg daily n=371		Mitoxantrone 12 mg/m ² every 3 weeks with prednisone 10 mg daily n=371	
	Grade 1-4 n (%)	Grade 3-4 n (%)	Grade 1-4 n (%)	Grade 3-4 n (%)
Infestations				
Urinary Tract Infection ⁶	29 (8%)	6 (2%)	12 (3%)	4 (1%)
Pneumonia ⁷	12 (3%)	9 (2%)	4 (1%)	3 (< 1%)
Investigations				
Weight Decreased	32 (9%)	0	28 (8%)	1 (< 1%)
Metabolism and Nutrition Disorders				
Anorexia	59 (16%)	3 (< 1%)	39 (11%)	3 (< 1%)
Dehydration	18 (5%)	8 (2%)	10 (3%)	3 (< 1%)
Musculoskeletal and Connective Tissue Disorders				
Back Pain	60 (16%)	14 (4%)	45 (12%)	11 (3%)
Arthralgia	39 (11%)	4 (1%)	31 (8%)	4 (1%)
Pain in Extremity	30 (8%)	6 (2%)	27 (7%)	4 (1%)
Muscle Spasms	27 (7%)	0	10 (3%)	0
Bone Pain	19 (5%)	3 (< 1%)	19 (5%)	9 (2%)
Musculoskeletal Pain	18 (5%)	2 (< 1%)	20 (5%)	3 (< 1%)
Nervous System Disorders				
Peripheral Neuropathy ⁸	50 (13%)	3 (< 1%)	12 (3.2%)	3 (< 1%)
Dysgeusia	41 (11%)	0	15 (4%)	0
Dizziness	30 (8%)	0	21 (6%)	2 (< 1%)
Headache	28 (8%)	0	19 (5%)	0
Renal and Urinary Tract Disorders				
Hematuria	62 (17%)	7 (2%)	13 (4%)	1 (< 1%)
Dysuria	25 (7%)	0	5 (1%)	0
Respiratory, Thoracic and Mediastinal Disorders				
Dyspnea	43 (12%)	4 (1%)	16 (4%)	2 (< 1%)
Cough	40 (11%)	0	22 (6%)	0
Skin and Subcutaneous Tissue Disorders				
Alopecia	37 (10%)	0	18 (5%)	0
Vascular Disorders				
Hypotension	20 (5%)	2 (< 1%)	9 (2%)	1 (< 1%)
Median Duration of Treatment	6 cycles		4 cycles	

¹Graded using NCI CTCAE version 3

²Based on laboratory values, cabazitaxel: n =369, mitoxantrone: n = 370.

³Includes atrial fibrillation, atrial flutter, atrial tachycardia, atrioventricular block complete, bradycardia, palpitations, supraventricular tachycardia, tachyarrhythmia, and tachycardia.

⁴Includes abdominal discomfort, abdominal pain lower, abdominal pain upper, abdominal tenderness, and GI pain.

⁵Includes gastroesophageal reflux disease and reflux gastritis.

⁶Includes urinary tract infection enterococcal and urinary tract infection fungal.

⁷Includes bronchopneumonia, lobar pneumonia, and pneumonia klebsiella.

⁸Includes peripheral motor neuropathy and peripheral sensory neuropathy.

5

10

Table 4: Patient Characteristics

	MP (n=377)	CBZP (n=378)
Age (years)		
Median [range]	67 [47–89]	68 [46–92]
≥65 (%)	57.0	64.9
ECOG PS (%)		
0, 1	91.2	92.6
2	8.8	7.4
PSA* (ng/mL)		
Median [range]	127.5 [2–11220]	143.9 [2–7842]
Measurability of disease (%)		
Measurable	54.1	53.2
Non-measurable	45.9	46.8
Disease site (%)		
Bone	87.0	80.2
Lymph node	44.8	45.0
Visceral	24.9	24.9
Pain at Baseline, no. (%)	168 (44.6)	174 (46.0)
Previous Therapy, no. (%)		
Hormonal	375 (99.5)	375 (99.2)
No. of Chemotherapy Regimens		
1	268 (71.1)	260 (68.8)
2	79 (21.0)	94 (24.9)
> 2	30 (8.0)	24 (6.3)
Radiation	222 (58.9)	232 (61.4)
Surgery	205 (54.4)	198 (52.4)
Biologic Agent	36 (9.5)	26 (6.9)
Previous docetaxel regimens, n (%)		
1	327 (86.7)	316 (83.6)
2	43 (11.4)	53 (14.0)
>2	7 (1.9)	9 (2.4)
Median total previous docetaxel dose (mg/m ²)	529.2	576.6
Disease progression relative to docetaxel administration, n (%)		
During treatment	104 (27.6)	115 (30.4)
<3 months from last dose	181 (48.0)	158 (41.8)
≥3 months from last dose	90 (23.9)	102 (27.0)
Unknown	2 (0.5)	3 (0.8)
Median time from last docetaxel dose to disease progression (months)	0.7	0.8

The primary reason for treatment discontinuation in both groups was disease progression (**Table 5**). The median delivered relative dose intensity was 96.1% in the cabazitaxel group and 97.3% in the mitoxantrone group. In the cabazitaxel group, >75% of patients received >90% of the planned dose intensity. Overall, 5.1% of mitoxantrone treatment courses were dose reduced compared with 9.8% of cabazitaxel treatment courses; 6.3 and 7% of all treatment courses were delayed by 9 days or less, and 1.6 and 2.3% of courses were delayed by more than 9 days for mitoxantrone and cabazitaxel respectively (See Table 5).

Table 5. Treatment Received and Reasons for Discontinuation in the Intention-to-Treat Population.*

	Mitoxantrone (N=377)	Cabazitaxel (N=378)
Patients receiving study treatment, no. (%)	371 (98.4)	371 (98.1)
Patients completing planned ten cycles of study treatment, no. (%)	46 (12.2)	105 (27.8)
Discontinuation of study treatment, no. (%)	325 (86.2)	266 (70.4)
Reasons for discontinuation of study treatment, no. (%)		
Disease progression	267 (70.8)	180 (47.6)
Adverse event	32 (8.5)	67 (17.7)
Non-compliance with protocol	0	1 (0.3)
Lost to follow-up	2 (0.5)	0
Patient's request	17 (4.5)	8 (2.1)
Other	7 (1.9)	10 (2.7)
No. of treatment cycles, median (range) [†]	4 (1–10)	6 (1–10)
Relative dose intensity, median % (range) [†]	97.3 (42.5–106.0)	96.1 (49.0–108.2)
Treatment delays, no. of cycles (%) [‡]		
≤ 9 days	110 (6.3)	157 (7.0)
> 9 days	28 (1.6)	51 (2.3)
Dose reductions, no. of cycles (%) [‡]	88 (5.1)	221 (9.8)

The results of this study are further illustrated to Figures 1, 2, and 3.

Example 2

5 Table 6 illustrates an example of a dosage modification for adverse reactions in patients treated with cabazitaxel

Table 6

Toxicity	Dosage Modification
Prolonged grade ≥ 3 neutropenia (greater than 1 week) despite appropriate medication including G-CSF	Delay treatment until neutrophil count is $>1,500$ cells/mm ³ , then reduce dosage of cabazitaxel to 20 mg/m ² . Use G-CSF for secondary prophylaxis.
Febrile neutropenia	Delay treatment until improvement or resolution, and until neutrophil count is $>1,500$ cells/mm ³ , then reduce dosage of cabazitaxel to 20 mg/m ² . Use G-CSF for secondary prophylaxis.
Grade ≥ 3 diarrhea or persisting diarrhea despite appropriate medication, fluid and electrolytes replacement	Delay treatment until improvement or resolution, then reduce dosage of cabazitaxel to 20 mg/m ² .

10 Discontinue cabazitaxel treatment if a patient continues to experience any of these reactions at 20 mg/m².

Example 3

15 Performance Status and Pain Scores during Treatment

Methods

- ECOG PS, pain measures, and analgesic consumption were assessed prior to every treatment cycle and at the end of study treatment.

20 - Pain assessments: Present Pain Intensity (PPI) scale from the McGill-Melzack questionnaire (Melzack R. Pain 1975;1:277-99). Mean Analgesic Score (AS) derived from analgesic consumption (in morphine equivalents) was calculated for the one-week period prior to each evaluation. Area under the curve (AUC) of PPI and AS was calculated by the trapezoid formula. Cumulative AUC of PPI and AS was calculated up to the last cycle of data available for each patient. Average AUC of the treatment groups was compared from Cycle 1 to Cycle 10.

25 Results

- Performance status remained stable in most patients during the treatment period and was similar between groups. See Figure 4.

- Overall, PPI scores were comparable; improving from baseline in 21.3% of men in the CbzP group and 18.2% in the MP group. See Figure 5.

5 - The CbzP group had a lower mean area under the curve (AUC) of PPI, suggesting less severe pain especially during cycles 7–10. See Figure 6.

- Analgesic use was comparable between the groups (lower mean AUC of AS means lower pain medication use). See Figure 7.

Conclusion

10 Despite longer treatment with CbzP no worsening in ECOG PS was seen.

Present Pain Intensity score improved in 21% of men in CbzP vs. 18% in MP arm. Assessment of pain scores suggested less severe pain in the CbzP group during treatment.

Pain medication use was similar between groups.

Example 4

15 A population pharmacokinetic analysis was conducted in 170 patients with solid tumors at doses ranging from 10 to 30 mg/m² weekly or every 3 weeks.

Based on the population pharmacokinetic analysis, after an intravenous dose of cabazitaxel 25 mg/m² every 3 weeks, the mean C_{max} in patients with metastatic prostate cancer was 226 ng/mL (CV 107%) and was reached at the end of the 1-hour infusion (T_{max}). The mean AUC in patients with metastatic prostate cancer was 991 ng•h/mL (CV 34%). No major deviation from the dose proportionality was observed from 10 to 30 mg/m² in patients with advanced solid tumors. The volume of distribution (V_{ss}) was 4,864 L (2,643 L/m² for a patient with a median BSA of 1.84 m²) at steady state.

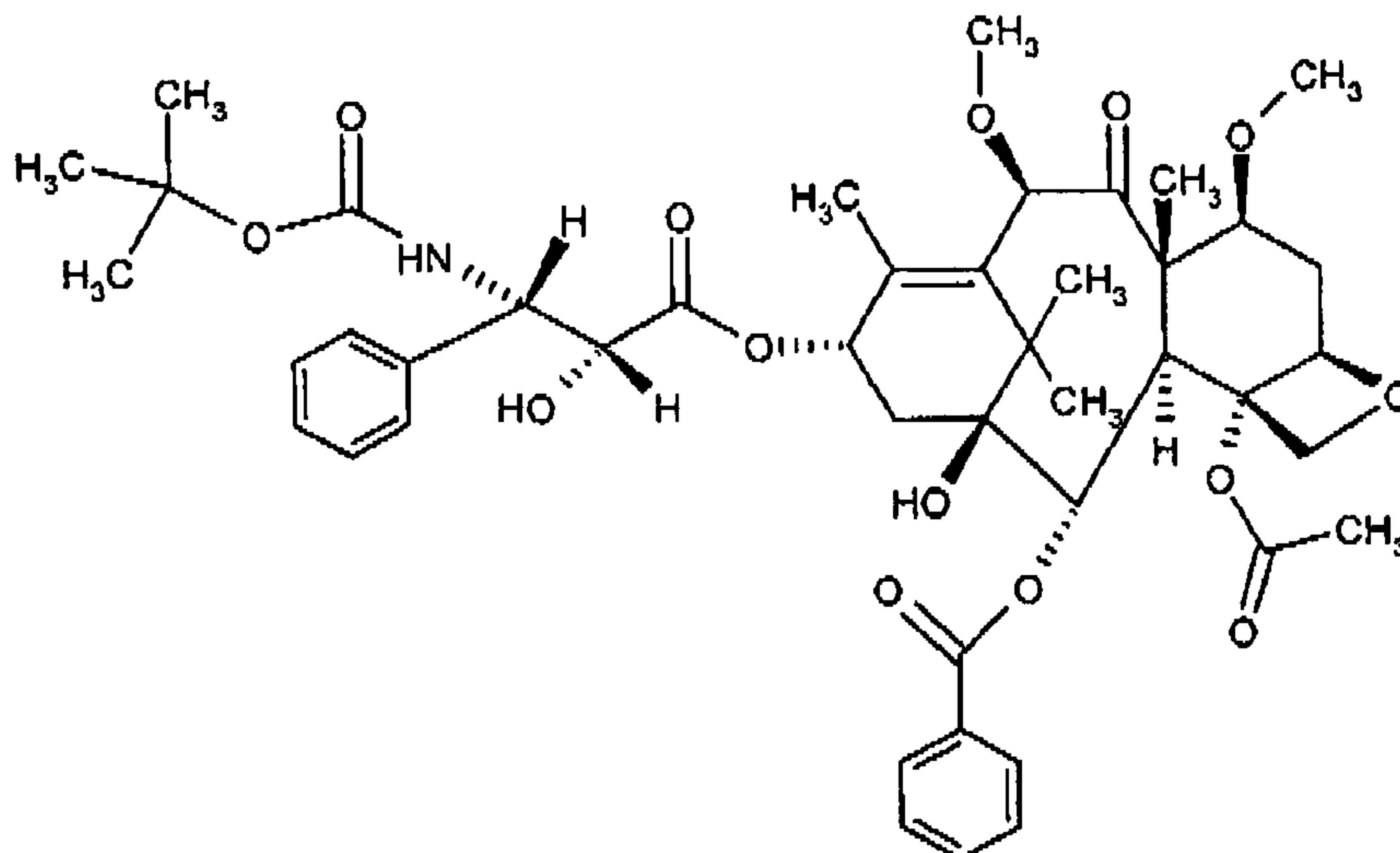
25 Based on the population pharmacokinetic analysis, cabazitaxel has a plasma clearance of 48.5 L/h (CV 39%; 26.4 L/h/m² for a patient with a median BSA of 1.84 m²) in patients with metastatic

prostate cancer. Following a 1-hour intravenous infusion, plasma concentrations of cabazitaxel can be described by a 3-compartment PK model with α -, β -, and γ - half-lives of 4 minutes, 2 hours, and 95 hours, respectively.

CLAIMS

What is claimed is:

1. Compound of formula



5

which may be in base form or in the form of a hydrate or a solvate,
in combination with prednisone or prednisolone,
for its use as a medicament in the treatment of prostate cancer.

10

2. Compound according to claim 1, where the treated patients are not catered for by a taxane-based treatment.

3. Compound according to claim 1 or 2, where the patients treated have been previously treated with a docetaxel-based regimen.

15

4. Compound according to any one of claims 1 to 3, where the prostate cancer is an advanced metastatic disease.

20

5. Compound according to any one of claims 1 to 4, where the prostate cancer is a castration resistant prostate cancer or hormone-refractory prostate cancer.

6. Compound according to any one of claims 1 to 5, in the form of an acetone solvate.

25

7. Compound according to Claim 6, in which the acetone solvate contains between 5% and 8% and preferably between 5% and 7% by weight of acetone.

8. Compound according to any one of claims 1 to 7, administered at a dose of between 15 and 25 mg/m², the prednisone or prednisolone being administered at a dose of 10 mg/day.
- 5 9. Compound according to claim 8, administered at a dose of 25 mg/m².
- 10 10. Compound according to any one of claims 1 to 9, comprising repeating the administration of such compound as a new cycle every 3 weeks.
- 10 11. Compound according to claim 10, wherein the median number of cycles is 6.
- 15 12. Compound according to any one of claims 1 to 11, in combination with prednisone for its use as a medicament in the treatment of patients with castration resistant metastatic prostate cancer or hormone-refractory prostate cancer who have been previously treated with docetaxel based regimen.
13. Compound according to claim 12, which is cabazitaxel.
- 20 14. Compound according to any one of claims 1 to 13, wherein said compound is administered in an amount to provide an AUC of about 991 ng·h/mL (CV 34%).
15. Compound according to any one of claims 1 to 14, wherein said compound is administered in an amount to provide an C_{max} of about 226 ng·h/mL (CV 107%).
- 25 16. Compound according to any one of claims 1 to 15 wherein said compound is administered in an amount to provide a plasma clearance of 48.5 L/h (CV 39%).
17. Compound according to any one of Claims 1 to 16, further comprising monitoring blood counts and measuring neutrophil levels in the patient.
- 30 18. Compound according to Claim 17, wherein said monitoring comprises taking a blood sample from the patient.
- 35 19. Compound according to Claim 18, further comprising discontinuing cabazitaxel treatment in a patient with a neutrophil count of $\leq 1,500$ cells/mm³.
20. A pharmaceutical composition comprising a compound as defined in claims 1 to 19.

21. A method of reducing the risk of neutropenia complications in a patient with prostate cancer being treated with a compound as defined in any one of claims 1 to 16, comprising monitoring blood counts in the patient at regular intervals during treatment of the patient; reducing the dose of the compound if the patient experiences febrile neutropenia or prolonged neutropenia; discontinuing the treatment if the patient's neutrophil count is $\leq 1,500$ cells/mm³; and optionally restarting the treatment when the patient's neutrophil counts recover to a level $\geq 1,500$ cells/mm³.
22. The method according to claim 21, further comprising administering G-CSF to a patient prior to the compound administration, wherein said patient is considered to be at increased risk for neutropenia complications.
23. A method of reducing the risk of a severe hypersensitivity reaction in a patient with prostate cancer being treated with a compound as defined in any one of claims 1 to 16, comprising administering to the patient a medication to prevent hypersensitivity prior to the administration of cabazitaxel.
24. A method of increasing the survival of a patient with hormone refractory metastatic prostate cancer, comprising administering a clinically proven effective amount of a compound as defined in any one of claims 1 to 16 to the patient.
25. An article of manufacture comprising:
- a packaging material;
 - cabazitaxel, and
 - a label or package insert contained within the packaging material indicating that cabazitaxel should not be given to patients with neutrophil counts of $\leq 1,500$ cells/mm³.
26. An article of manufacture comprising:
- a packaging material;
 - cabazitaxel, and
 - a label or package insert contained within the packaging material indicating that severe hypersensitivity reactions can occur.
27. A package comprising cabazitaxel and a label, said label comprising one or more messages that:

- 5
- a) the efficacy and safety of cabazitaxel in combination with prednisone were evaluated in patients with hormone refractory metastatic prostate cancer previously treated with a docetaxel containing regimen;
- b) a total of 755 patients were randomized to receive either cabazitaxel 25 mg/m³ every 3 weeks for a maximum of 10 cycles with prednisone mg orally daily, or to receive mitoxantrone 12 mg/m² intravenously every 3 weeks for a maximum of 10 cycles with prednisone 10 mg orally daily; or
- c) the median number of cycles was 6 in the cabazitaxel group and 4 in the mitoxantrone group.
- 10
28. A package comprising cabazitaxel and a label, said label comprising one or more messages that:
- a) neutropenic deaths have been reported;
- b) frequent blood counts should be obtained to monitor for neutropenia; or
- 15 c) cabazitaxel should not be given if neutrophil counts are $\leq 1,500$ cells/mm³.
29. A package comprising cabazitaxel and a label said label comprising a printed statement which informs a reader that the mean C_{max} of cabazitaxel in patients with metastatic prostate cancer was 226 ng/mL(CV 107%).
- 20
30. A package comprising cabazitaxel and a label, said label comprising a printed statement which informs a reader that the mean AUC of cabazitaxel in patients with metastatic prostate cancer was 991 ng·h/mL (CV 34%).
- 25
31. A package comprising cabazitaxel and a label, said label comprising a printed statement which informs a reader that cabazitaxel has a plasma clearance of 48.5 L/h (CV 39%).
32. A method of promoting the use of cabazitaxel, the method comprising the step of conveying to a recipient at least one message selected from:
- 30 a) neutropenic deaths have been reported;
- b) frequent blood counts should be obtained to monitor for neutropenia;
- c) cabazitaxel should not be given if neutrophil counts are $\leq 1,500$ cells/mm³;
- d) severe hypersensitivity can occur;
- e) severe hypersensitivity can occur and may include generalized rash/erythema,
- 35 hypotension and brochospasm;
- f) discontinue cabazitaxel immediately if severe reactions occur;

- g) **discontinue cabazitaxel immediately if severe reactions occur and administer appropriate therapy; or**
- h) **cabazitaxel is contraindicated in patients with a history of severe hypersensitivity reactions to cabazitaxel or drugs formulated with polysorbate 80.**

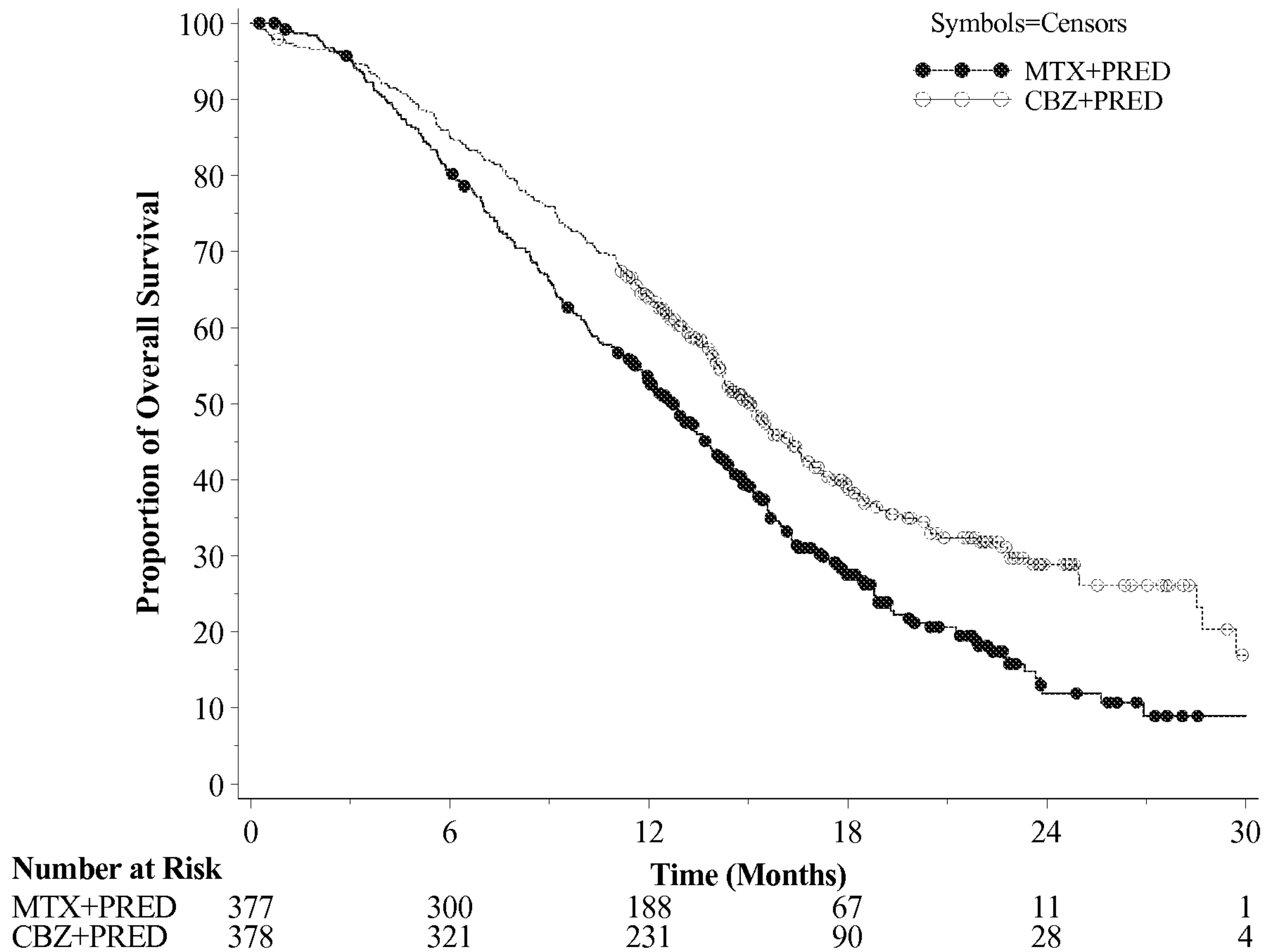
5

33. A method of providing cabazitaxel, wherein said cabazitaxel is provided along with information indicating that:

- a) **neutropenic deaths have been reported;**
- b) **frequent blood counts should be obtained to monitor for neutropenia;**
- 10 c) **cabazitaxel should not be given if neutrophil counts are $\leq 1,500$ cells/mm³;**
- d) **severe hypersensitivity can occur;**
- e) **severe hypersensitivity can occur and may include generalized rash/erythema, hypotension and bronchospasm;**
- f) **discontinue cabazitaxel immediately if severe reactions occur;**
- 15 g) **discontinue cabazitaxel immediately if severe reactions occur and administer appropriate therapy; or**
- h) **cabazitaxel is contraindicated in patients with a history of severe hypersensitivity reactions to cabazitaxel or drugs formulated with polysorbate 80.**

20

FIGURE 1



n (23OCT2009 - 16:27

FIGURE 2

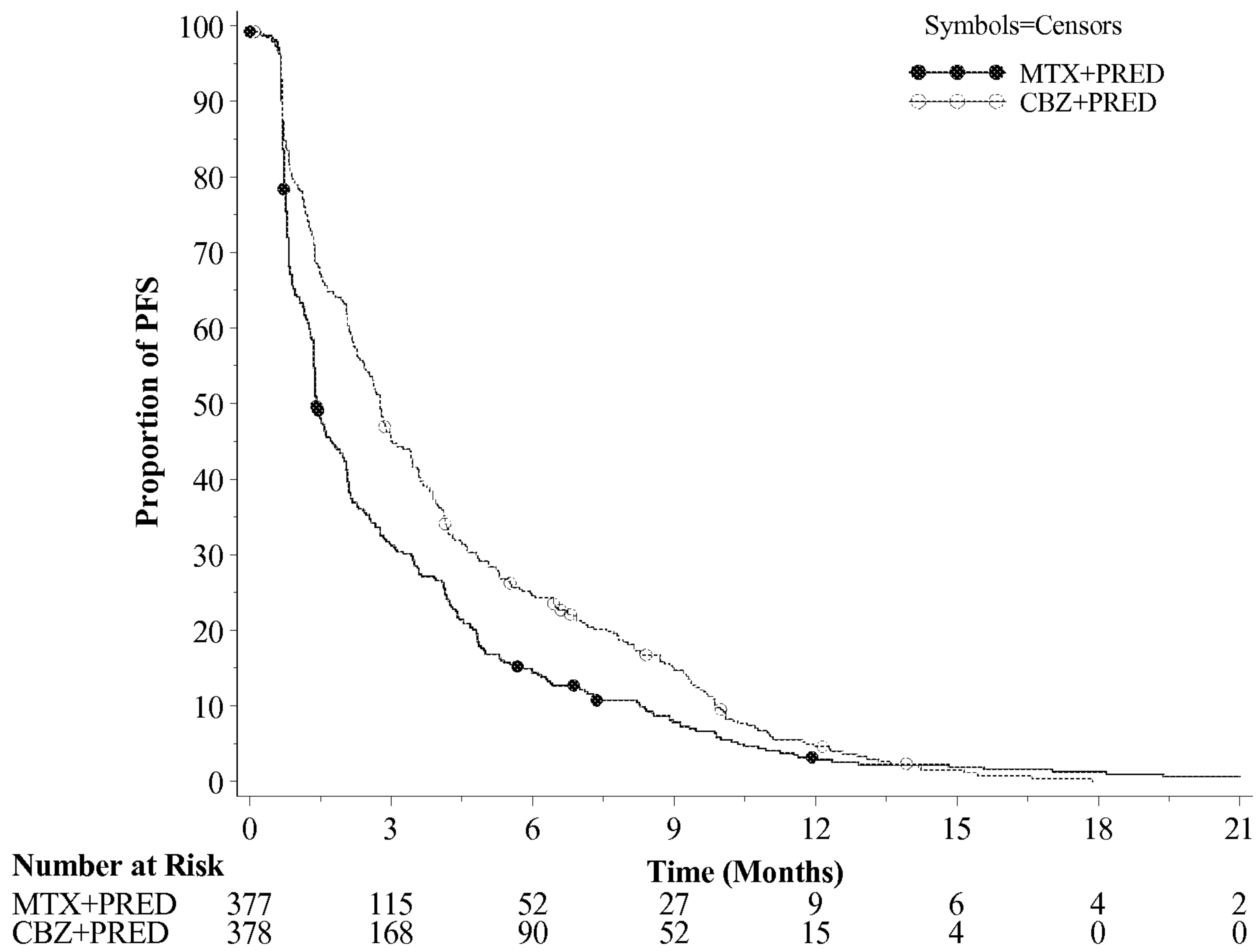


FIGURE 3

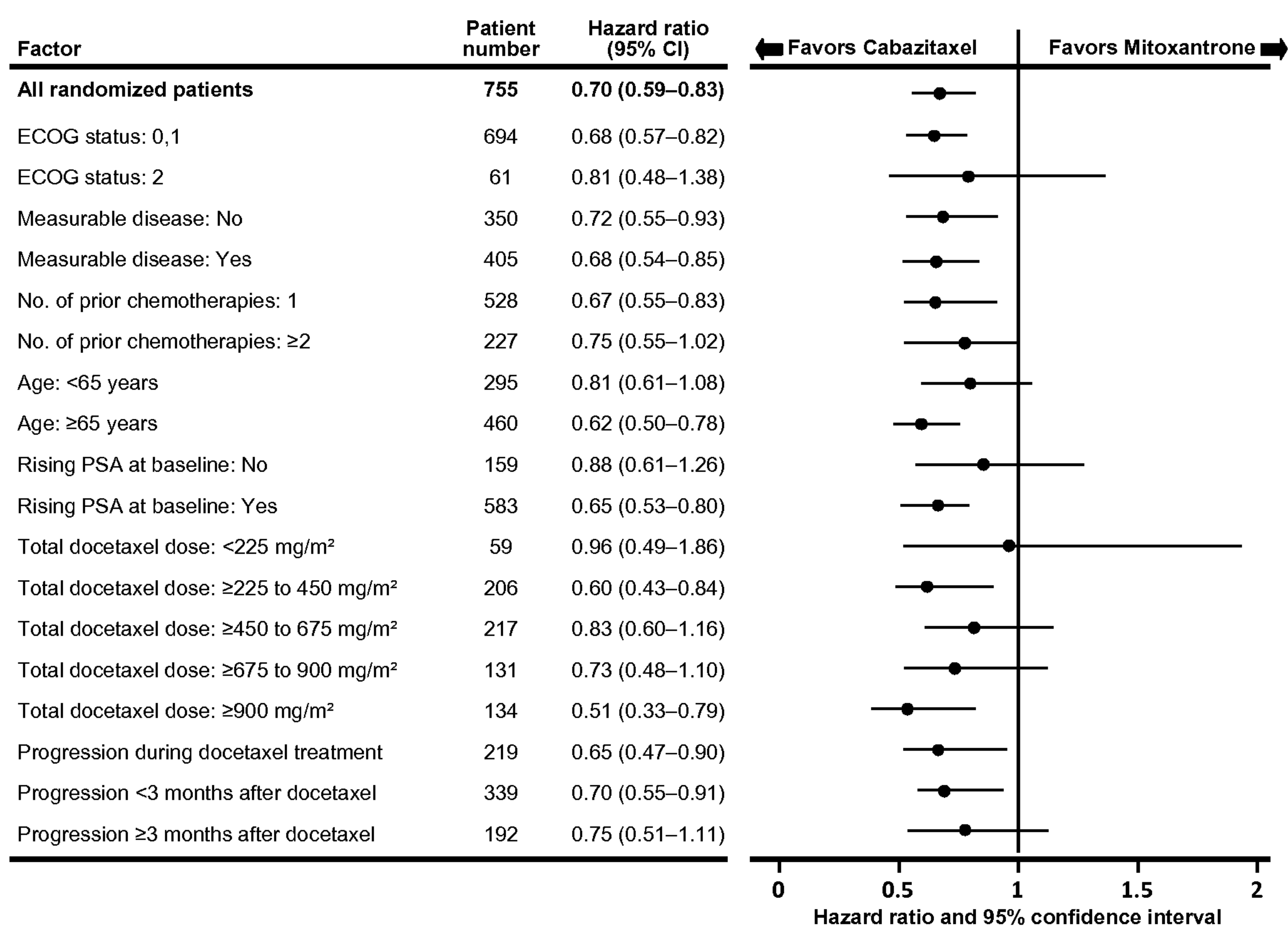


FIGURE 4

Proportion of patients with changes in ECOG performance status from baseline during treatment (safety population)

Improved: PS2 at baseline changed to 0 or 1 during treatment

Stable: no change

Worse: PS2 at baseline and changed to ≥ 3 , or 0 or 1 at baseline changed to ≥ 2 during treatment

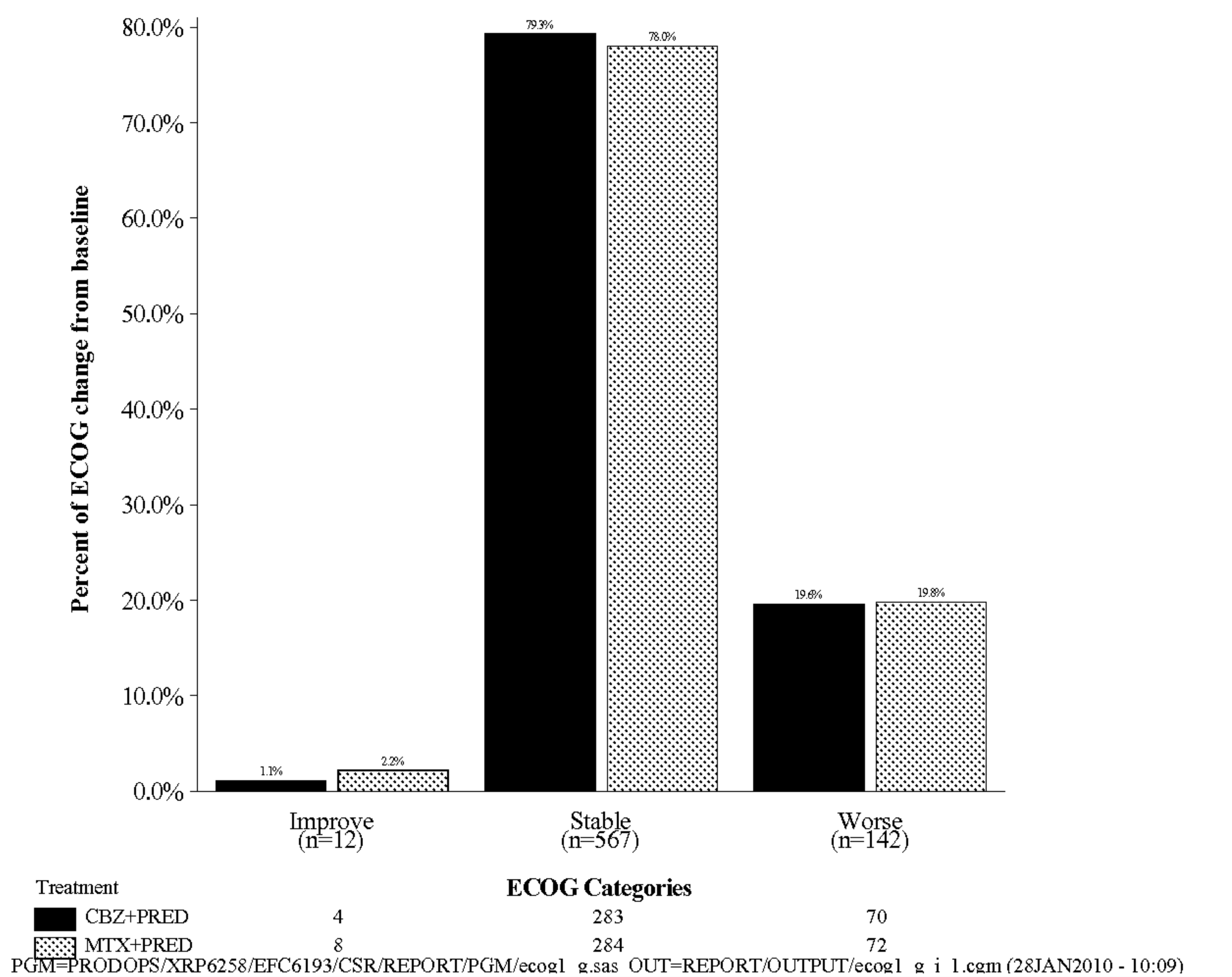


FIGURE 5

Proportion of patients with changes from baseline in the Present Pain Intensity score during treatment (ITT)

Improved: PPI score during treatment was lower vs baseline

Stable: no change

Worse: >1 unit increase in PPI score during treatment vs baseline

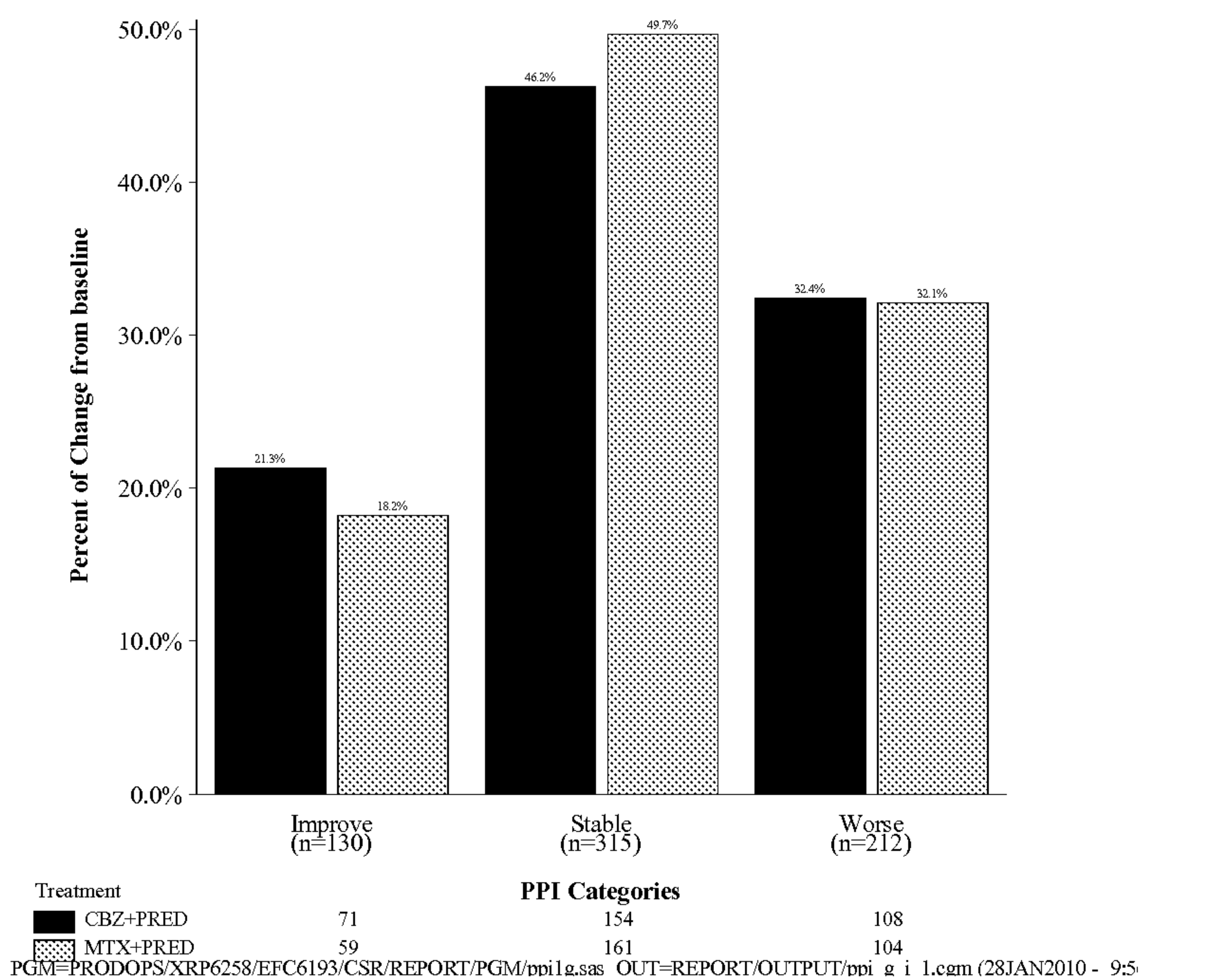


FIGURE 6

Mean area under the curve for PPI and analgesic scores by treatment cycle

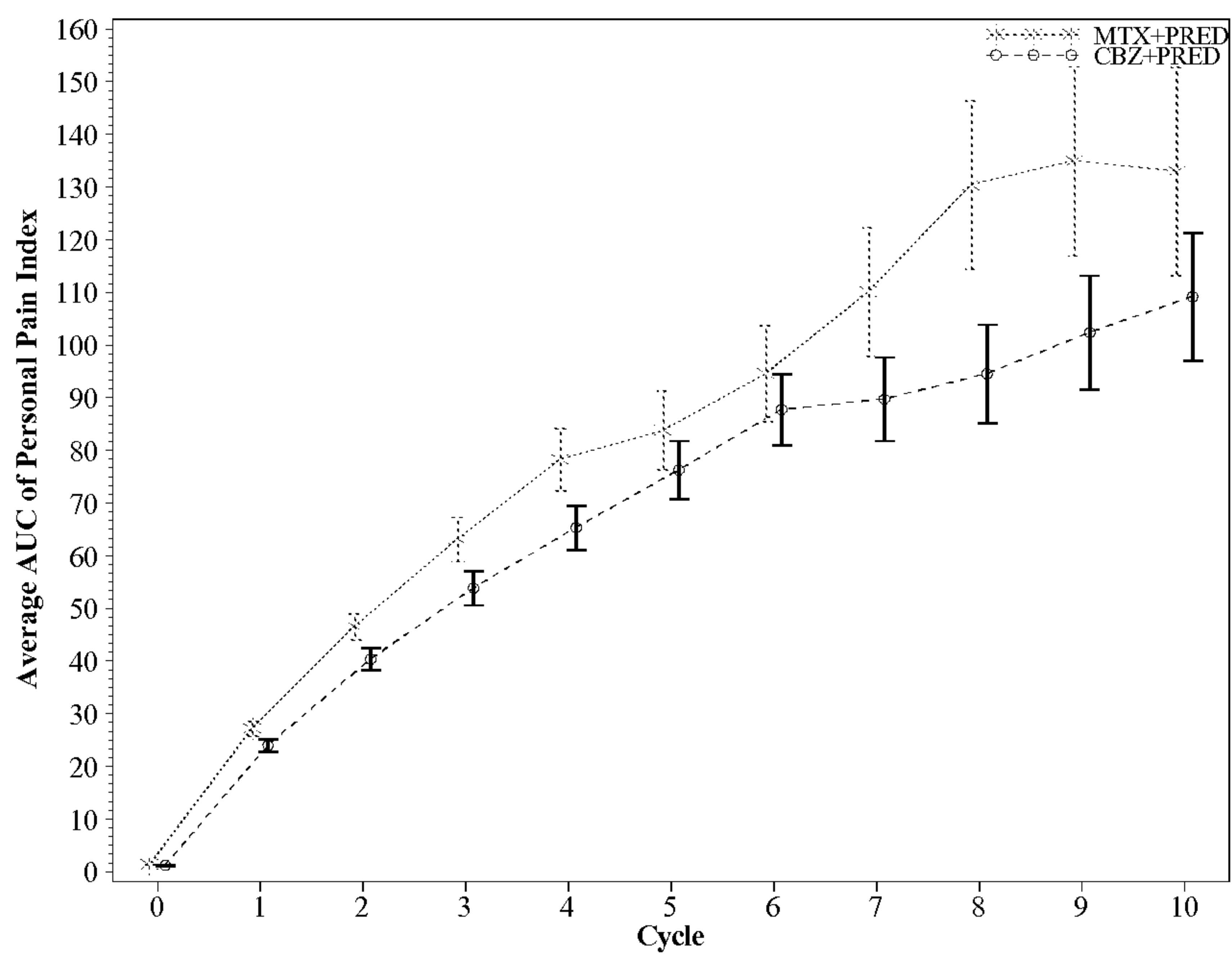
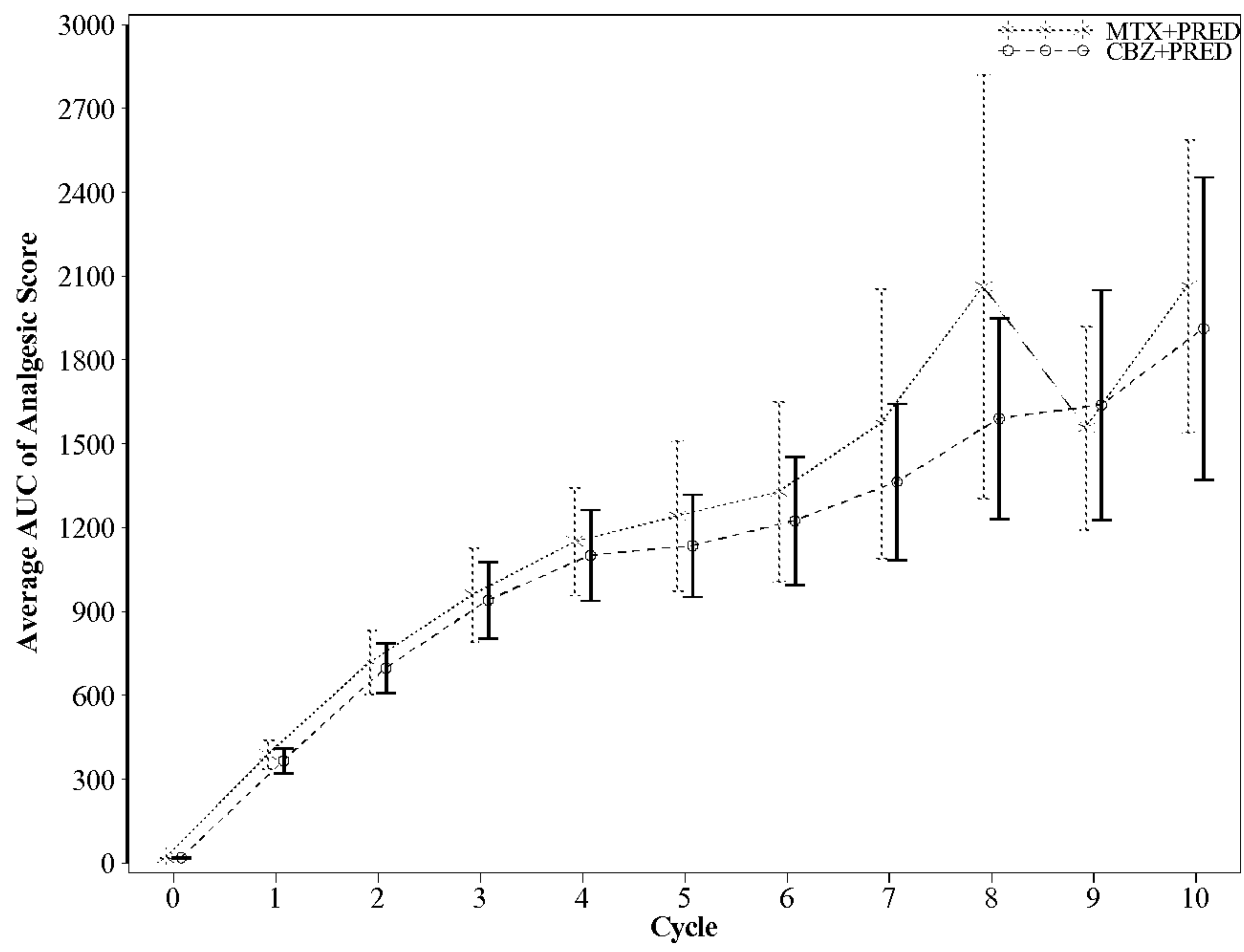
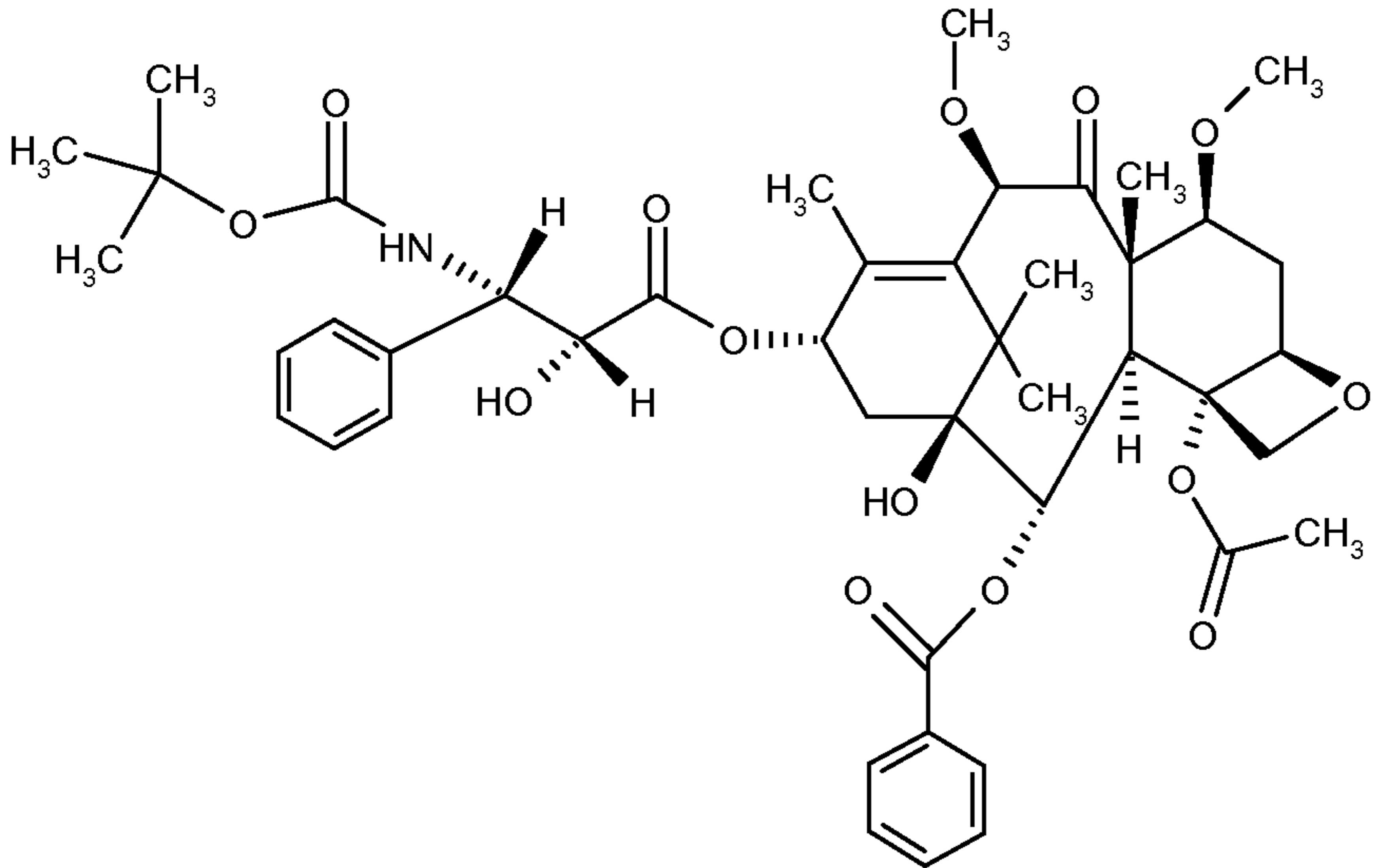


FIGURE 7

Mean AUC analgesic score



PGM=PRODOPS/XRP6258/OVERALL/SCS SCE 09/REPORT/PGM/dpauc as.sas OUT=REPORT/OUTPUT/dpauc as x 1.cgm (17FEB2010 - 15:12



(I)