



(51) International Patent Classification:

H04L 12/24 (2006.01) *H04L 12/28* (2006.01)
H04L 12/26 (2006.01) *H04L 12/58* (2006.01)

(21) International Application Number:

PCT/US2011/024629

(22) International Filing Date:

11 February 2011 (11.02.2011)

(25) Filing Language:

English

(26) Publication Language:

English

(30) Priority Data:

61/304,310 12 February 2010 (12.02.2010) US

(71) Applicant (for all designated States except US): **TEK-ELEC** [US/US]; 5200 Paramount Parkway, Morrisville, NC 27560 (US).

(72) Inventors; and

(75) Inventors/Applicants (for US only): **KANODE, Mark, Edward** [US/US]; 3204 Colby Chase Drive, Apex, NC 27539 (US). **MCCANN, Thomas, M.** [US/US]; 10560 Clubmont Lane, Raleigh, NC 27617 (US). **MARSICO, Peter, Joseph** [US/US]; 1415 Preston Spring Lane, Chapel Hill, NC 27516 (US).

(74) Agent: **HUNT, Gregory, A.**; Jenkins, Wilson, Taylor & Hunt, P.A., Suite 1200, University Tower, 3100 Tower Boulevard, Durham, NC 27707 (US).

(81) Designated States (unless otherwise indicated, for every kind of national protection available): AE, AG, AL, AM, AO, AT, AU, AZ, BA, BB, BG, BH, BR, BW, BY, BZ, CA, CH, CL, CN, CO, CR, CU, CZ, DE, DK, DM, DO, DZ, EC, EE, EG, ES, FI, GB, GD, GE, GH, GM, GT, HN, HR, HU, ID, IL, IN, IS, JP, KE, KG, KM, KN, KP, KR, KZ, LA, LC, LK, LR, LS, LT, LU, LY, MA, MD, ME, MG, MK, MN, MW, MX, MY, MZ, NA, NG, NI, NO, NZ, OM, PE, PG, PH, PL, PT, RO, RS, RU, SC, SD, SE, SG, SK, SL, SM, ST, SV, SY, TH, TJ, TM, TN, TR, TT, TZ, UA, UG, US, UZ, VC, VN, ZA, ZM, ZW.

(84) Designated States (unless otherwise indicated, for every kind of regional protection available): ARIPO (BW, GH, GM, KE, LR, LS, MW, MZ, NA, SD, SL, SZ, TZ, UG, ZM, ZW), Eurasian (AM, AZ, BY, KG, KZ, MD, RU, TJ, TM), European (AL, AT, BE, BG, CH, CY, CZ, DE, DK, EE, ES, FI, FR, GB, GR, HR, HU, IE, IS, IT, LT, LU, LV, MC, MK, MT, NL, NO, PL, PT, RO, RS, SE, SI, SK, SM, TR), OAPI (BF, BJ, CF, CG, CI, CM, GA, GN, GQ, GW, ML, MR, NE, SN, TD, TG).

Published:

— without international search report and to be republished upon receipt of that report (Rule 48.2(g))

(54) Title: METHODS, SYSTEMS, AND COMPUTER READABLE MEDIA FOR PERFORMING DIAMETER ANSWER MESSAGE-BASED NETWORK MANAGEMENT AT A DIAMETER SIGNALING ROUTER (DSR)

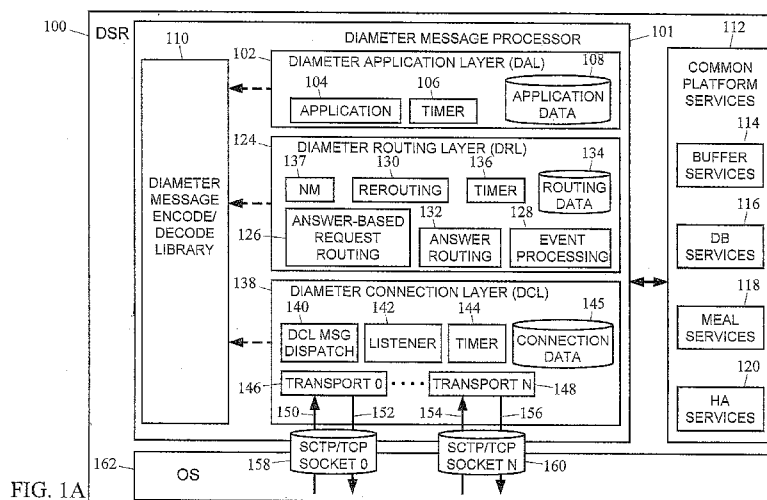


FIG. 1A

(57) Abstract: Methods, systems, and computer readable media for performing Diameter answer message-based network management at a Diameter signaling router (DSR) are disclosed. According to one method, a Diameter answer message that includes error indicator information is received from a first Diameter node at a DSR. The error indicator information included in the Diameter answer message is examined, at the DSR, and information based on the error indicator information is used to update status information for routes maintained by the DSR to the first Diameter node.

DESCRIPTION

METHODS, SYSTEMS, AND COMPUTER READABLE MEDIA FOR
PERFORMING DIAMETER ANSWER MESSAGE-BASED NETWORK
MANAGEMENT AT A DIAMETER SIGNALING ROUTER (DSR)

5

PRIORITY CLAIM

This application claims the benefit of U.S. Provisional Patent Application Serial No. 61/304,310 filed February 12, 2010; the disclosure of which is incorporated herein by reference in its entirety.

10

STATEMENT OF INCORPORATION BY REFERENCE

The disclosures of each of the following commonly-owned, co-pending U.S. Patent Applications filed on February 11, 2011 are hereby incorporated herein by reference in their entireties:

15 “Methods, Systems, And Computer Readable Media for Inter-Diameter-Message Processor Routing,” Attorney Docket No. 1322/399/2 (Serial No. not yet assigned);

 “Methods, Systems, And Computer Readable Media For Source Peer Capacity-Based Diameter Load Sharing” Attorney Docket No. 1322/399/3
20 (Serial No. not yet assigned);

 “Methods, Systems, And Computer Readable Media for Inter-Message Processor Status Sharing,” Attorney Docket No. 1322/399/4 (Serial No. not yet assigned);

 “Methods, Systems, And Computer Readable Media for Providing
25 Priority Routing at a Diameter Node,” Attorney Docket No. 1322/399/5 (Serial No. not yet assigned);

 “Methods, Systems, And Computer Readable Media for Providing Peer Routing at a Diameter Node,” Attorney Docket No. 1322/399/6/2 (Serial No. not yet assigned);

30 “Methods, Systems, And Computer Readable Media for Providing Origin Routing at a Diameter Node,” Attorney Docket No. 1322/399/7 (Serial No. not yet assigned);

“Methods, Systems, And Computer Readable Media for Providing Local Application Routing at a Diameter Node,” Attorney Docket No. 1322/399/8 (Serial No. not yet assigned);

5 “Methods, Systems, And Computer Readable Media For Answer-Based Routing of Diameter Request Messages,” Attorney Docket No. 1322/399/9 (Serial No. not yet assigned);

“Methods, Systems, And Computer Readable Media for Multi-Interface Monitoring and Correlation of Diameter Signaling Information,” Attorney Docket No. 1322/399/11 (Serial No. not yet assigned);

10 “Methods, Systems, And Computer Readable Media for Diameter Protocol Harmonization,” Attorney Docket No. 1322/399/12 (Serial No. not yet assigned);

“Methods, Systems, And Computer Readable Media for Diameter Network Management,” Attorney Docket No. 1322/399/13 (Serial No. not yet assigned); and

15

“Methods, Systems, And Computer Readable Media for Diameter Application Loop Prevention,” Attorney Docket No. 1322/399/14 (Serial No. not yet assigned).

20 TECHNICAL FIELD

The subject matter described herein relates to processing of Diameter answer messages. More specifically, the subject matter relates to methods, systems, and computer readable media for performing Diameter answer message-based network management at a Diameter message routing agent,

25 such as a Diameter signaling router (DSR) node.

BACKGROUND

Diameter is an authentication, authorization and accounting (AAA) protocol for computer networks, and is a successor to RADIUS. The

30 Diameter base protocol is defined in IETF RFC 3588, the disclosure of which is incorporated herein by reference herein in its entirety. Diameter communications may use a request-answer message exchange. Conventional Diameter answer message processing, including conventional

relaying and proxying of answer messages, may be performed by a Diameter message routing agent. The base Diameter specification requires that answer message responses be routed over the same network path as the corresponding request message was forwarded. When a Diameter agent receives an answer message, it must route the message to the peer from which it received the corresponding request message. In order to ensure that each answer message is returned along the same path as its corresponding request message, the Diameter routing agent may maintain routing state information for each pending Diameter transaction (i.e., a Diameter request awaiting an answer).

As such, a Diameter routing agent is typically deployed in such a manner so as to permit the Diameter routing agent to see both the request and answer message portions of a Diameter transaction. However, the processing of answer messages is limited to their specific transactions, even though the answer messages may contain information that is usable for network management purposes. Accordingly, in light of these difficulties, a need exists for improved methods, systems, and computer readable media for improved network management in Diameter networks.

20

SUMMARY

Methods, systems, and computer readable media for performing Diameter answer message-based network management at a DSR are disclosed. According to one method, a Diameter answer message that includes error indicator information is received from a first Diameter node at a DSR. The error indicator information included in the Diameter answer message is examined, at the DSR, and the error indicator information is used to update status information for routes maintained by the DSR to the first Diameter node.

A system for performing Diameter answer message-based network management is also disclosed. The system includes a Diameter signaling router (DSR). The DSR includes a Diameter message processor for receiving a Diameter answer message that includes error indicator information from a first Diameter node. A network management (NM)

module examines the error indicator information contained in the Diameter answer message and uses the error indicator information to update status information for routes maintained by the DSR to the first Diameter node.

According to another aspect, a method for providing network management is disclosed. The method includes establishing a lost answer message timer signifying a time period, after which, if an answer message responsive to a Diameter request message has not been received, it is determined that the answer message is lost. In response to determining that an answer message is lost, network management information maintained at the DSR may be updated and potentially distributed to other interested Diameter peer nodes. Additionally, resources may be deallocated by the DSR, which may include removing one or more pending transaction records maintained by the DSR.

According to another aspect, a system for unsolicited network management communication is disclosed. The system includes a DSR. The DSR includes a network management module for establishing a lost answer message timer signifying a time period, after which, if an answer message responsive to a Diameter request has not been received, it is determined that the answer message is lost and for updating Diameter network management information associated with a Diameter request message in response to determining that no Diameter answer message related to a Diameter request message was detected prior to expiration of the lost answer message timer. The system further includes a Diameter message processor for communicating Diameter network management information associated with a Diameter request message to one or more Diameter nodes in the network.

The subject matter described herein can be implemented in software in combination with hardware and/or firmware. For example, the subject matter described herein can be implemented in software executed by a processor. In one exemplary implementation, the subject matter described herein can be implemented using a non-transitory computer readable medium having stored thereon executable instructions that when executed by the processor of a computer control the processor to perform steps.

Exemplary non-transitory computer readable media suitable for implementing the subject matter described herein include chip memory devices or disk memory devices accessible by a processor, programmable logic devices, and application specific integrated circuits. In addition, a
5 computer readable medium that implements the subject matter described herein may be located on a single computing platform or may be distributed across plural computing platforms.

BRIEF DESCRIPTION OF THE DRAWINGS

10 The subject matter described herein will now be explained with reference to the accompanying drawings of which:

Figure 1A is a block diagram of an exemplary Diameter signaling router for performing Diameter answer message-based network management according to an embodiment of the subject matter described
15 herein;

Figure 1B is a block diagram of a Diameter signaling router having a distributed internal architecture according to an embodiment of the subject matter described herein;

Figure 2 is a flow chart illustrating exemplary steps for updating status
20 information for routes based on error indicator information contained in a Diameter message as part of performing Diameter answer message-based network management at a DSR according to an embodiment of the subject matter described herein;

Figure 3 is a message sequence diagram illustrating an exemplary
25 broadcast scenario as part of performing Diameter answer message-based network management at a DSR according to an embodiment of the subject matter described herein;

Figure 4 is a flow chart illustrating exemplary steps for caching Diameter information and responding on behalf of another Diameter node as
30 part of performing Diameter answer message-based network management at a DSR according to an embodiment of the subject matter described herein;

Figure 5 is a message sequence diagram illustrating an exemplary conditional-on-Response “error” condition proxy scenario as part of performing Diameter answer message-based network management at a DSR according to an embodiment of the subject matter described herein;

5 Figure 6 is a message sequence diagram illustrating an exemplary conditional-on-absence of Response condition proxy scenario as part of performing Diameter answer message-based network management at a DSR according to an embodiment of the subject matter described herein; and

10 Figures 7A and 7B are diagrams illustrating an exemplary answer-based internal status sharing scenario as part of performing Diameter answer message-based network management at a DSR according to an embodiment of the subject matter described herein.

15 DETAILED DESCRIPTION

As mentioned above, a Diameter routing agent is typically deployed in such a manner so as to permit the Diameter routing agent to see both the request and answer message portions of a Diameter transaction. Accordingly, the subject matter described herein includes methods, systems, and computer readable media for exploiting this particular characteristic of Diameter message routing / propagation through a Diameter network in order to obtain and share Diameter network status / network management information among interested Diameter entities in the network.

Figure 1A is a block diagram of an exemplary Diameter relay / signaling routing node for performing Diameter answer message-based network management according to embodiments of the subject matter described herein. Referring to Figure 1A, Diameter signaling router (DSR) **100** may include a Diameter connection layer (DCL), Diameter routing layer (DRL), one or more applications, and one or more routing tables. DSR **100** may perform a variety of Diameter message routing functions and, therefore, may include functionality of a Diameter routing agent, Diameter relay agent, Diameter redirect agent, Diameter proxy agent, and/or Diameter translation agent. Exemplary DRL capabilities may include: routing request messages

to peers or local applications based on message content, discarding or rejecting Diameter request messages based on message content rules, peer congestion control, allowing an operator to access only the features and capacities that are purchased, and easier configuration. In addition to message routing, DSR **100** may support a variety of value-add services/applications. In order to support both application processing and core Diameter routing functions, DSR **100** may support two message routing tables: an application routing table (ART) and a peer routing table (PRT). Additionally, the subject matter described herein for performing Diameter answer message-based network management may be designed with the assumption that answer messages and/or request messages will be lost and, therefore, effectively handle lost answer messages in order to avoid wasting memory or other resources to maintain pending transaction records for transactions that are no longer pending.

Diameter message processor **101** may be a printed circuit board including the processor and associated memory for performing Diameter routing and answer based message processing as described herein. As such, Diameter message processor **101** may support a variety of layers and applications by performing these functions. One layer on Diameter message processor **101** is Diameter application layer (DAL) **102**.

DAL **102** may include applications **104**. Exemplary applications **104** may include, but are not limited to, a Diameter client, Diameter server, translation agent, proxy agent, redirect agent, and a load generator. DAL **102** may also include timer **106** and application data **108**. DAL **102** may interface with Diameter message encode/decode library **110** for encoding and decoding Diameter messages.

Common platform services **112** may include buffer services **114**, database services **116**, measurements events alarms and logs (MEAL) services **118**, and high availability (HA) services **120**.

Diameter message processor **101** may further include Diameter routing layer (DRL) **124**. DRL **124** may be responsible for the following functions. DRL **124** may perform ingress and egress message looping detection and prevention. DRL **124** may route ingress message to one or

more local DSR applications based upon user-define rules. DRL 124 may reroute messages upon failures. DRL 124 may perform message routing based upon route priorities and weights. DRL 124 may perform message routing based upon user-defined message content. DRL 124 may perform message routing to peers with multiple transport connections. DRL 124 may manage peer transport connections (TPS). DRL 124 may throttle ingress messages based upon local DSR congestion. DRL 124 may detect and avoid peer congestion. DRL 124 may load balance peer connection load to meet MP TPS constraints.

10 DRL 124 may include answer-based request routing module 126, event processing module 128, DRL rerouting module 130, answer routing module 132, routing data 134, and DRL timer task 136. Answer-based request routing module 126 may route request messages based on information determined from previously received answer messages. The
15 functionality of routing answer messages based on request messages is described in detail in the above-described commonly-assigned patent application entitled, "Methods, Systems, and Computer Readable Media for Answer-Based Routing of Diameter Request Messages." Message processor 101 may further include Diameter network management module
20 137 for updating route data 134 based on information learned from answer messages. The functionality of network management module 137 will be described in further detail below.

DRL 124 may communicate with DAL 102 via message-based APIs. For example, DRL 124 may use application indication and application request APIs to communicate with DAL 102.
25

Diameter connection layer (DCL) 138 may perform the following functions. DCL 138 may implement Diameter connection state machine 140 for each Diameter peer. DCL 138 may establish transport connections with Diameter peers and process Diameter peer-to-peer messages and related
30 functionality. This may include capabilities exchange request/answer (CER/CEA), Diameter Watchdog request/answer (DWR/DWA), and Disconnect Peer request/answer (DPR/DPA). DCL 138 may interface with the DRL 124 by sending Diameter messages received from peers to DRL

124 using one or more message-based APIs. DCL **138** may send Diameter messages received from DRL **124** to the appropriate peer. DCL **138** may notify DRL of peer transport connection and congestion status changes. DCL **138** may process configuration and maintenance requests from DSR
5 OAM for transport configuration objects. DCL **138** may update MEAL data for transport configuration objects. DCL **138** may perform transport layer capacity control.

DCL **138** may include Diameter message dispatch module **140**, DCL listener module **142**, DCL timer task **144**, and connection data **145**.

10 DCL **138** may also include one or more IP transport tasks. For example, DCL **138** may include IP transport task **146** and **148**, where each IP transport task includes a receiving thread and a transmitting thread. For example, IP transport task **146** includes Rx thread **150** and Tx thread **152** and IP transport task **148** includes Rx thread **154** and Tx thread **156**. IP
15 transport tasks **146** and **148** may each communicate with SCTP/TCP sockets for interfacing with an operating system. For example, IP transport task **146** may communicate with SCTP/TCP socket **158** and IP transport task **148** may communicate with SCTP/TCP socket **160**. SCTP/TCP sockets **158** and **160** may be associated with OS **162**.

20 For simplicity, DSR **100** illustrated in Figure 1A includes a single message processor **101**. This is one possible configuration of DSR **100**, where a single message processor routes all Diameter signaling messages. However, DSR **100** may include full message processors, each configured as message processor **101** illustrated in Figure 1A. Figure 1B illustrates
25 such an embodiment. In Figure 1B, DSR **100** includes a plurality of message processors **101A-D**, each of which sends Diameter signaling messages to and receives Diameter signaling messages from a Diameter network. Message processors **101A-D** may be connected through an internal network **162**. Although each message processor **101A-D** may
30 include all of the components of message processor **101** illustrated in Figure 1A, for simplicity, only network management modules **137** and routing data **134** are illustrated in Figure 1B. In operation, when a Diameter message arrives at one of message processors **101A-D**, the message is routed based

on Diameter signaling information and the message from the ingress message processor to the egress message processor, and from the egress message processor to the Diameter network. As will be described in detail below, each Diameter message processor **101A-D** may perform the steps
5 described herein for answer-based network management, which may be used to update routing or status information maintained by each message processor.

Figure 2 is a flow chart illustrating exemplary steps for providing network management in a communications network that includes a Diameter relay / signaling routing node according to an embodiment of the subject
10 matter described herein. Referring to Figure 2, in step **200**, a Diameter answer message sent by a first Diameter node may be received at a DSR element that maintains Diameter route and route status information for routing Diameter messages to nodes in a Diameter network, where the
15 Diameter answer message includes error indicator information.

In step **202**, the error indicator information contained in the Diameter message may be examined. For example, the error indicator information may include error Diameter_Too_Busy or any other error indicators specified in the Diameter base protocol.

20 In step **204**, the error indicator information may be used to update status information for routes to the first Diameter node. For example, network management module **137** may update routing data **134** based on status information from a received answer message.

Figure 3 is a message flow diagram illustrating an exemplary
25 message sequence for providing network management in a communications network that includes a Diameter routing agent / translation agent / proxy agent / relay agent / redirect agent / signaling routing node according to an embodiment of the subject matter described herein. Referring to Figure 3, DSR **100** and associated answer-based network management module **137**
30 may communicate with Diameter peer node **300**, Diameter peer node **302** and Diameter node **304**. For example, Diameter peer node **300** may send Diameter request message **306** to DSR **100**. DSR **100** may forward Diameter request message **308** to Diameter node **304**. In response,

Diameter node **304** may return Diameter response message **310** that includes error indicator information to DSR **100**. At step **312**, DSR **100** may analyze Diameter answer message **310** and its error indicator information and generate a network management message. DSR **100** may then send
5 Diameter answer message **314** including the error indicator information to Diameter peer node **300** and Diameter network management message **316** to Diameter peer **302**. Diameter network management message **316** may, for example, include an error cause code and the identity of the affected Diameter node (e.g., the fully qualified domain name for Diameter node **304**).

10 Figure 4 is a flow chart illustrating exemplary steps for providing answer-based network management according to an embodiment of the subject matter described herein. Referring to Figure 4, in step **400**, a first Diameter answer message sent by a first Diameter node is received at a DSR node, where the first Diameter answer message includes error indicator
15 information. For example, DSR **100** may receive an answer message from a Diameter server node.

In step **402**, information that identifies the affected Diameter node (or an application subsystem associated with the affected Diameter node) and associated error indicator information is cached based on the first Diameter
20 answer message. For example, DSR **100** may cache information from the answer message that identifies an affected subsystem of the Diameter server.

In step **404**, a first Diameter request message sent by a second Diameter node is received at the DSR node, where the first Diameter
25 request message is destined for the first Diameter node. For example, a Diameter client may send a request message to DSR **100**, where the request is destined for the Diameter server.

In step **406**, a second Diameter answer message is generated on behalf of the first Diameter node, where the second Diameter answer
30 message includes information that is based on at least a portion of the error indicator information. For example, DSR **100** may use the cached information to generate an answer message on behalf of the server.

In step **408**, the second Diameter answer message is communicated to the second Diameter node. For example, DSR **100** may send the generated answer to the client that originated the request.

Figure 5 is a message sequence diagram illustrating an exemplary message sequence for providing network management in a communications network that includes a Diameter relay / signaling routing node according to an embodiment of the subject matter described herein. Referring to Figure 5, Diameter peer node **300** may send Diameter request message **500** to DSR **100**. DSR **100** may forward Diameter request message **502** to Diameter node **304**. In response, Diameter node **304** may return Diameter answer message **504** that includes error indicator information to DSR **100**. At step **506**, DSR **100** may analyze Diameter answer message **504** and its error indicator information. DSR **100** may then send Diameter answer message **508** including the error indicator information or information that is based at least in part on the error indicator information to Diameter peer node **300**. DSR **100** may also send Diameter request message **510** and Diameter answer message **512** including the error information or information that is based at least in part on the error indicator information to Diameter peer node **302**.

Figure 6 is a message sequence diagram illustrating an exemplary message sequence for providing network management in a communications network that includes a Diameter relay / signaling routing node according to an embodiment of the subject matter described herein. Referring to Figure 6, Diameter peer node **300** may send Diameter request message **600** to DSR **100**. DSR **100** may route Diameter request message **602** to Diameter node **304**. At step **604**, DSR **100** may start a timer for awaiting an answer to Diameter request message **602**. At step **606**, the response timer may expire without receiving a Diameter response message to Diameter request message **602**. At step **608**, status information associated with Diameter node **304** may be updated. Additionally, at step **608**, upon receipt of a next Diameter request message destined for Diameter node **304**, DSR **100** may proxy a Diameter response message including error indicator information on behalf of Diameter node **304**. DSR **100** may then send Diameter request

message **610** and Diameter response message including the error indicator information to Diameter peer node **302**.

In an alternate embodiment, DSR **100** may start a timer when a Diameter request message is routed to or towards a destination and subsequently detect the expiration of this timer. If a Diameter answer message, related to the previously routed Diameter request message, is not detected prior to the expiration of the timer, then DSR **100** may be adapted to update internal route or destination status information associated with the Diameter request message. DSR **100** may further communicate associated Diameter network management / status information associated with the route or destination of the Diameter request message to one or more Diameter nodes in the network. For example, DSR **100** may communicate a network management message to a Diameter node in the network, where the network management message includes information which indicates that the route or destination associated with the Diameter request message is experiencing problems (e.g., congested, unavailable, unreachable, is not responding, etc.). Such unsolicited network management notifications may be made to other Diameter nodes (e.g., Diameter routing agents, Diameter application servers, etc.) that have been either statically or dynamically provisioned. A statically provisioned list / table / database of subscribing and subscribed-to Diameter nodes may be pre-provisioned at DSR **100**. A dynamically provisioned list / table / database of subscribing and subscribed-to Diameter nodes may be constructed in real-time at DSR **100** as each "interested" Diameter node signals the router with information identifying those Diameter nodes to which it would like to subscribe to network management information updates. Such network management subscription information may be maintained, for example, at DSR **100** by a process or module associated with DRL **124** or DAL **102**.

Answer-Based Internal Status Sharing

Figure 7A and 7B are diagrams illustrating an exemplary answer-based internal status sharing scenario as part of performing Diameter answer message-based network management at a DSR according to an embodiment of the subject matter described herein. Referring to Figure 7A,

DSR logical network element **700** may include multiple virtual Diameter relay nodes **702**, **704**, **706**, and **708**. Each virtual Diameter relay node **702-708** may be associated with a peer routing table (PRT) and application routing table (ART) **710**, **712**, **714**, and **716**, respectively. DSR logical network
5 element **700** may be a DSR, such as DSR **100**, where each MP functions as a virtual Diameter relay node. As such, network management information learned by one virtual relay node based on a received answer message may be directed to other relay nodes within NE **700**.

ARTs **710-716** may each contain a prioritized list of user-configurable
10 routing rules which define which local applications to invoke, and in which order, based upon message content.

PRTs **710-716** may each contain a prioritized list of user-configurable routing rules which define where to route a message to a peer based upon message content.

15 Diameter peer node **718** may send Diameter request message **720** to virtual Diameter relay node **702**. Virtual Diameter relay node **702** may then direct Diameter request message **722** to egress virtual Diameter relay node **708**. Virtual Diameter relay node **708** may then start a response/answer timer and route Diameter request message **726** to Diameter peer node **728**.

20 Referring to Figure 7B, at step **730**, the response/answer timer may expire before virtual Diameter relay node **708** receives Diameter response message **732** associated with Diameter request message **726**. It is appreciated that Diameter response message **732** may include internal status update information for Diameter peer node **728**.

25 Virtual Diameter relay node **708** may then communicate status update information to some or all virtual Diameter relay nodes in the DSR. For example, virtual Diameter relay node **708** may communicate status updates **734A**, **734B**, and **734C** to virtual Diameter relay nodes **706**, **702**, and **704**, respectively. In response, virtual Diameter relay nodes **706**, **702**, and **704**
30 may update their respective ARTs and PRTs **714**, **710**, and **712**, respectively, with the status information provided in status updates **734A**, **734B**, and **734C**.

Lost Answer Responses

When answer messages are lost prior to their receipt by DSR **100**, the “pending transactions” associated with the lost answer messages should either be aborted (answer response sent to peer) or re-routed. Since DSR **100** cannot directly “detect” a lost answer message, nor can it query the remote status of a forwarded Request message, it may predict with high probability that one has been lost.

One such prediction method may be time-based. If an answer has not been received in “X” seconds, then the answer message may be assumed to most likely be lost. The larger the value of “X”, the higher the probability of loss. In one embodiment, a DRL “Lost answer Timer” may be supported and operator-configurable. An exemplary default value for X may be 30 seconds. It may be appreciated that the value of X may also be application dependent. For example, if the “Lost answer Timer” is application specific and DSR **100** supports multiple applications, the value may be per-application specific. It may also be appreciated that when the “Lost answer Timer” expires, DRL **124** may abort the transaction (default) and send an answer Response message. In another embodiment, DRL **124** may re-route the transaction.

Processing Answer Responses From Redirect Agents

It may be appreciated that the process for redirecting a response message may be a DRL-configurable option.

According to one embodiment, the response message may be propagated backwards. This may be a default option.

According to another embodiment, the response message may be re-routed using Redirect-Host AVPs.

Routing Answer Responses to Unavailable/Congested Peers

When DRL **124** receives an answer message and the message cannot be immediately delivered because the transport layer queue for the peer is full or the peer is congested, then DRL **124** has two options: delay delivery of the message within DRL **124** or immediately discard the answer message.

Delaying delivery of the message within DRL 124 may include buffering answer messages for a configurable time-period X1. If the peer's status changes before the timer expires, then the buffered answer messages may be forwarded. If the timer expires and the peer is Available, then an attempt may be made to forward the buffered answer message until the buffer is flushed or another blocking condition occurs (e.g., transport queue full). In order to prevent an answer message from being queued indefinitely, a "maximum answer message queue delay" may be supported (i.e., message aging) where the answer message may be discarded when the above mentioned maximum delay is exceeded. It may be appreciated that if the transport connection is blocked for an inordinate period of time, preventing any answer messages from being sent, the transport layer may be disconnected in order to clear the condition and trigger the peer to re-forward the messages in the pending transaction queue(s).

It will be understood that various details of the subject matter described herein may be changed without departing from the scope of the subject matter described herein. Furthermore, the foregoing description is for the purpose of illustration only, and not for the purpose of limitation, as the subject matter described herein is defined by the claims as set forth hereinafter.

CLAIMS

What is claimed is:

1. A method for providing answer message-based network management, the method comprising:
 - 5 receiving, at a Diameter signaling router (DSR), a first Diameter answer message from a first Diameter node, wherein the first Diameter answer message includes error indicator information;
examining, at the DSR, the error indicator information included in the first Diameter answer message; and
10 using the error indicator information to update status information for routes maintained by the DSR to the first Diameter node.
 2. The method of claim 1 comprising generating, by the DSR, a network management message based on the error indicator information received from the first Diameter node and communicating the network management message to other Diameter nodes.
 3. The method of claim 1 wherein the error indicator information indicates that the first answer message cannot be immediately delivered to a peer because a transport layer queue for the peer is full or congested.
 - 20 4. The method of claim 3 comprising buffering the first answer message for a configurable time period X1.
 5. The method of claim 4 comprising forwarding the buffered answer message to the peer if the peer's status changes before the configurable time period X1 expires.
 - 25 6. The method of claim 4 comprising attempting to forward the buffered answer message, if the configurable time period X1 expires and the peer's status is available, until the buffer is flushed or another blocking condition occurs.
 - 30 7. The method of claim 4 comprising discarding the first answer message once the time period X1 expires.

8. The method of claim 1 comprising receiving, the DSR, a first Diameter request message sent by a second Diameter node, wherein the first Diameter request message is destined for the first Diameter node;
in response to receiving the first Diameter request message,
5 generating a second Diameter answer message on behalf of the first Diameter node, wherein the second Diameter answer message includes information based on at least a portion of the error indicator information included in the first Diameter answer message; and
communicating the second answer message to the second
10 Diameter node.
9. The method of claim 8 wherein the error indicator information identifies an affected application subsystem associated with a Diameter node.
10. The method of claim 1 wherein using the error indication information
15 to update the status information includes updating status information maintained by each of a plurality of message processors of the DSR.
11. A method for unsolicited network management information communication, the method comprising:
establishing, by a Diameter signaling router (DSR), a lost
20 answer message timer signifying a time period, after which, if an answer message responsive to a Diameter request message has not been received, it is determined that the answer message is lost;
updating Diameter network management information associated with the Diameter request message in response to
25 determining that no Diameter answer message related to the Diameter request message was detected prior to the expiration of the lost answer message timer; and
communicating the Diameter network management information associated with the Diameter request message to one or more
30 Diameter nodes in the network.
12. The method of claim 11 wherein updating the Diameter network management information includes updating route status information maintained by each of a plurality of message processors of the DSR.

13. The method of claim 12 wherein updating the internal route or destination status information includes updating information indicating that a route or destination associated with the Diameter request message is one of congested, unavailable, unreachable, or not responding.
14. The method of claim 11 wherein the interested Diameter peer node includes one of an a DSR, Diameter routing agent, Diameter proxy agent, Diameter translation agent, Diameter relay agent, Diameter redirect agent, Diameter application, Long Term Evolution (LTE) node, Internet protocol Multimedia Subsystem (IMS) node, Diameter client, or Diameter server.
15. The method of claim 11 wherein communicating the Diameter network management information includes statically provisioning one of a list, table, or database of subscribing and subscribed-to Diameter nodes at the DSR.
16. The method of claim 11 wherein communicating the Diameter network management information includes dynamically provisioning, in real-time at the DSR, one of a list, table, or database of subscribing and subscribed-to Diameter nodes in response to one or more interested Diameter nodes that wish to subscribe to network management information updates.
17. The method of claim 11 wherein communicating the Diameter network management information includes one of broadcast, multicast, and unicast.
18. A system for providing answer message-based network management, the system comprising:
a Diameter signaling router including:
a Diameter message processor associated for receiving a first Diameter answer message from a first Diameter node, wherein the first Diameter answer message includes error indicator information;
and
a network management (NM) module for examining the error indicator information contained in the first Diameter answer message

and using the error indicator information to update status information for routes maintained by the DSR to the first Diameter node.

19. The system of claim 18 wherein the Diameter message processor is configured to generate a network management message based on the error indicator information received from the first Diameter node and to communicate the network management message to other nodes in the Diameter network.
20. The system of claim 18 wherein the error indicator information indicates that the first answer message cannot be immediately delivered to a peer because a transport layer queue for the peer is full or congested.
21. The system of claim 20 wherein the network management module is configured to buffer the first answer message for a configurable time period X1.
22. The system of claim 21 wherein the network management module is configured to forward the buffered answer message to the peer if the peer's status changes before the configurable time period X1 expires.
23. The system of claim 21 wherein the network management module is configured to attempt to forward the buffered answer message, if the configurable time period X1 expires and the peer's status is available, until the buffer is flushed or another blocking condition occurs.
24. The system of claim 20 wherein the network management module is configured to establish a maximum answer message queue delay time period after expiration of which the answer message will be discarded.
25. The system of claim 18 wherein the network management module is configured for:
- generating a second answer message on behalf of the first Diameter node in response to receiving the first Diameter request message, wherein the second answer message includes information based on at least a portion of the error indicator information included in the first Diameter answer message; and

communicating the second Diameter answer message to the second Diameter node.

26. The system of claim 25 wherein the caching module is configured to identify an affected application subsystem associated with a Diameter node.
27. The system of claim 18 wherein using the error indication information to update the status information includes updating status information maintained by each of a plurality of message processors of the DSR.
28. A system for unsolicited network management information broadcast, the system comprising:
a Diameter signaling router (DSR) including:
a network management module for establishing a lost answer message timer signifying a time period, after which, if an answer message responsive to a Diameter request message has not been received, it is determined that the answer message is lost and for updating Diameter network management information associated with the Diameter request message in response to determining that no Diameter answer message related to the Diameter request message was detected prior to the expiration of the lost answer message timer; and
a Diameter message processor for communicating the Diameter network management information associated with the Diameter request message to one or more Diameter nodes in the network.
29. The system of claim 28 wherein the network management module is configured to update route status information maintained by each of a plurality of message processors of the DSR in response to determining that no answer message related to the Diameter request message was recovered prior to the expiration of the lost answer message timer.
30. The system of claim 29 wherein the network management module is configured to update information indicating that a route or destination

associated with the Diameter request message is one of congested, unavailable, unreachable, or not responding.

31. The system of claim 28 wherein the interested Diameter peer node includes one of an a DSR, Diameter routing agent, Diameter proxy agent, Diameter translation agent, Diameter relay agent, Diameter redirect agent, Diameter application, Long Term Evolution (LTE) node, Internet protocol Multimedia Subsystem (IMS) node, Diameter client, or Diameter server.
32. The system of claim 28 wherein the network management module is configured to statically provision one of a list, table, or database of subscribing and subscribed-to Diameter nodes at the DSR.
33. The system of claim 28 wherein the network management module is configured to dynamically provision, in real-time at the DSR, one of a list, table, or database of subscribing and subscribed-to Diameter nodes in response to one or more interested Diameter nodes that wish to subscribe to network management information updates.
34. The system of claim 28 wherein the network management module is configured to one of broadcast, multicast, and unicast the Diameter network management information.
35. A non-transitory computer readable medium comprising computer executable instructions embodied in a non-transitory computer readable medium and when executed by a processor of a computer performs steps comprising:
at a Diameter signaling router (DSR):
receiving, a Diameter answer message from a first Diameter node, wherein the Diameter answer message includes error indicator information;
examining the error indicator information included in the Diameter message; and
using the error indicator information to update status information for routes to the first Diameter node.
36. A non-transitory computer readable medium comprising computer executable instructions embodied in a non-transitory computer

readable medium and when executed by a processor of a computer performs steps comprising:

at a Diameter signaling router (DSR):

5 establishing, by the DSR, a lost answer message timer signifying a time period, after which, if an answer message responsive to a Diameter request message has not been received, it is determined that the answer message is lost;

10 updating Diameter network management information associated with the Diameter request message in response to determining that no Diameter answer message related to the Diameter request message was detected prior to the expiration of the lost answer message timer; and

15 communicating the Diameter network management information associated with the Diameter request message to one or more Diameter nodes in the network.

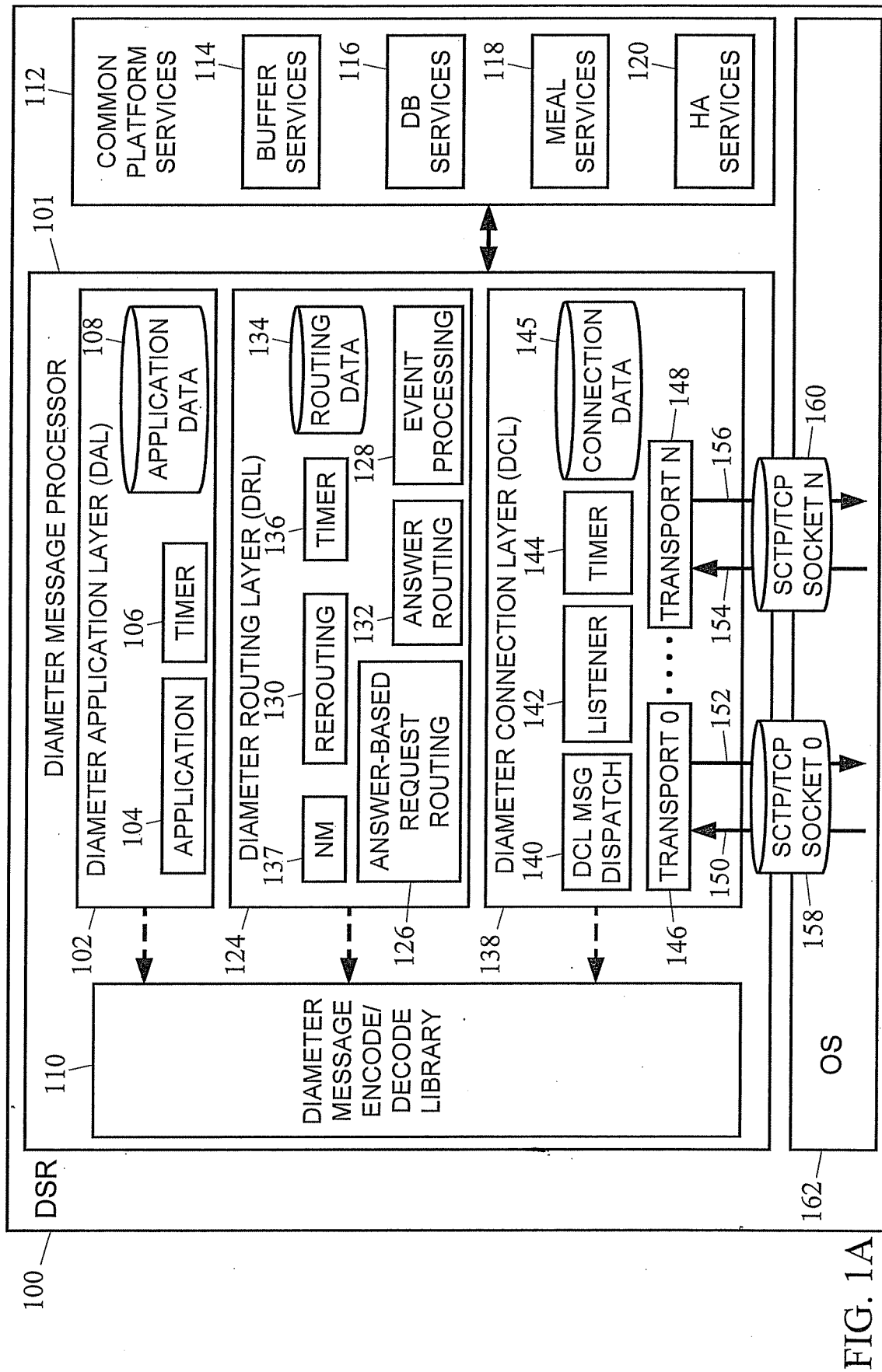


FIG. 1A

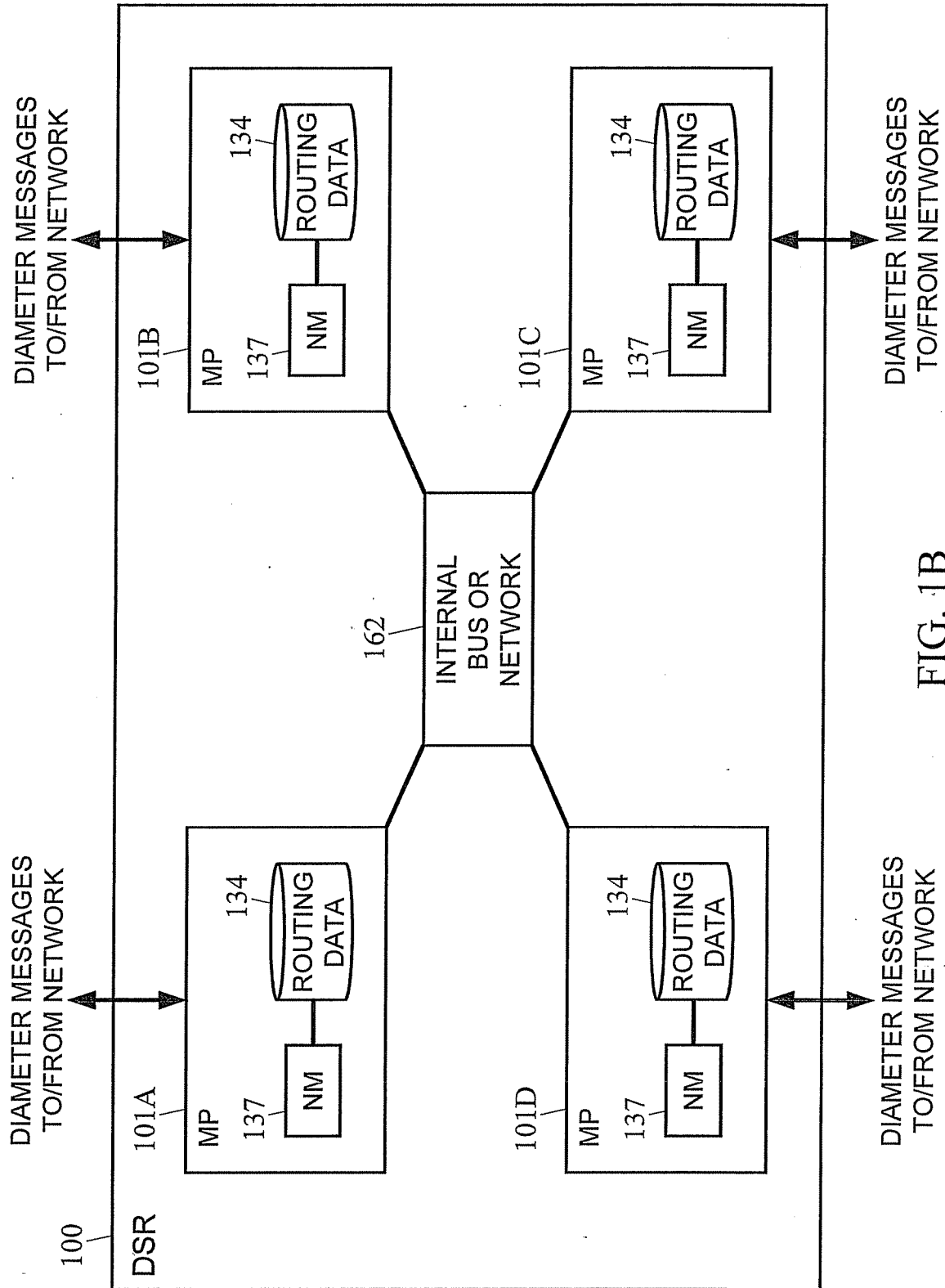


FIG. 1B

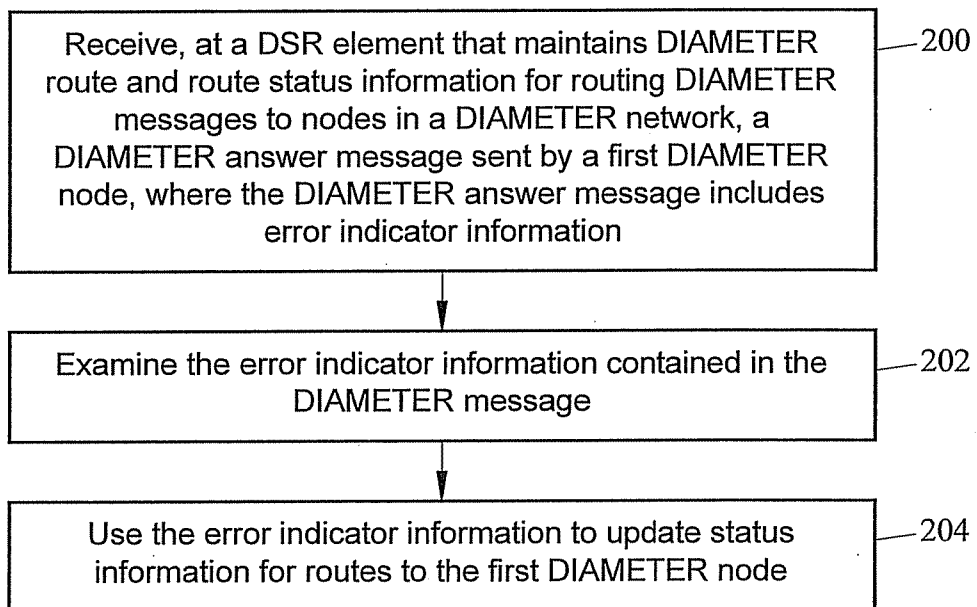


FIG. 2

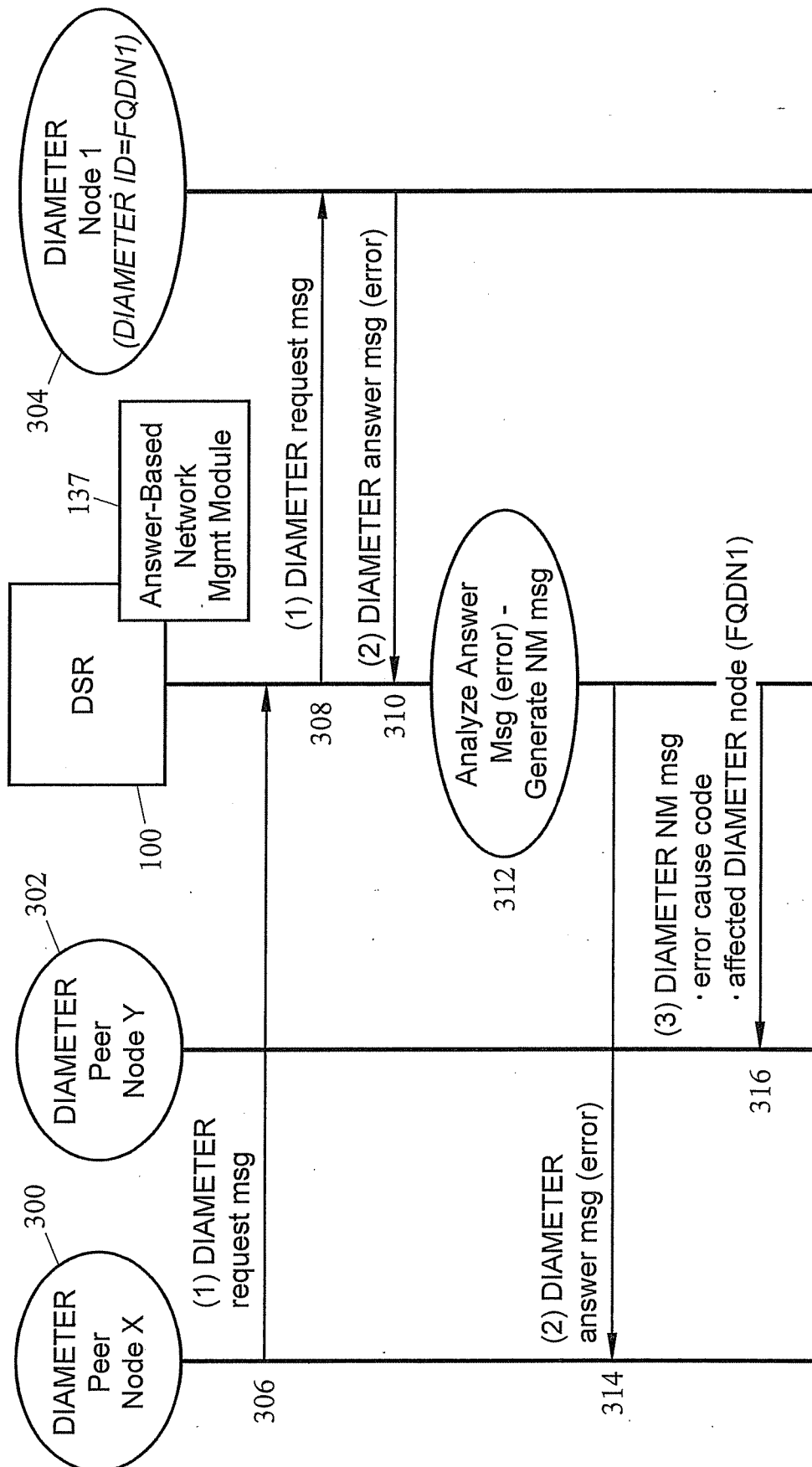


FIG. 3

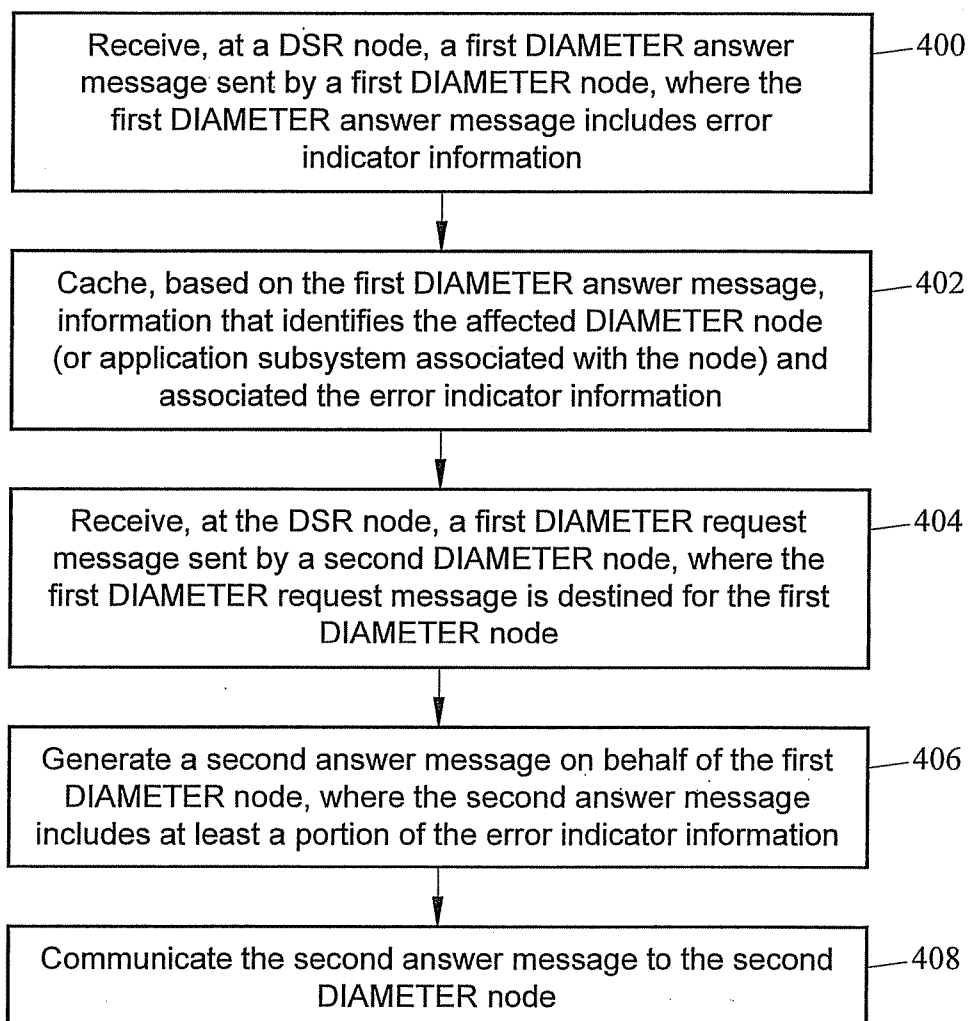


FIG. 4

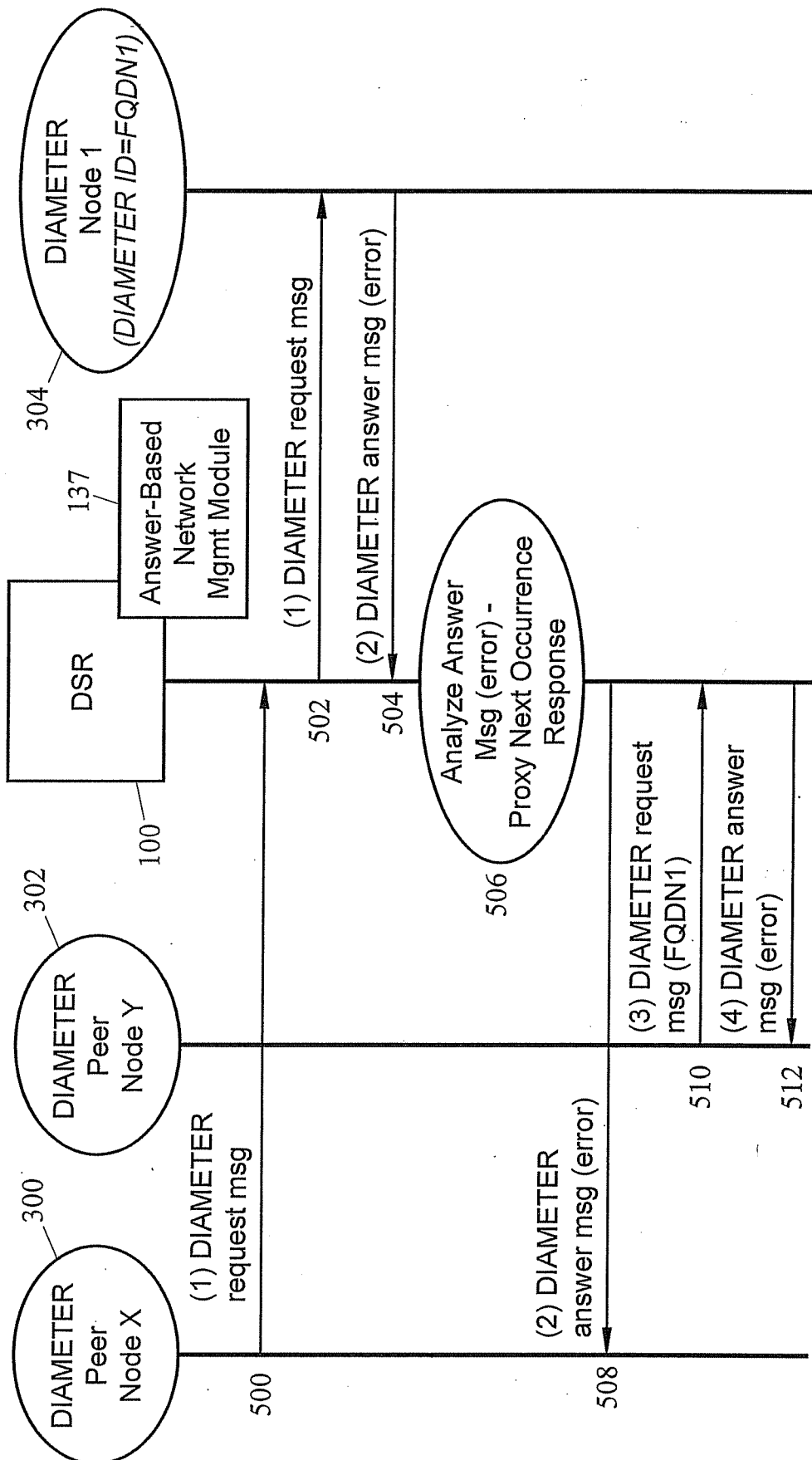


FIG. 5

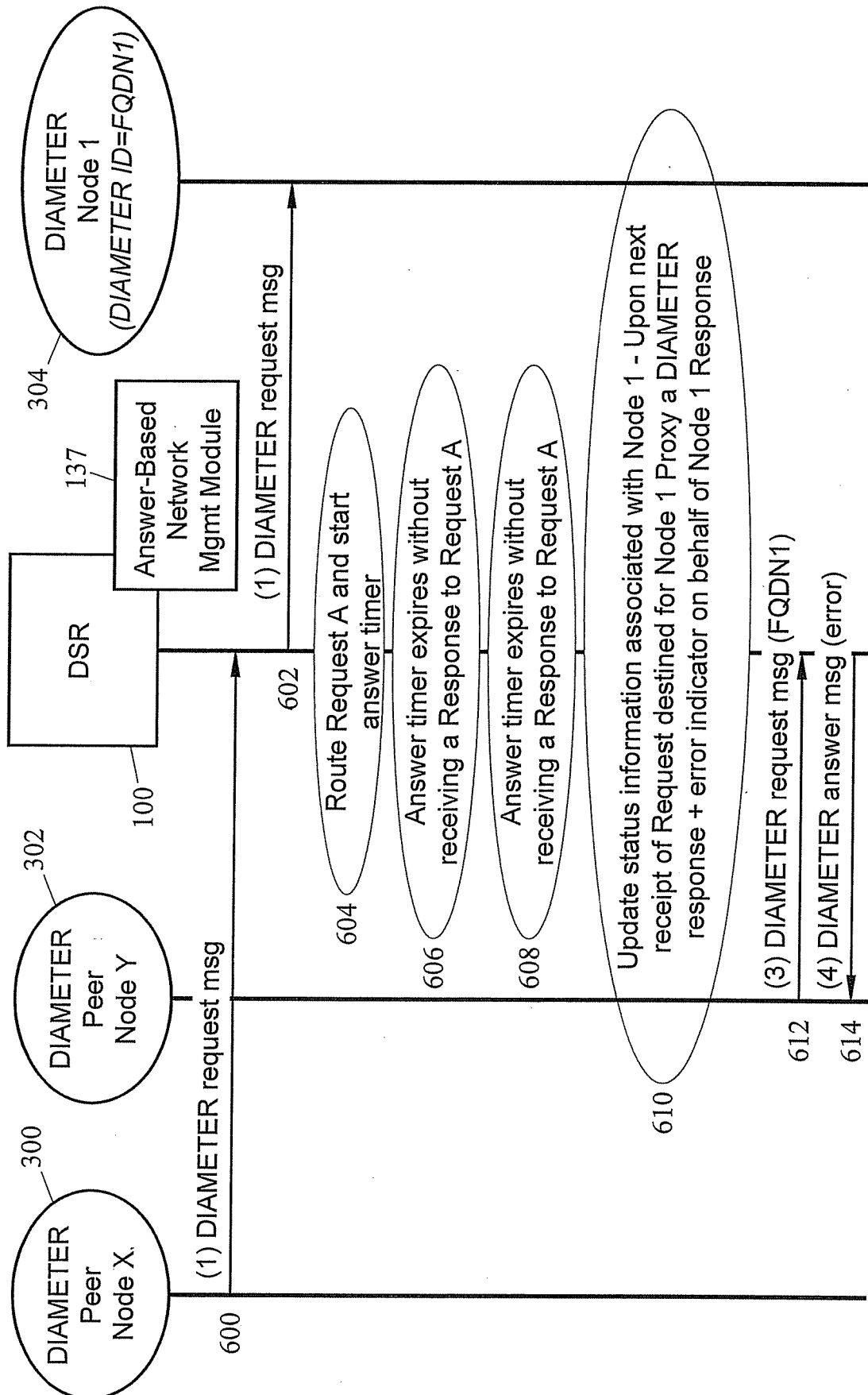


FIG. 6

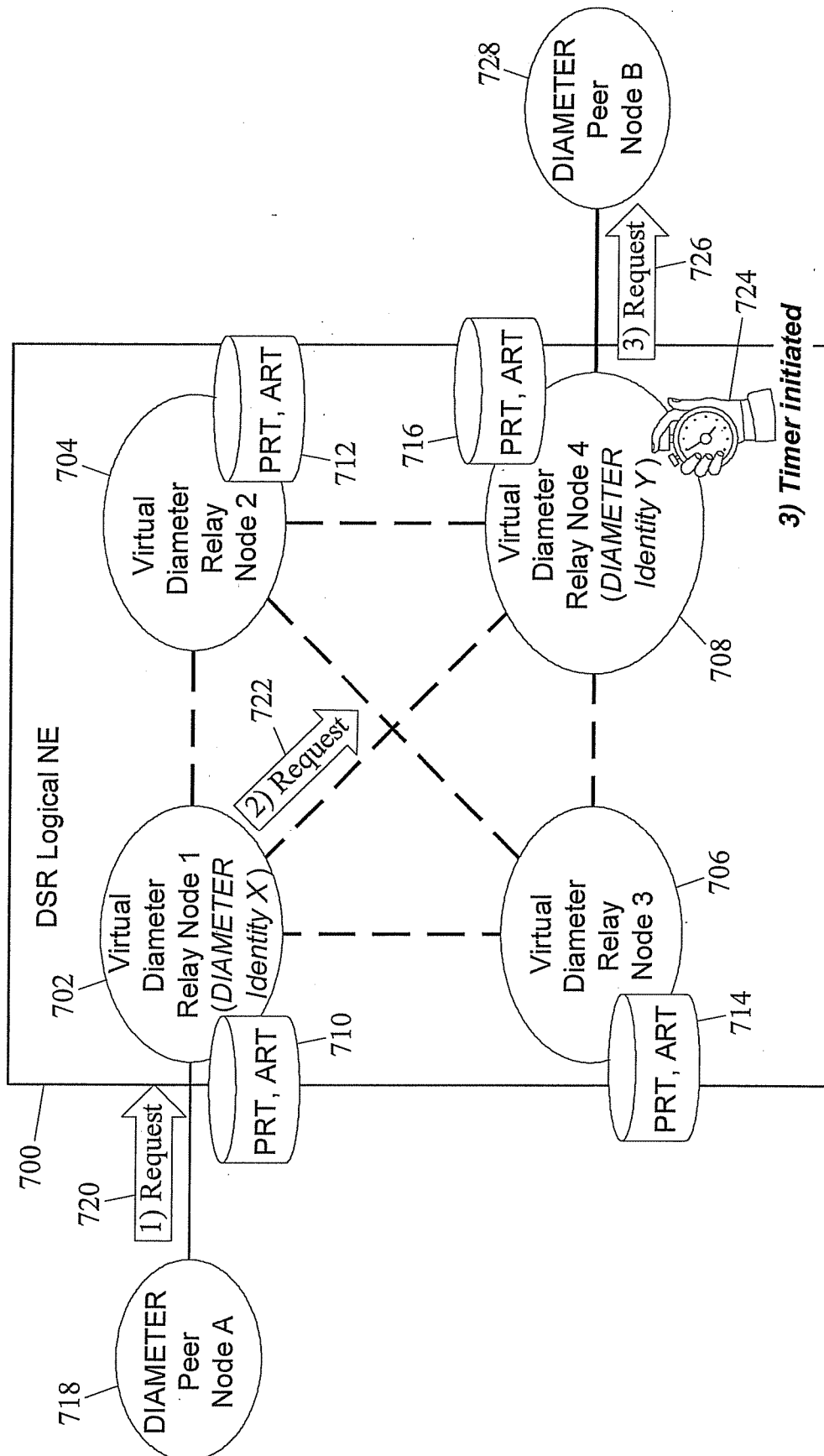


FIG. 7A

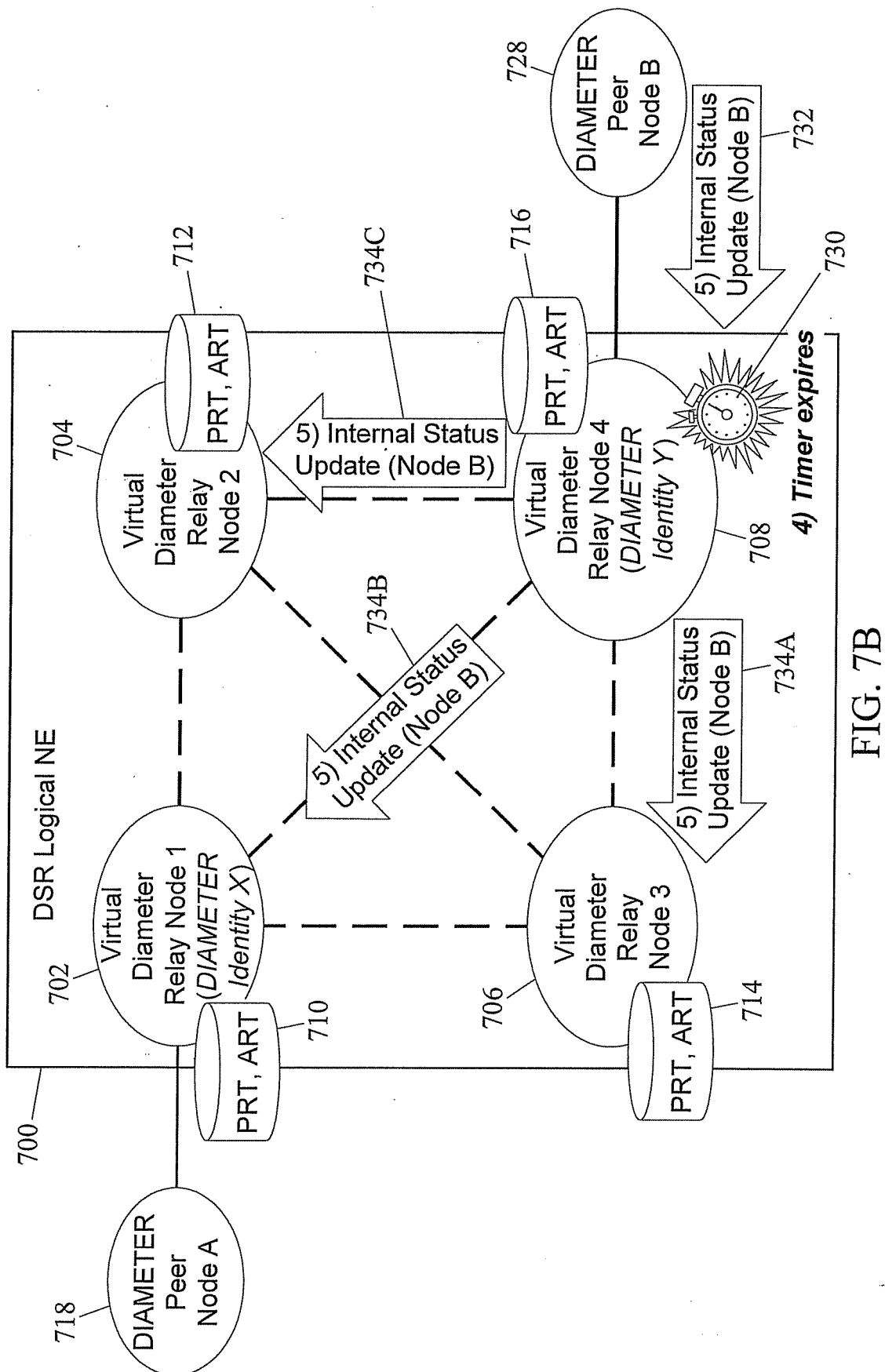


FIG. 7B