



US00D360338S

United States Patent [19]

[11] Patent Number: **Des. 360,338**

Westgerdes

[45] Date of Patent: **** Jul. 18, 1995**

[54] TWO-PIECE WATER BOTTLE

[75] Inventor: **James J. Westgerdes**, Fort Recovery, Ohio

[73] Assignee: **Fort Recovery Industries, Inc.**, Fort Recovery, Ohio

[**] Term: **14 Years**

[21] Appl. No.: **14,861**

[22] Filed: **Nov. 1, 1993**

[52] U.S. Cl. **D7/511; D7/510**

[58] Field of Search **D7/509, 510, 511, 507, D7/513, 300.2, 300.1, 523; D9/537, 436, 444, 445, 446, 447, 510, 511, 504, 502; 220/4.27, 527, 711, 717, 395, 705; D12/411; D3/202**

[56] References Cited

U.S. PATENT DOCUMENTS

D. 205,736	9/1966	Jordan	D3/202
D. 247,848	5/1978	Croyle	D9/447
D. 332,373	1/1993	Kahl	D7/510
D. 339,503	9/1993	Callaway	D9/503 X
D. 346,932	5/1994	Cautereels	D7/507
D. 347,552	6/1994	Green	D7/510 X
D. 350,482	9/1994	Hu et al.	D9/445 X
D. 350,672	9/1994	Egger et al.	D7/511 X
D. 351,313	10/1994	Giard, Jr.	D7/511 X
4,801,027	1/1989	Hunter	220/711 X
5,282,541	1/1994	Chen	220/705 X

Primary Examiner—Alan P. Douglas

Assistant Examiner—M. N. Pandozzi

Attorney, Agent, or Firm—Wood, Herron & Evans

[57] CLAIM

The ornamental design for a two-piece water bottle, as shown and described.

DESCRIPTION

FIG. 1 is an exploded elevational view of a two-piece water bottle embodying my new design;

FIG. 2 is a top plan view of the two piece water bottle taken on line 2—2 of FIG. 1 where the lid portion is removed for ease of illustration;

FIG. 3 is a bottom plan view taken on line 3—3 of FIG. 1, the base removed for ease of illustration;

FIG. 4 is a top plan view thereof;

FIG. 5 is a side elevational view of the cap portion where the bottle portion is removed for ease of illustration;

FIG. 6 is an opposite side elevational view of the cap portion where the bottle portion is removed for ease of illustration;

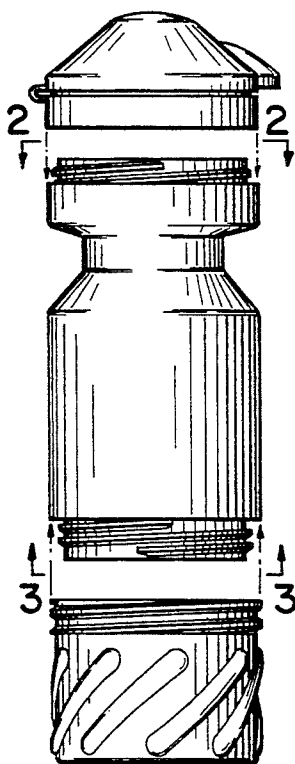
FIG. 7 is a bottom plan view of the cap portion where the bottle portion is removed for ease of illustration;

FIG. 8 is a top perspective view of the cap portion in an open position, the bottle portion is removed for ease of illustration;

FIG. 9 is a top plan view of the bottom cup portion of the bottle, the upper bottle portion being removed for ease of illustration;

FIG. 10 is a bottom plan view thereof; and,

FIG. 11 is a side elevational view thereof, the opposite side being a mirror image thereof.



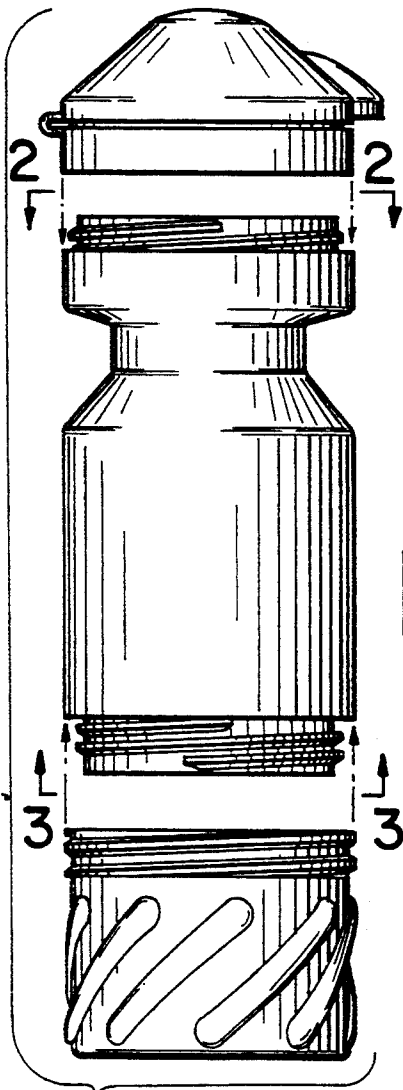


FIG. 1

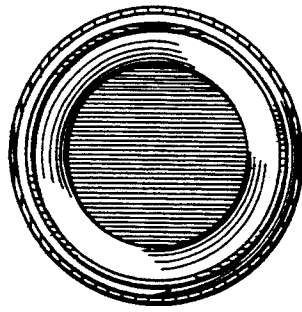


FIG. 2

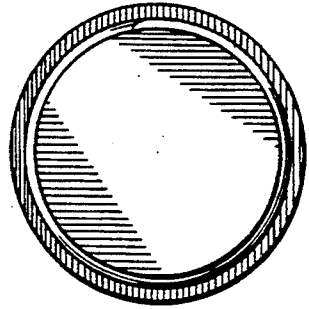


FIG. 3

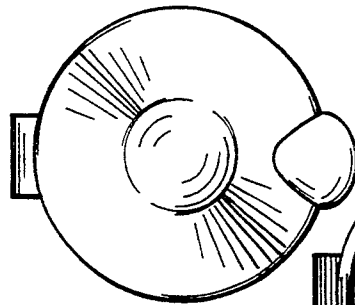


FIG. 4

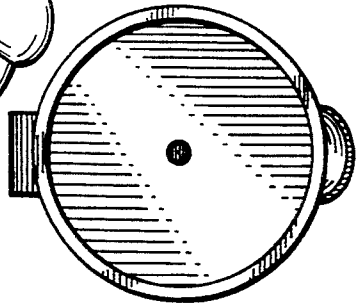


FIG. 7




FIG. 5

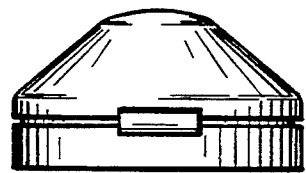


FIG. 6

FIG. 9

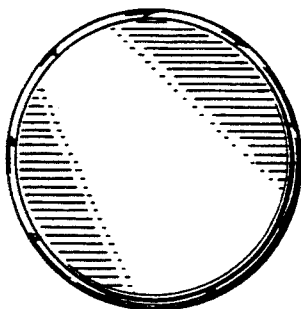



FIG. 10

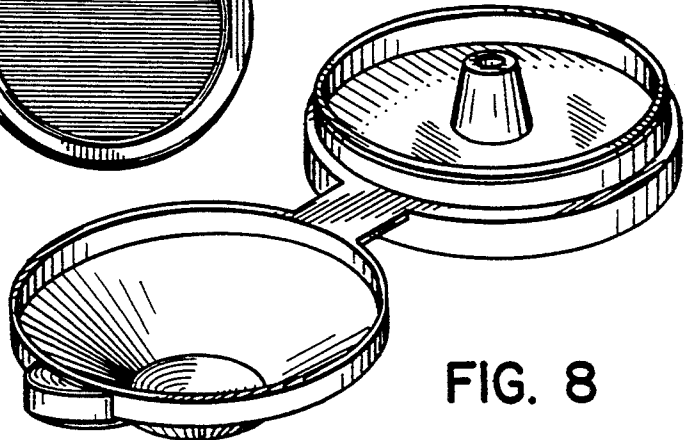


FIG. 8

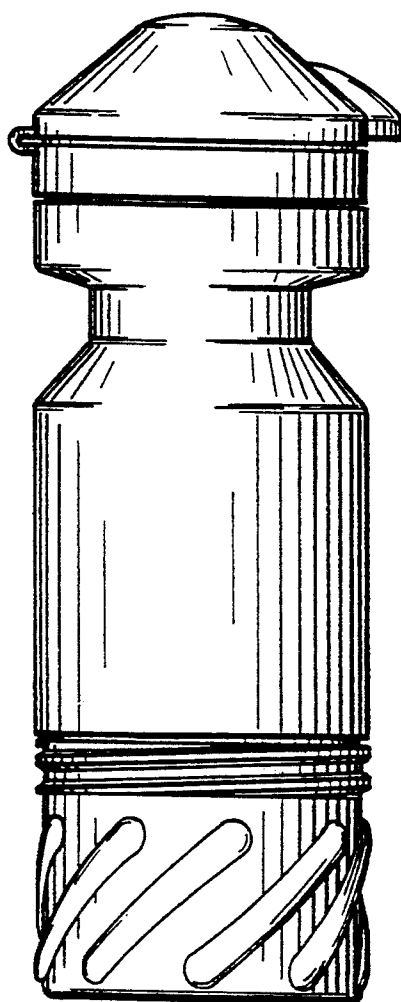


FIG. II