



US00D547005S

(12) **United States Design Patent**
Granito

(10) **Patent No.:** **US D547,005 S**

(45) **Date of Patent:** **** Jul. 17, 2007**

(54) **COMB CUTTER**

(76) Inventor: **Mario Granito**, 4 Elmhurst Court,
Hermosa Road, Teignmouth, Devon
TQ14 9LF (GB)

(**) Term: **14 Years**

(21) Appl. No.: **29/236,601**

(22) Filed: **Aug. 18, 2005**

(30) **Foreign Application Priority Data**

May 12, 2005 (EM) 000341839
May 12, 2005 (EM) 000341839

(51) **LOC (8) Cl.** **28-03**

(52) **U.S. Cl.** **D28/25; D28/44**

(58) **Field of Classification Search** D28/44,
D28/45-48, 25; 30/30, 32, 34.05, 34.1, 43,
30/43.1, 195, 233.5, 526; 132/148
See application file for complete search history.

(56) **References Cited**

U.S. PATENT DOCUMENTS

2,709,849 A * 6/1955 Loy 30/47
4,009,517 A * 3/1977 Horn 30/30

D429,378 S * 8/2000 Wu D28/53
D448,116 S * 9/2001 Granito D28/44
D482,492 S * 11/2003 Cheung D28/44

* cited by examiner

Primary Examiner—Jennifer Rivard
(74) *Attorney, Agent, or Firm*—Davis Bujold & Daniels,
P.L.L.C.

(57) **CLAIM**

I claim the ornamental design for a comb cutter, as shown.

DESCRIPTION

FIG. 1 is a perspective view of an embodiment of a comb cutter embodying my new design showing a left, front and top view thereof;

FIG. 2 is a right side elevational view thereof;

FIG. 3 is a top plan view thereof;

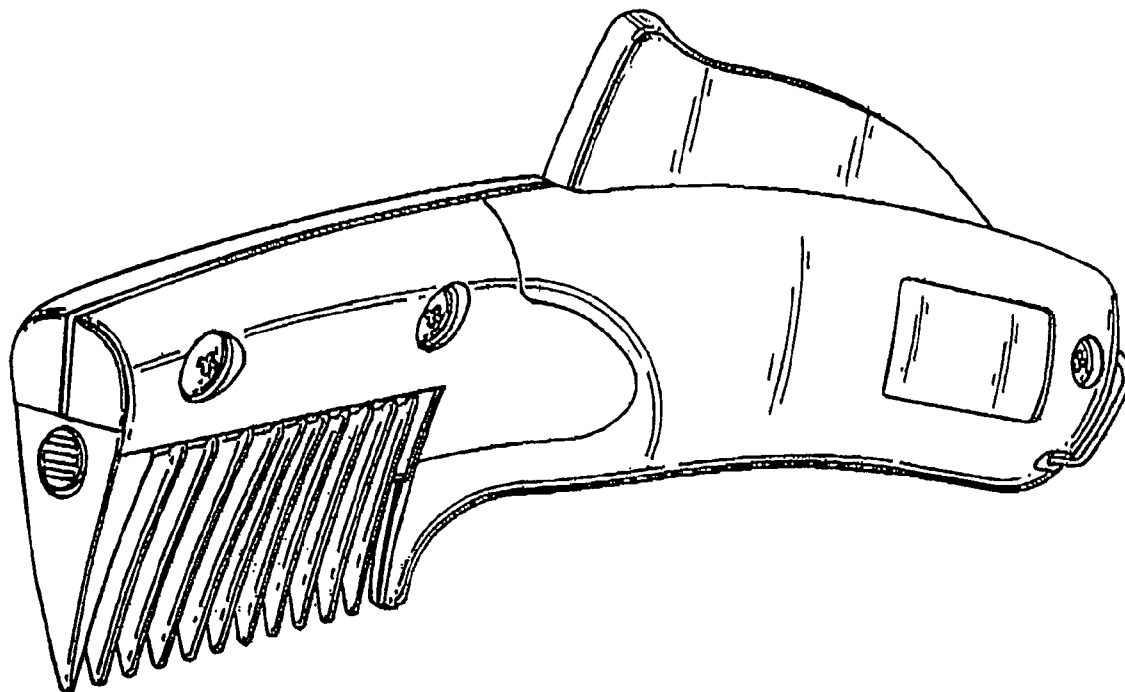
FIG. 4 is a left side elevational view thereof;

FIG. 5 is a bottom plan view thereof;

FIG. 6 is a front elevation view thereof; and,

FIG. 7 is a rear elevation view thereof.

1 Claim, 4 Drawing Sheets



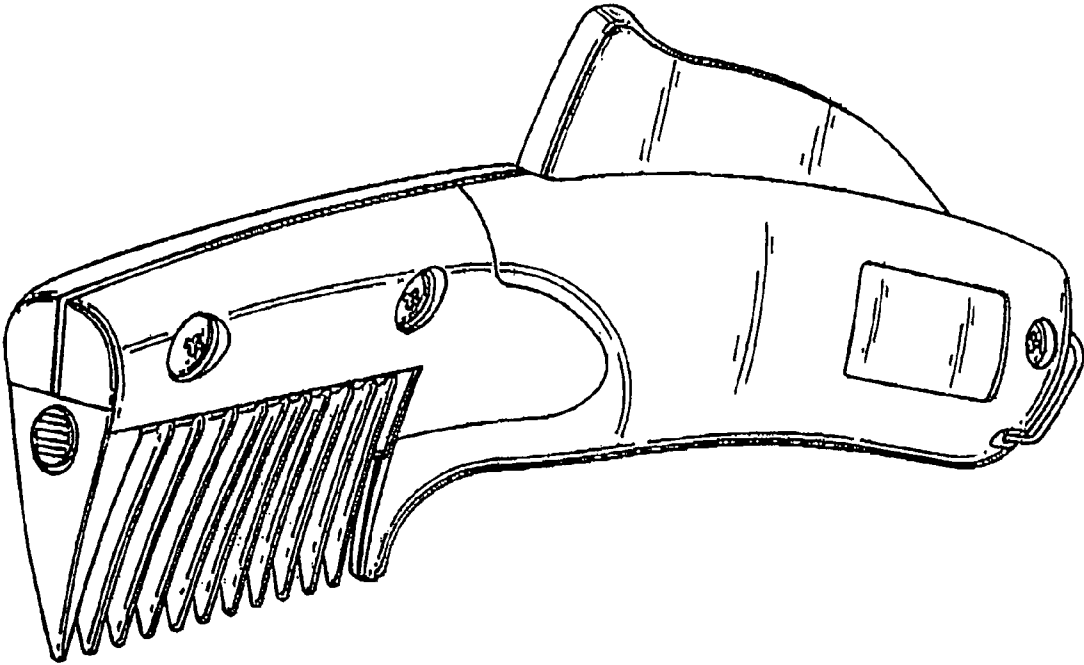


Fig. 1

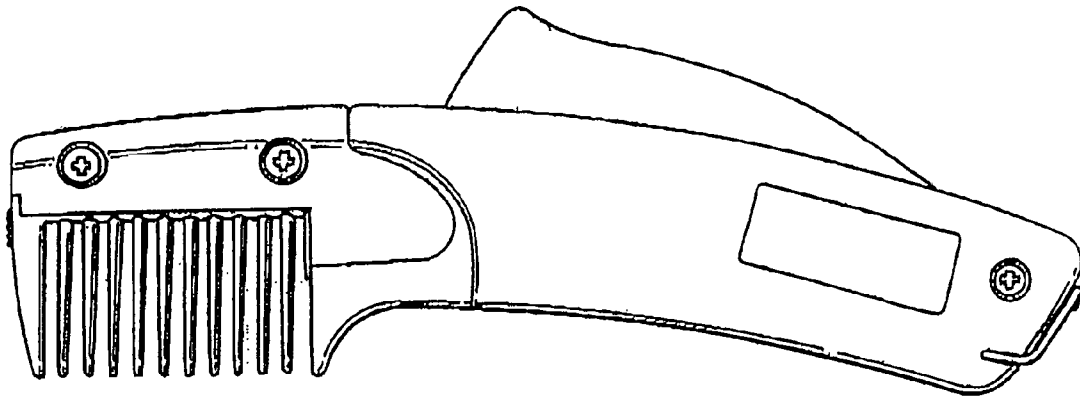


Fig. 2

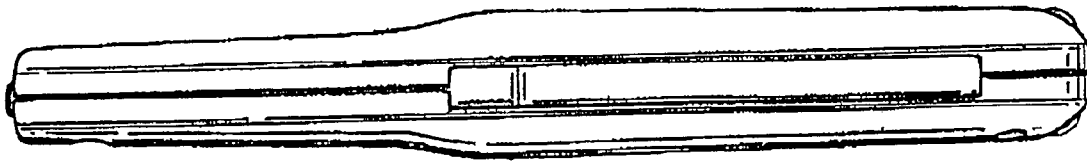


Fig. 3

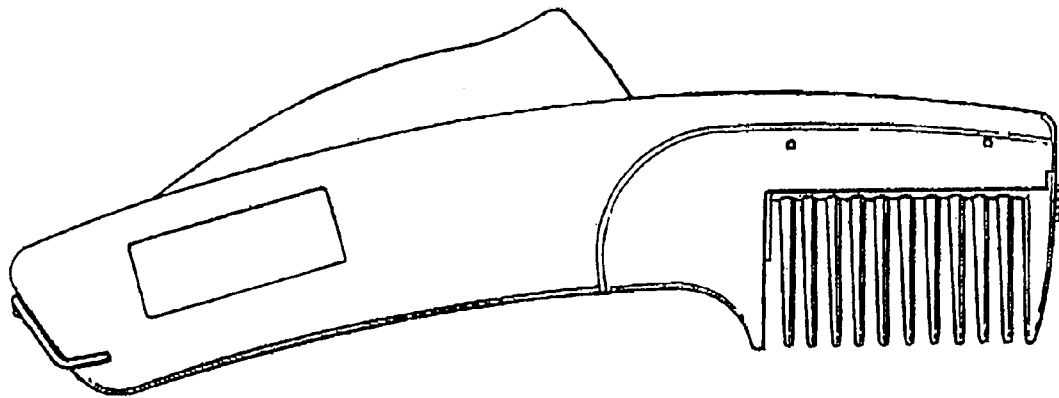


Fig. 4

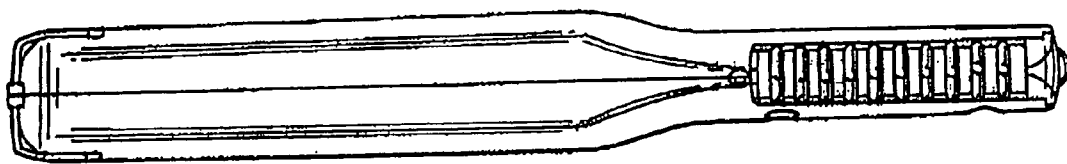


Fig. 5

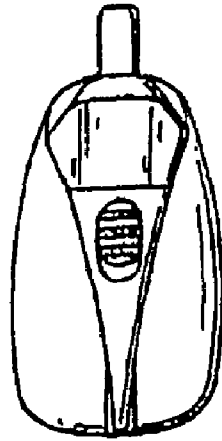


Fig. 6

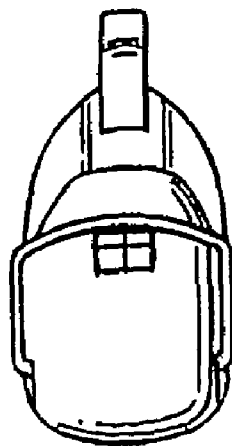


Fig. 7