



US00D719902S

(12) **United States Design Patent**  
**Sautter et al.**

(10) **Patent No.:** **US D719,902 S**

(45) **Date of Patent:** **\*\* Dec. 23, 2014**

(54) **BOAT CARRIER**

(71) Applicant: **Yakima Innovation Development Corporation**, Georgetown Grand Cayman (KY)

(72) Inventors: **Chris Sautter**, Portland, OR (US);  
**Jason A. Sagen**, Portland, OR (US)

(73) Assignee: **Yakima Innovation Development Corporation**, Georgetown, Grand Cayman (KY)

(\*\*) Term: **14 Years**

(21) Appl. No.: **29/443,785**

(22) Filed: **Jan. 22, 2013**

(51) **LOC (10) CL.** ..... **12-16**

(52) **U.S. Cl.**

USPC ..... **D12/412**

(58) **Field of Classification Search**

USPC ..... D12/412, 406, 413, 414, 414.1; 293/3, 293/100; 224/309-310, 315-316, 319, 224/323-329, 400, 331, 321, 229.1, 316.4, 224/924, 299.1; D6/552; 280/760-762, 280/848, 727, 769; D3/304-306

See application file for complete search history.

(56) **References Cited**

**U.S. PATENT DOCUMENTS**

1,500,924 A	7/1924	Chadwick et al.	
1,807,104 A	5/1931	Schat	
2,674,141 A	4/1954	Cowan	
2,840,288 A	6/1958	Broddon	
3,877,594 A *	4/1975	Coakley	414/462
4,081,118 A	3/1978	Mason	
4,333,575 A	6/1982	Wong	
5,072,959 A *	12/1991	Marullo	280/47.331
5,094,373 A	3/1992	Lovci	
5,516,017 A	5/1996	Arvidsson	
5,685,686 A	11/1997	Burns	

5,752,638 A	5/1998	Meeks	
5,820,002 A	10/1998	Allen	
5,951,231 A	9/1999	Allen	
5,996,870 A	12/1999	Shaver	
D422,553 S	4/2000	VonDuyke	
D427,407 S *	6/2000	Witt	D34/24

(Continued)

**FOREIGN PATENT DOCUMENTS**

DE	3543514 A1	6/1986
DE	10007078 A1	8/2001

(Continued)

*Primary Examiner* — Katrina A Betton

(74) *Attorney, Agent, or Firm* — Kolisch Hartwell, P.C.

(57) **CLAIM**

We claim the ornamental design for a boat carrier, as shown and described.

**DESCRIPTION**

FIG. 1 is a perspective view of a boat carrier constructed in accordance with the present invention.

FIG. 2 is a front elevation view thereof. The rear elevation view is a mirror image of FIG. 2

FIG. 3 is a top plan view thereof.

FIG. 4 is a bottom plan view thereof.

FIG. 5 is a left side elevation view thereof; and,

FIG. 6 is a right side elevation view thereof.

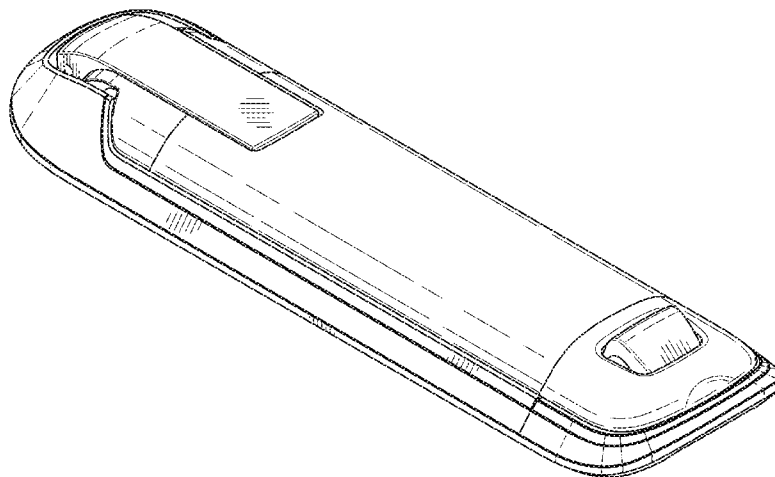
The dash-double-dot-dash line(s) shown in the drawings are for illustrative purposes only and form no part of the claimed design.

The rear view of the design is a mirror image of the right side, so the rear view has been omitted.

The stippling and shading lines shown in the drawing(s) represent the approximate three-dimensional contour of the design, and are not intended to indicate surface decoration.

Portions of the boat carrier that are not shown in the drawing (s) form no part of the claimed design.

**1 Claim, 4 Drawing Sheets**



(56)

**References Cited**

U.S. PATENT DOCUMENTS

6,164,507	A	12/2000	Dean et al.
6,283,310	B1	9/2001	Dean et al.
6,286,738	B1	9/2001	Robins et al.
6,315,181	B1	11/2001	Bradley et al.
6,367,673	B1	4/2002	Smith et al.
6,390,309	B1	5/2002	Tucker
6,422,441	B1	7/2002	Settmayer et al.
6,425,509	B1	7/2002	Dean et al.
6,460,743	B2	10/2002	Edgerly et al.
6,561,396	B2	5/2003	Ketterhagen
6,561,398	B1	5/2003	Cole et al.
6,681,971	B2	1/2004	Laverack et al.
6,683,199	B1	1/2004	Chen et al.
6,868,998	B2	3/2005	Dean
6,918,521	B2	7/2005	Settmayer et al.
7,131,561	B2	11/2006	Humes
7,270,241	B2	9/2007	Nobili
7,357,283	B2	4/2008	Settmayer
7,434,714	B2	10/2008	Huang
7,481,344	B2	1/2009	Naslund et al.
7,780,050	B2	8/2010	Tucker

7,810,686	B2	10/2010	Ilgenfritz
7,815,083	B2	10/2010	Clausen et al.
8,136,708	B2	3/2012	Sautter et al.
D665,725	S *	8/2012	Laverack et al. .... D12/412
2002/0125282	A1	9/2002	Laverack et al.
2005/0077335	A1	4/2005	Bourne
2006/0273122	A1	12/2006	Bogoslofski et al.
2006/0273124	A1	12/2006	Bogoslofski
2006/0289577	A1	12/2006	Malone
2007/0119888	A1	5/2007	Chuang
2007/0164065	A1	7/2007	Davis
2008/0190979	A1	8/2008	Robins et al.
2008/0193265	A1	8/2008	Sautter et al.
2009/0120982	A1	5/2009	Sautter et al.
2009/0120983	A1	5/2009	Magnusson
2010/0209191	A1 *	8/2010	Griffin et al. .... 405/3
2011/0068137	A1 *	3/2011	Murray et al. .... 224/318

FOREIGN PATENT DOCUMENTS

FR	2574875	A1	6/1986
FR	2684621	A1	6/1993
JP	2002052985	A	2/2002

\* cited by examiner

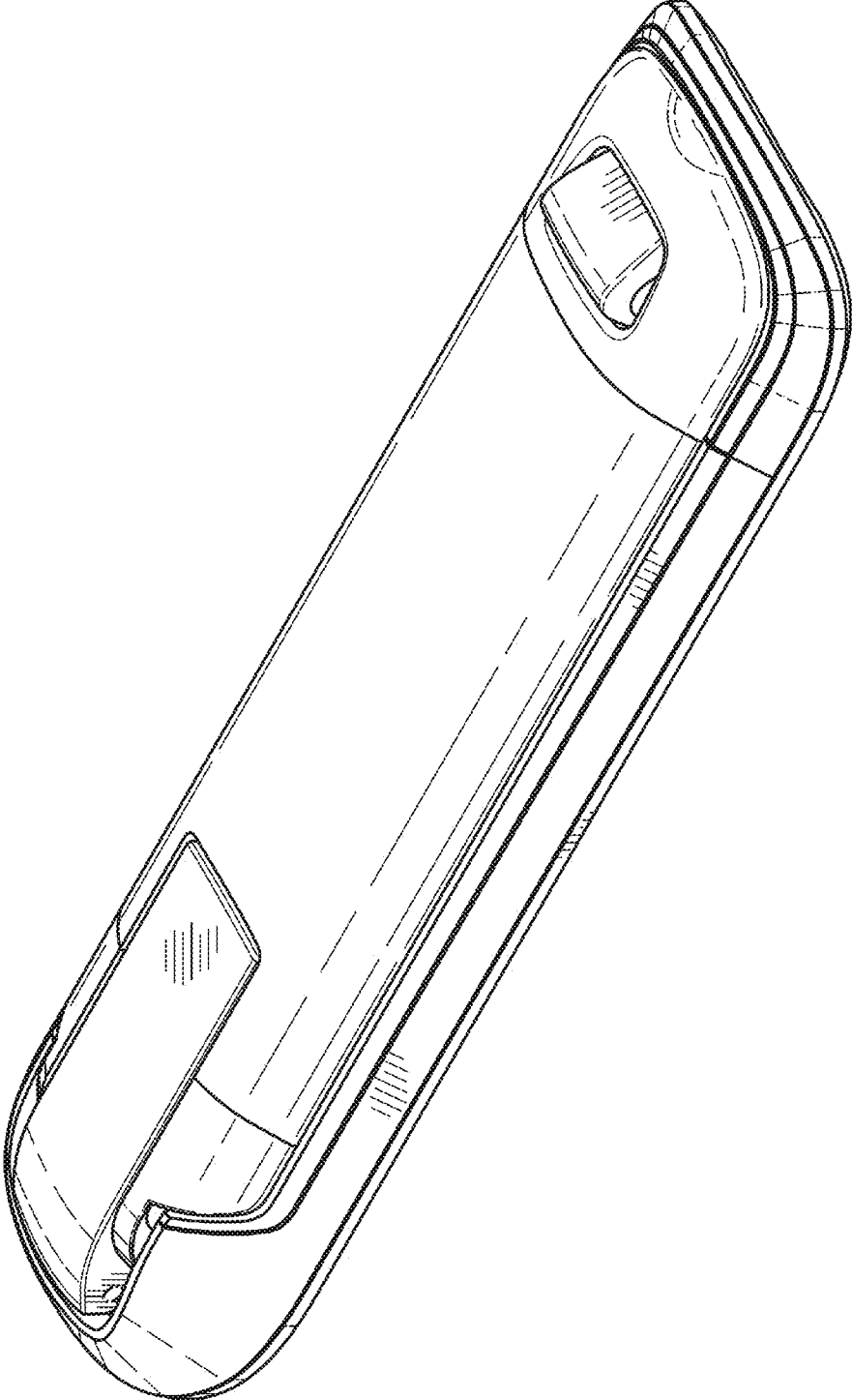



Fig. 1

Fig. 2



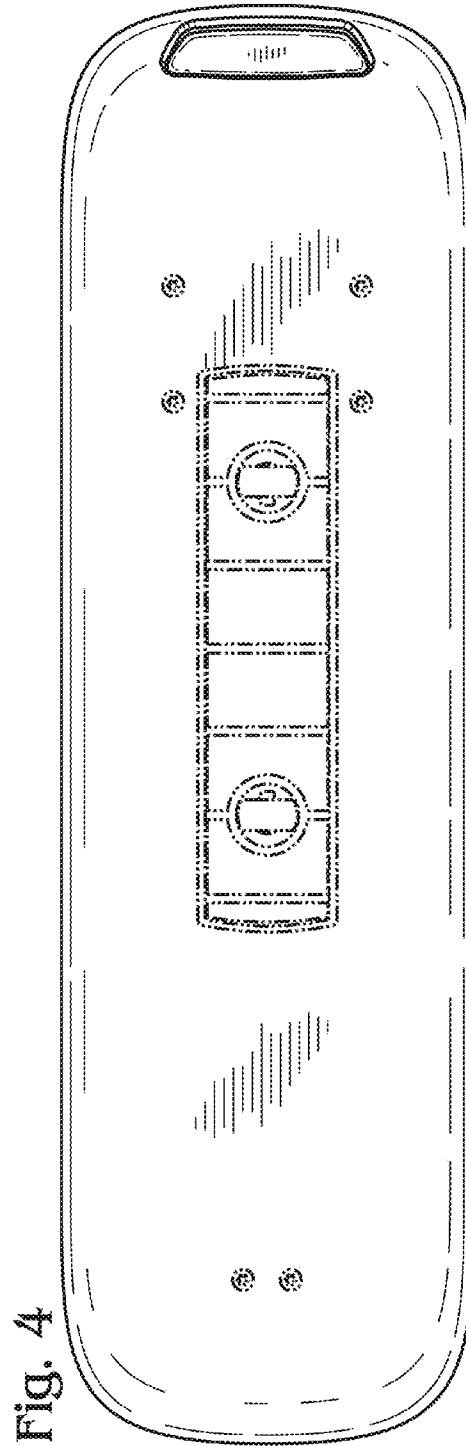
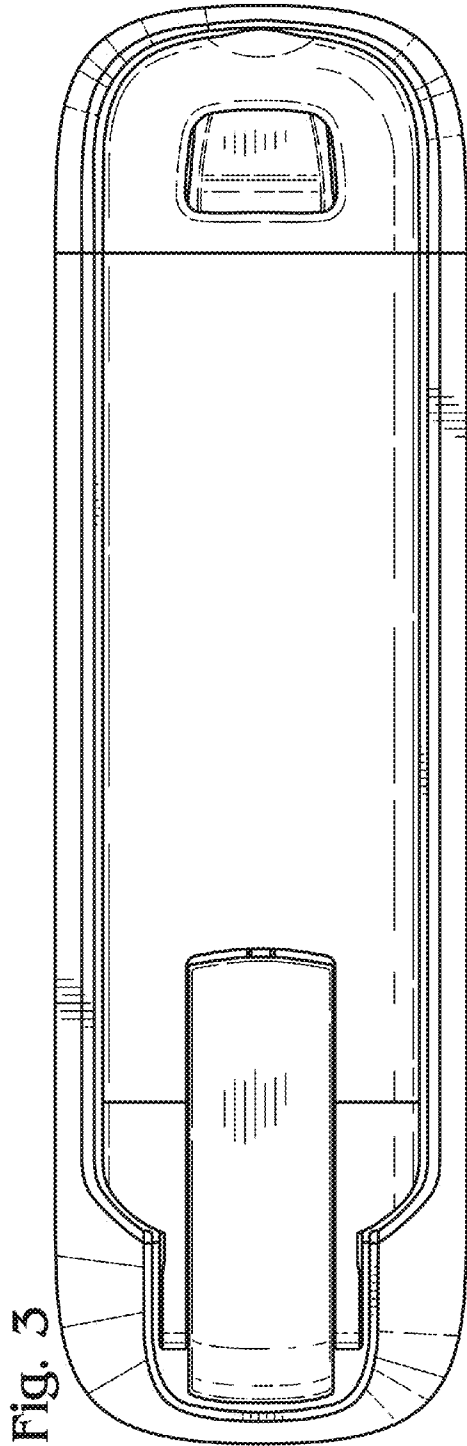


Fig. 5

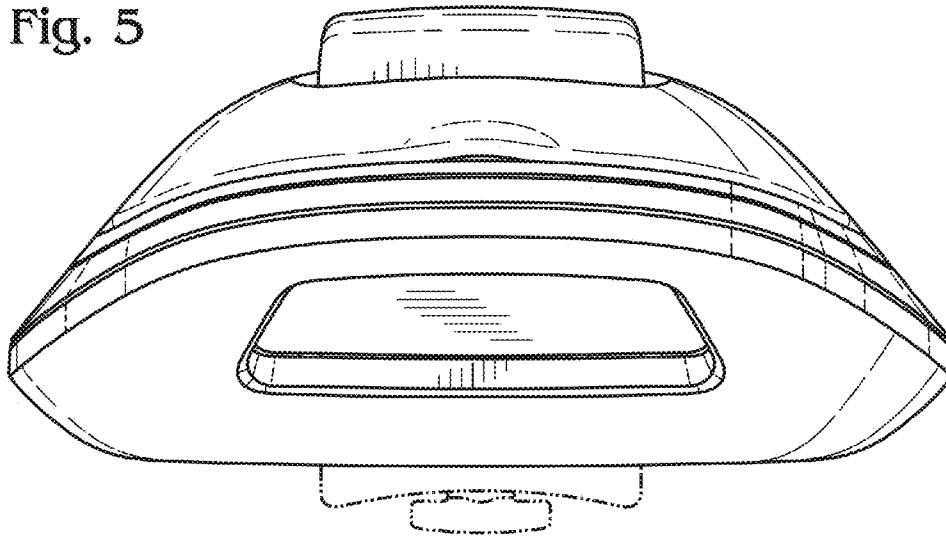


Fig. 6

