



US00D737476S

(12) **United States Design Patent**
Carroll et al.

(10) **Patent No.:** **US D737,476 S**

(45) **Date of Patent:** **** Aug. 25, 2015**

(54) **SIX INTERNAL ELEMENT LED BULB**

FOREIGN PATENT DOCUMENTS

(71) Applicant: **Forever Bulb, LLC**, Grantsburg, WI (US)

DE 102007056874 5/2009
JP 2005310561 11/2005

(Continued)

(72) Inventors: **David W. Carroll**, Grantsburg, WI (US);
Wendell Carroll, Minneapolis, MN (US); **Bruce Johnson**, West St. Paul, MN (US)

Primary Examiner — Marcus Jackson

(74) *Attorney, Agent, or Firm* — Dicke, Billig & Czaja, PLLC

(73) Assignee: **Forever Bulb, LLC**, Grantsburg, WI (US)

(57) **CLAIM**

The ornamental design for a six internal element LED bulb, as shown and described herein.

(**) Term: **14 Years**

DESCRIPTION

(21) Appl. No.: **29/489,360**

(22) Filed: **Apr. 29, 2014**

(51) **LOC (10) CI.** **26-04**

(52) **U.S. CI.**
USPC **D26/2**

(58) **Field of Classification Search**
USPC D26/1-4; 313/313, 315, 316, 317, 318,
313/493; 315/52, 53, 56, 57, 58
See application file for complete search history.

FIG. 1 is a front, top perspective view of a six internal element LED bulb, according to one example of the present disclosure, including an at least partially translucent bulb surface revealing interior elements with the six internal element LED bulb in a “powered-off” state;

FIG. 2 is a front, top perspective view of a six internal element LED bulb, according to one example of the present disclosure, including an at least partially translucent bulb surface revealing interior elements with the six internal element LED bulb in a “powered-on” state;

FIG. 3 is an exploded view illustrating interior elements of the six internal element LED bulb of FIG. 1, according to one example of the present disclosure;

FIG. 4 is a front plan view of the six internal element LED bulb of FIG. 2;

FIG. 5 is a right side view of the six internal element LED bulb of FIG. 2;

FIG. 6 is a back plan view of the six internal element LED bulb of FIG. 2;

FIG. 7 is a left side view of the six internal element LED bulb of FIG. 2;

FIG. 8 is a top plan view of the six internal element LED bulb of FIG. 2; and,

FIG. 9 is a bottom plan view of the six internal element LED bulb of FIG. 2.


(56) **References Cited**

U.S. PATENT DOCUMENTS

5,162,696	A	11/1992	Goodrich	
5,806,965	A	9/1998	Deese	
6,220,722	B1	4/2001	Begemann	
6,343,871	B1	2/2002	Yu	
6,367,949	B1	4/2002	Pederson	
6,462,475	B1	10/2002	Lee	
D471,651	S	3/2003	Bobel	
D479,886	S	9/2003	Kakuno et al.	
D480,486	S	10/2003	Kakuno et al.	
6,739,734	B1	5/2004	Hulgan	
D494,688	S	8/2004	Van de Ven et al.	
D508,575	S *	8/2005	Buschmann et al.	D26/2
7,086,756	B2	8/2006	Maxik	

(Continued)

1 Claim, 9 Drawing Sheets



(56)

References Cited

U.S. PATENT DOCUMENTS

D528,227 S * 9/2006 Chou et al. D26/2
 D529,202 S 9/2006 Nagai et al.
 D531,741 S * 11/2006 Takahashi D26/2
 D534,665 S 1/2007 Egawa et al.
 D538,953 S * 3/2007 Mama D26/2
 7,217,956 B2 5/2007 Daniels et al.
 D548,369 S 8/2007 Bembridge
 7,259,030 B2 8/2007 Daniels et al.
 D553,267 S 10/2007 Yuen
 7,318,661 B2 1/2008 Catalano
 7,319,293 B2 1/2008 Maxik
 D581,066 S 11/2008 Van Dyn Hoven
 D601,278 S 9/2009 Takahashi
 7,588,351 B2 9/2009 Meyer
 D610,277 S 2/2010 Lee
 D615,220 S 5/2010 Crane et al.
 D617,915 S 6/2010 Wada et al.
 7,726,836 B2 6/2010 Chen
 7,736,020 B2 6/2010 Baroky et al.
 D620,155 S 7/2010 Wang et al.
 D623,774 S 9/2010 Tsai
 D626,667 S 11/2010 Jonsson et al.
 D633,226 S 2/2011 Katsaros
 8,013,501 B2 9/2011 Carroll et al.
 D646,408 S 10/2011 Shi
 D646,809 S 10/2011 Shi
 D654,602 S 2/2012 Carroll et al.
 D663,051 S 7/2012 Xu et al.
 D664,684 S 7/2012 Carroll et al.
 D664,685 S 7/2012 Carroll et al.
 D668,797 S 10/2012 Xu

8,371,722 B2 2/2013 Carroll
 D689,634 S * 9/2013 Tsai D26/2
 D691,290 S 10/2013 Carroll et al.
 D691,292 S 10/2013 Qiu
 D700,373 S 2/2014 Carroll et al.
 2002/0021573 A1 2/2002 Zhang
 2002/0176253 A1 11/2002 Lee
 2003/0031015 A1 2/2003 Ishibashi
 2003/0090910 A1 5/2003 Chen
 2003/0117803 A1 6/2003 Chen
 2003/0174499 A1 9/2003 Bohlander
 2004/0037080 A1 2/2004 Luk et al.
 2005/0030761 A1 2/2005 Burgess
 2005/0174769 A1 8/2005 Yong et al.
 2005/0207152 A1 9/2005 Maxik
 2005/0207159 A1 9/2005 Maxik
 2006/0012997 A1 1/2006 Catalano et al.
 2006/0221606 A1 10/2006 Dowling
 2006/0285325 A1 12/2006 Ducharme et al.
 2006/0291256 A1 12/2006 Cobbler
 2007/0103914 A1 5/2007 McCaffrey
 2007/0291482 A1 12/2007 Baroky et al.
 2008/0024070 A1 1/2008 Catalano et al.
 2008/0285279 A1 11/2008 Ng et al.
 2009/0086492 A1 4/2009 Meyer
 2010/0301353 A1 12/2010 Pabst et al.
 2011/0101842 A1 5/2011 Valenzano
 2012/0243230 A1 9/2012 Carroll et al.

FOREIGN PATENT DOCUMENTS

WO 2005090852 9/2005
 WO 2009149263 12/2009

* cited by examiner




FIG. 1




FIG. 2

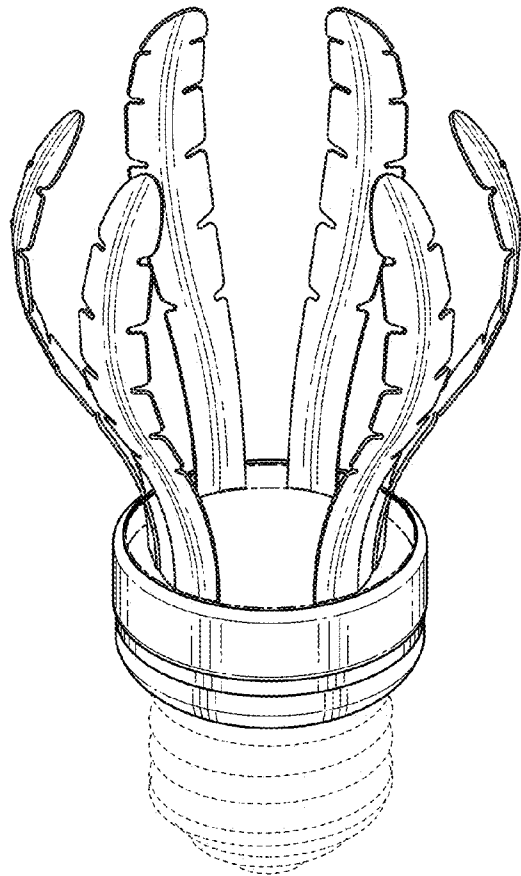



FIG. 3

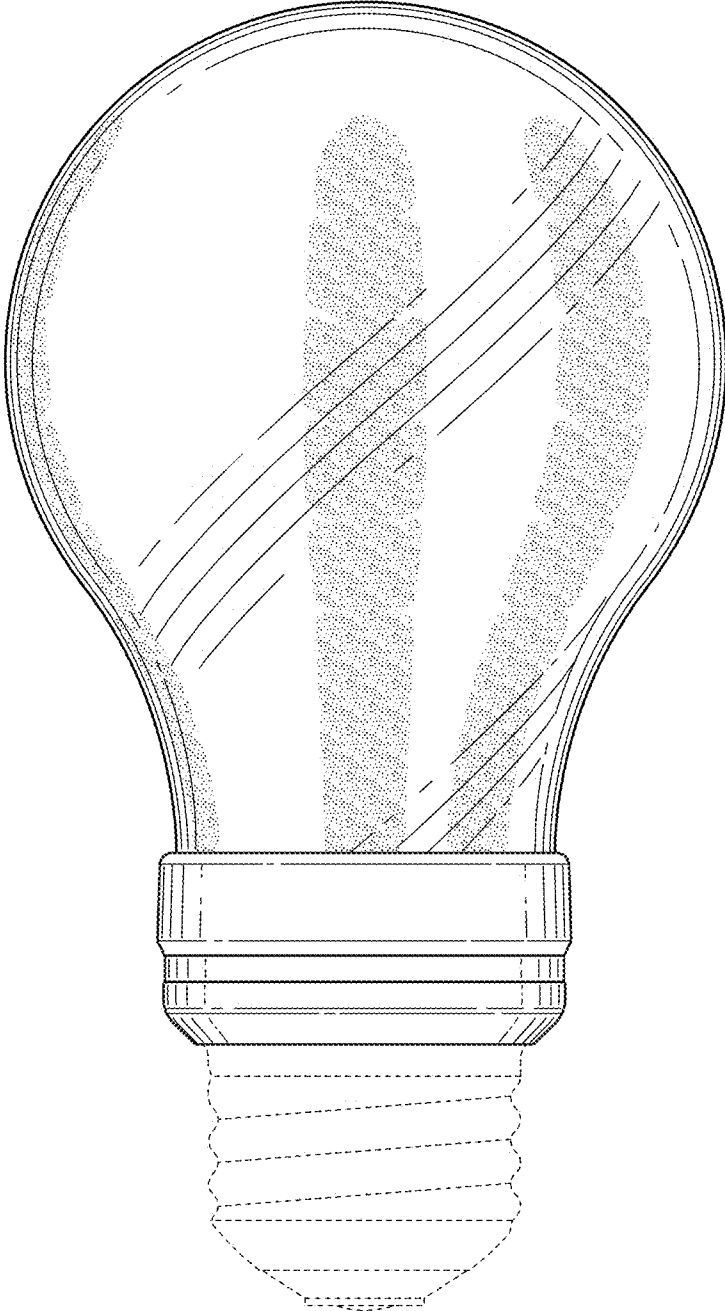


FIG. 4




FIG. 5

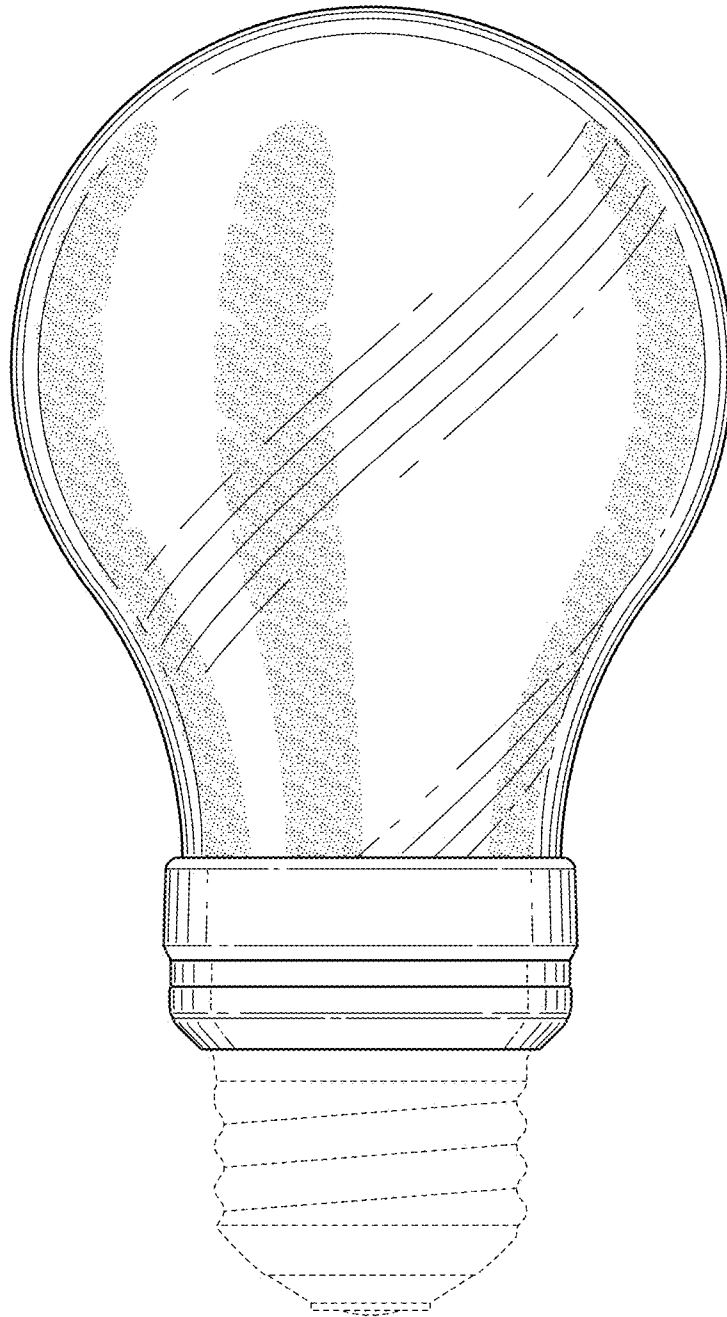


FIG. 6

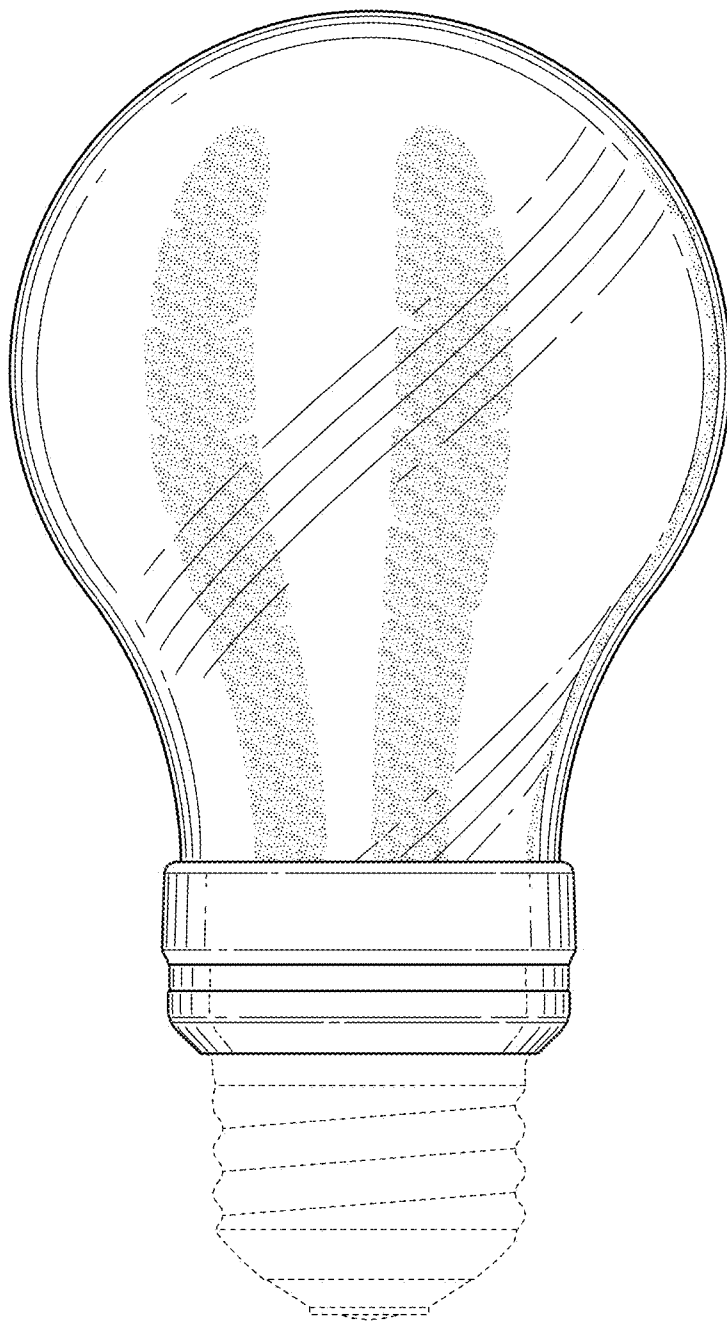


FIG. 7



FIG. 8

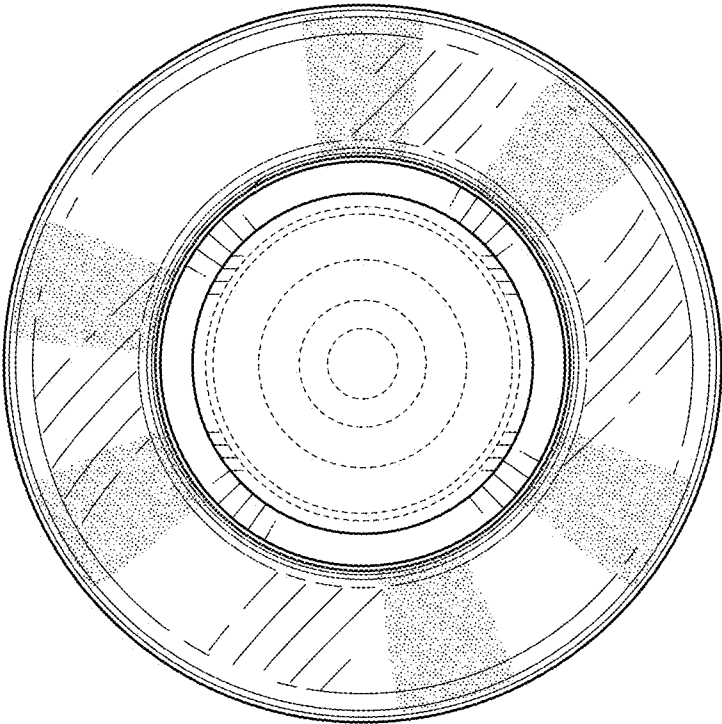


FIG. 9