



US00D846163S

(12) **United States Design Patent** (10) **Patent No.:** **US D846,163 S**
Thomas (45) **Date of Patent:** **** Apr. 16, 2019**

(54) **TAIL LIGHT**

(71) Applicant: **Jaguar Land Rover Limited**, Whitley,
Coventry (GB)

(72) Inventor: **Gareth Thomas**, Coventry (GB)

(73) Assignee: **Jaguar Land Rover Limited**, Whitley,
Coventry (GB)

(**) Term: **15 Years**

(21) Appl. No.: **29/591,541**

(22) Filed: **Jan. 20, 2017**

(30) **Foreign Application Priority Data**

Jul. 20, 2016	(EM)	003313444-0001
Jul. 20, 2016	(EM)	003313444-0002
Aug. 18, 2016	(EM)	003345610-0005
Aug. 18, 2016	(EM)	003345610-0006
Dec. 1, 2016	(EM)	003494392-0002
Dec. 1, 2016	(EM)	003494392-0003

(51) **LOC (11) Cl.** **26-06**

(52) **U.S. Cl.**
USPC **D26/28**

(58) **Field of Classification Search**

USPC D26/28-36
CPC F21S 48/00; F21S 48/10; F21S 48/115;
F21S 48/225; F21S 48/1233; F21S
48/1266; F21S 48/1388; F21S 48/2268;
F21V 21/04; B60Q 9/13; B60Q 9/135;
B60Q 9/1375

See application file for complete search history.

(56) **References Cited**

U.S. PATENT DOCUMENTS

D516,233	S	*	2/2006	Ikeda	D26/28
D605,793	S	*	12/2009	Weil	D26/28
D721,840	S	*	1/2015	Futschik	D26/28

* cited by examiner

Primary Examiner — Marcus A Jackson

(74) *Attorney, Agent, or Firm* — Wood Herron & Evans
LLP

(57) **CLAIM**

The ornamental design for a tail light, as shown and described.

DESCRIPTION

FIG. 1 is a front view of a tail light for a vehicle according to the present invention.

FIG. 2 is a right side view thereof.


FIG. 3 is a rear right perspective view thereof.

FIG. 4 is a top view thereof; and,

FIG. 5 is a front right perspective view of the tail light shown in FIGS. 1-4, with the tail light mounted on a vehicle shown in de-emphasized and half-tone portions so as to illustrate environmental structures for the vehicle rear. These portions form no part of the claimed invention. More particularly, in FIG. 5, the tail light of the present invention is shown within the broken line, and any elements shown outside of the broken line form no part of the claimed invention, but are instead included to show environmental aspects of the claimed invention.

The broken lines shown in FIGS. 1, 3, and 4 are included for the purpose of illustrating environment and form no part of the claimed design.

1 Claim, 4 Drawing Sheets






FIG. 1

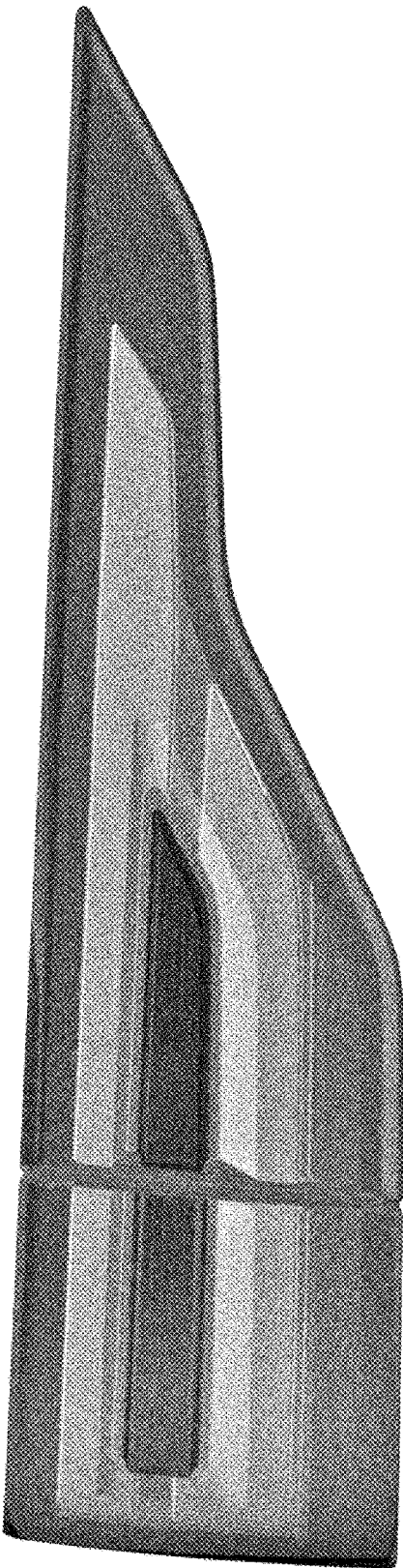


FIG. 2

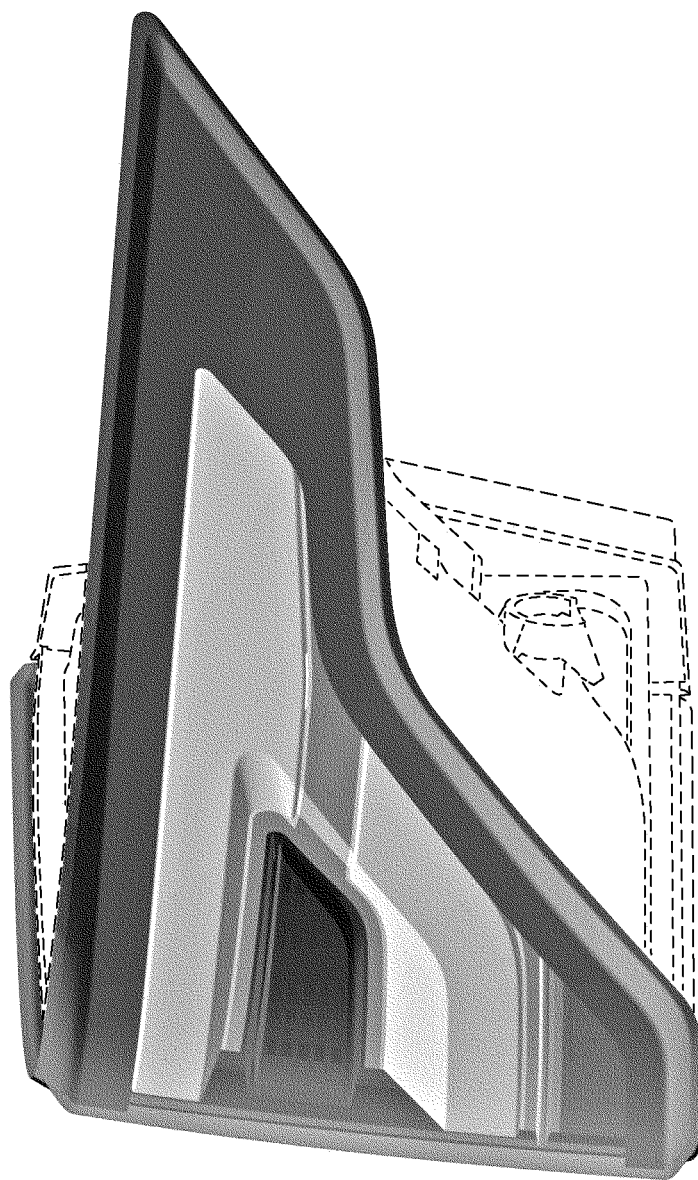


FIG. 3

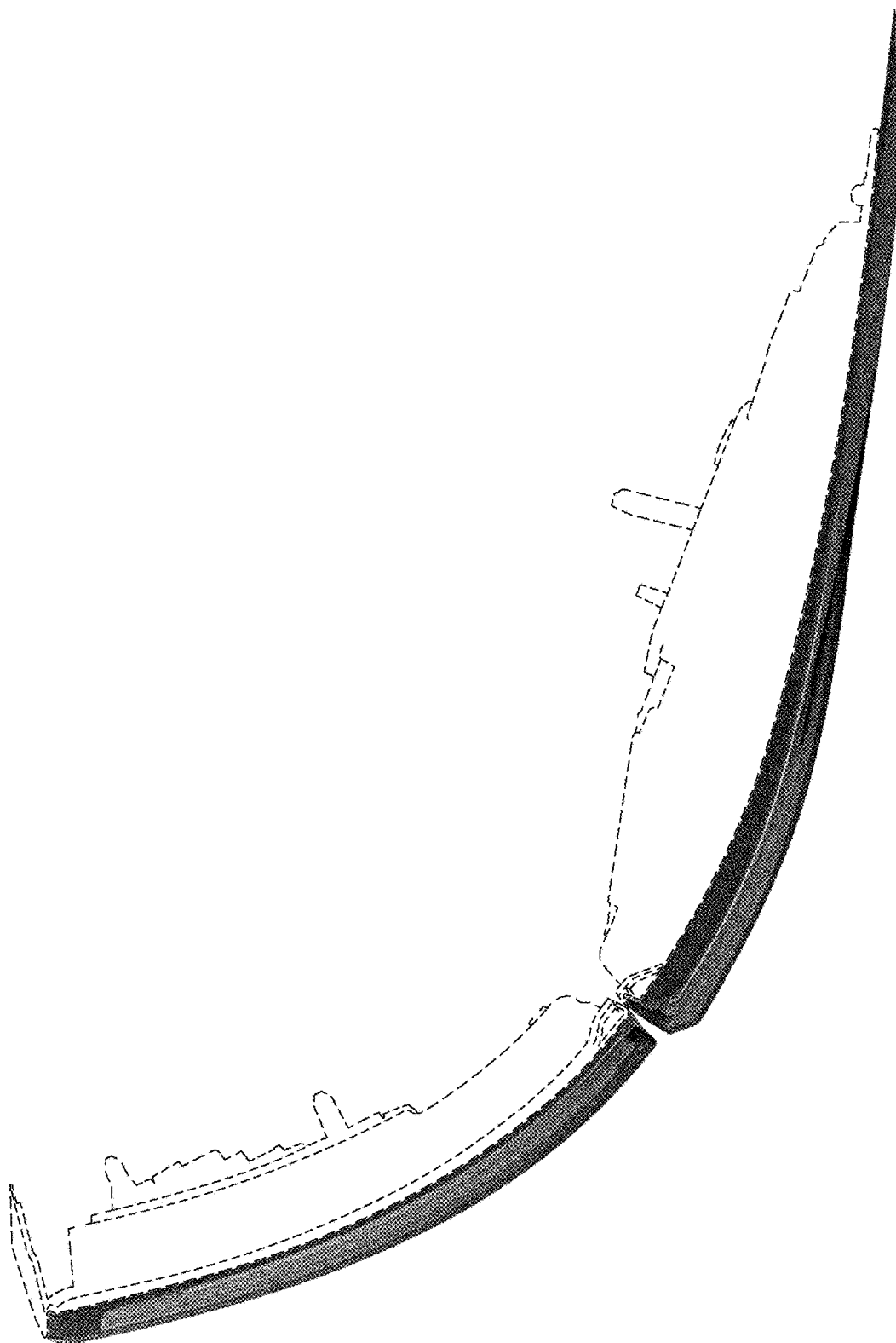


FIG. 4




FIG. 5