



(19) **United States**
(12) **Patent Application Publication**
McKenna et al.

(10) **Pub. No.: US 2010/0254297 A1**
(43) **Pub. Date: Oct. 7, 2010**

(54) **TRANSACTION MANAGEMENT SYSTEM IN A MULTICAST OR BROADCAST WIRELESS COMMUNICATION NETWORK**

Publication Classification

(51) **Int. Cl.**
H04W 40/00 (2009.01)
(52) **U.S. Cl.** **370/312**

(75) **Inventors:** **Daniel B. McKenna**, Vail, CO (US); **James M. Graziano**, Hotchkiss, CO (US)

Correspondence Address:
PATTON BOGGS LLP
1801 CALFORNIA STREET, SUITE 4900
DENVER, CO 80202 (US)

(73) **Assignee:** **Lava Two, LLC**, Vail, CO (US)

(21) **Appl. No.:** **12/817,418**

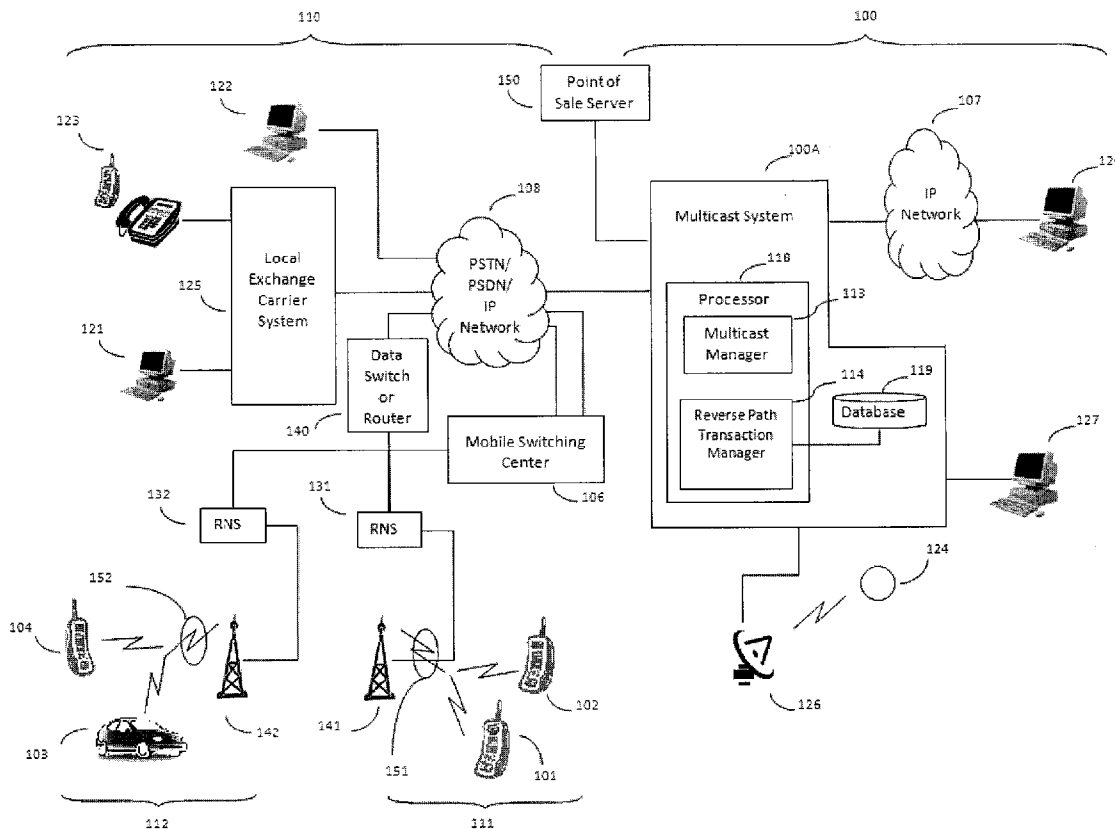
(22) **Filed:** **Jun. 17, 2010**

Related U.S. Application Data

(63) Continuation of application No. 12/675,349, filed on Feb. 25, 2010, filed as application No. PCT/US07/77425 on Aug. 31, 2007.

(57) **ABSTRACT**

The reverse path transaction management system enables the subscriber to receive a multicast on their wireless subscriber device via the forward path of a multicast channel or via a unidirectional broadcast channel concurrently with a plurality of other subscribers on the same multicast channel or broadcast channel. The subscribers can simultaneously initiate a transaction to purchase goods and/or services via the reverse path associated with the shared multicast channel or via a separate cellular communication connection associated with the broadcast channel. Typically, goods and/or services are offered to the subscriber as part of the multicast extant on the shared forward channel.



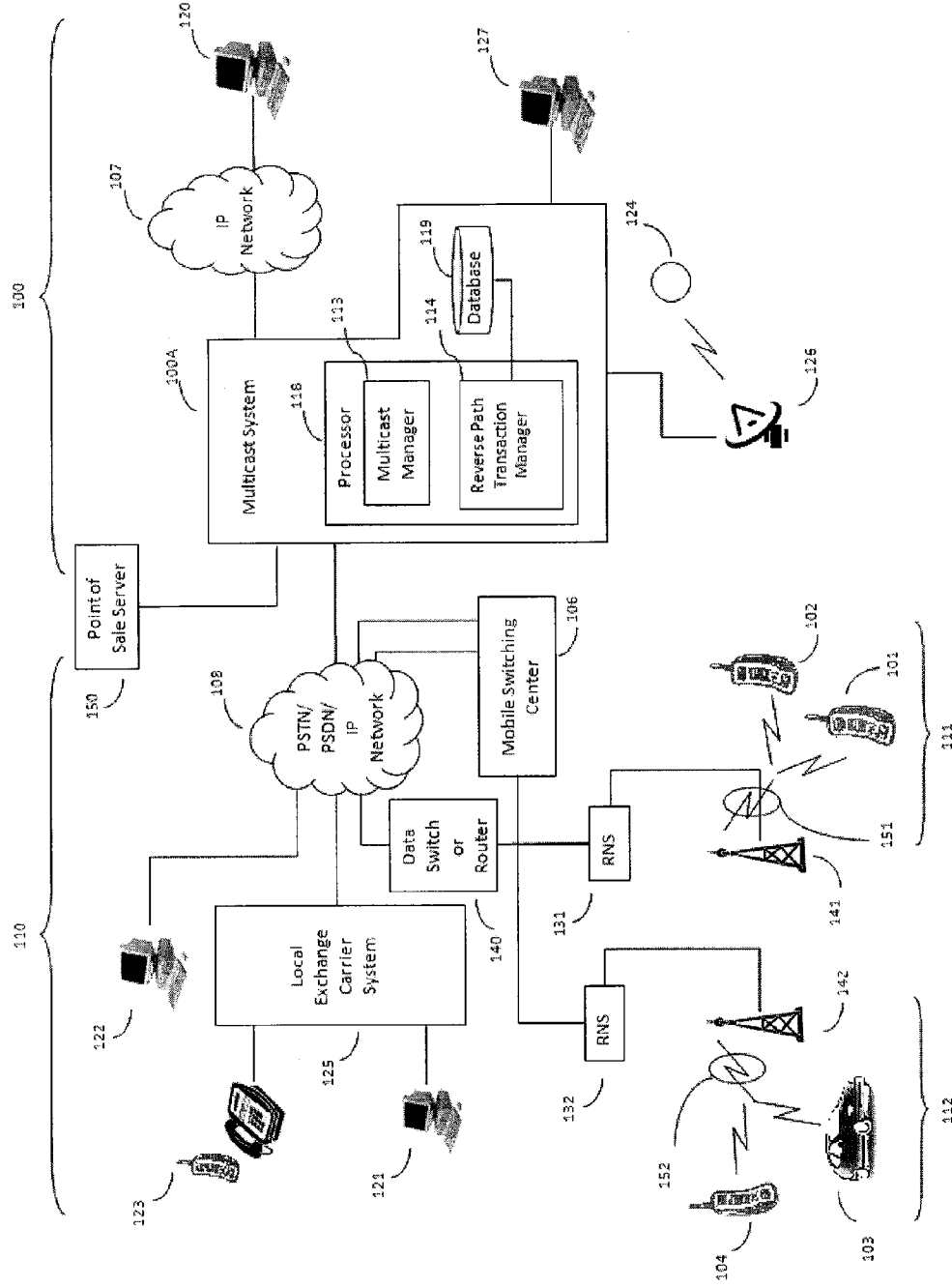


Fig. 1

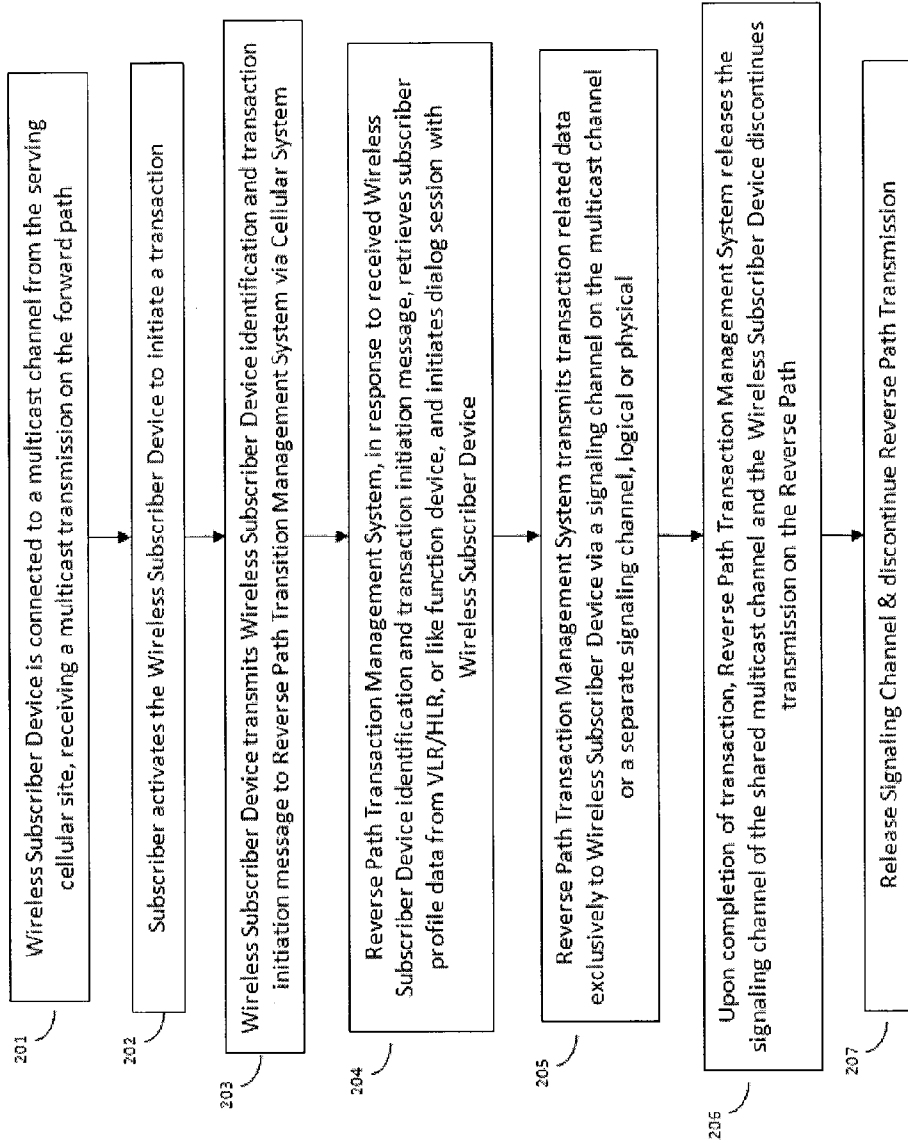


Fig. 2

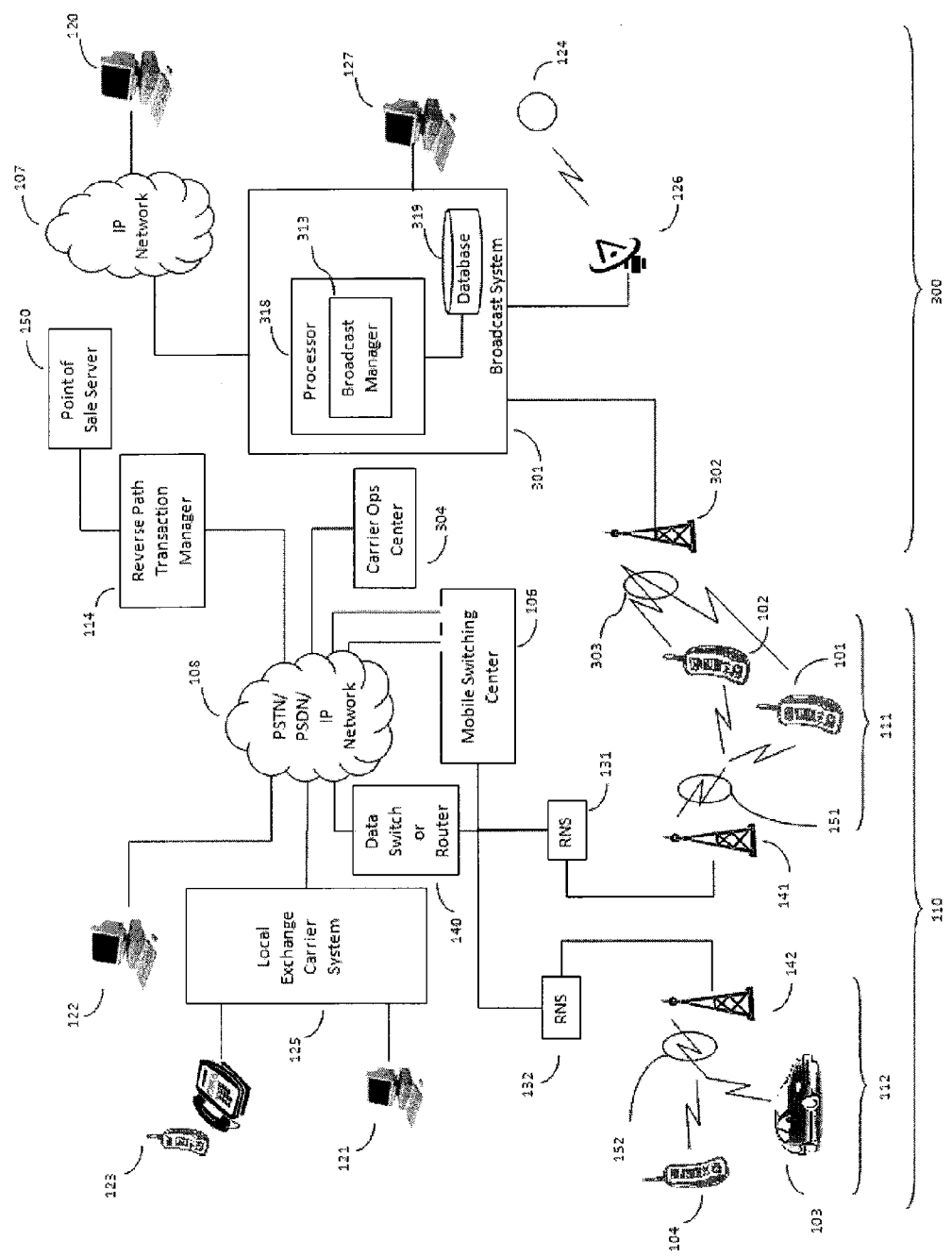


Fig. 3

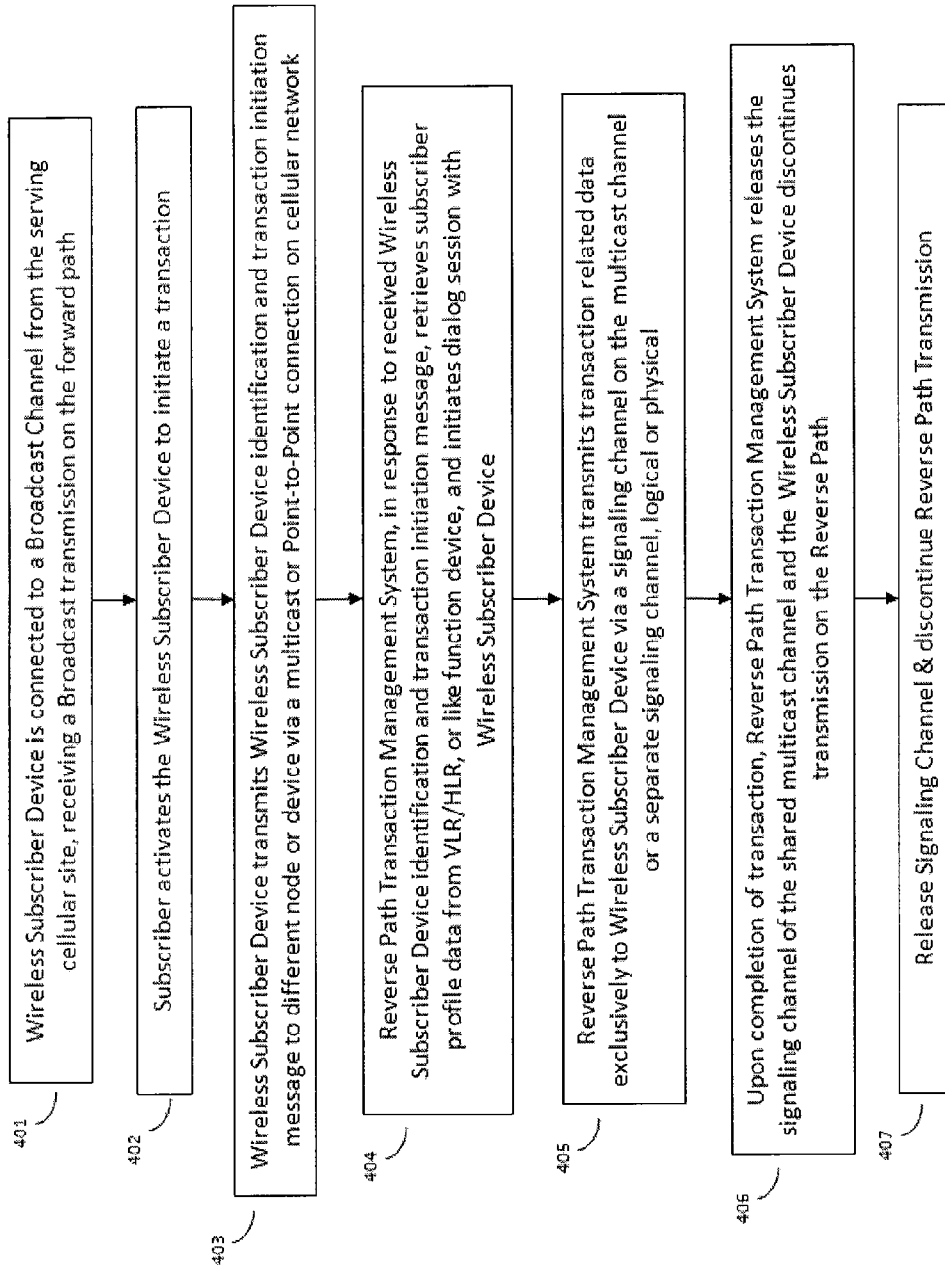


Fig. 4

TRANSACTION MANAGEMENT SYSTEM IN A MULTICAST OR BROADCAST WIRELESS COMMUNICATION NETWORK

CROSS-REFERENCES TO RELATED APPLICATIONS

[0001] This application is a continuation of U.S. patent application Ser. No. 12/675,349 filed Feb. 25, 2010, which is a national stage of PCT Patent Application No. PCT/US07/077425 filed Aug. 31, 2007, and is hereby incorporated by reference to the same extent as though fully disclosed herein. This application also is related to applications titled "Forward Path Multi-Media Management System With End User Feedback To Central Content Sources" filed Feb. 25, 2010 under U.S. patent application Ser. No. 12/675,356; "Forward Path Multi-Media Management System With End User Feedback To Distributed Content Sources" filed Feb. 25, 2010 under U.S. patent application Ser. No. 12/675,358; "Communication Network For A Multi-Media Management System With End User Feedback" filed Feb. 25, 2010 under U.S. patent application Ser. No. 12/675,363; "Gaming System With End User Feedback For A Communication Network Having A Multi-Media Management" filed Feb. 25, 2010 under U.S. patent application Ser. No. 12/675,366; "Gaming Device For Multi-Player Games" filed Feb. 25, 2010 under U.S. patent application Ser. No. 12/675,369; and "Virtual Aggregation Processor For Incorporating Reverse Path Feedback Into Content Delivered On A Forward Path", filed Feb. 25, 2010 under U.S. patent application Ser. No. 12/675,376.

FIELD OF THE INVENTION

[0002] This invention relates to multicast wireless communication networks that provide subscribers with access to a plurality of multi-media services by sharing a common forward path of a multicast channel in the cellular communication network among a plurality of wireless subscriber devices, as well as broadcast wireless communication networks that provide subscribers with access to a plurality of multi-media services via a broadcast channel that is separate from the cellular communication network.

BACKGROUND OF THE INVENTION

[0003] It is a problem in wireless communication networks that the network topology is exclusively point-to-point, or one-to-one, in nature. This paradigm represents the historical view of wireless communications as a non-wired equivalent of traditional wire-line telephone communication networks which serve to interconnect a calling party with a called party. An additional problem in wireless communication networks is that the need to concurrently serve many voice subscribers with the limited bandwidth available in wireless communication networks has prevented the provision of wide bandwidth communication services, such as broadband data, to these subscribers.

[0004] The third generation (3G) wireless communication systems represent a step toward solving the above-noted problems. The third generation wireless communication systems support the provision of advanced packet data services. When the wireless subscriber device is away from its home wireless network (roaming), a special data communications link (Wireless IP tunnel) is established between the visited wireless network and the home wireless network. In this case, IP packets directed to the wireless subscriber device's IP

address of the home wireless network are routed to the home wireless network, and a Wireless IP tunnel redirects the IP packets to the visited wireless network where the roaming wireless subscriber device is located and being served.

[0005] However, even with advances in bandwidth utilization and the provision of packet data services, wireless communication networks still operate on a point-to-point paradigm, with the networks being unable to concurrently communicate data to a plurality of subscribers, which is the fundamental concept of broadcast communications, especially in the case of a dynamically changing audience for the broadcasts. As a result, wireless data networks are inherently inefficient in terms of spectrum and asset utilization when delivering broadcast-like information to subscribers.

[0006] An alternative to the point-to-point paradigm is the multicast, which constitutes multi-media content that is concurrently delivered in a single transmission to a plurality of subscribers who are equipped with wireless subscriber devices. A feature of multicast is that multiple subscribers share a single air interface channel, which extends from the radio transmitter to their wireless subscriber device and comprises the forward path that carries the multicast, to concurrently receive the multi-media content on the same channel.

[0007] The present multicast environment presents a problem with respect to the provision of transaction management since a plurality of subscribers is concurrently sharing the same forward path to receive the multi-media content. There is no ability for a subscriber to initiate and effect a transaction without the subscriber originating a separate point-to-point communication connection from the subscriber wireless device to the point-of-sale or point-of-information server, making the process burdensome to the subscriber and disjunct from the advertising or other stimulus that caused the subscriber to initiate this transaction.

[0008] New wireless multi-media content delivery architectures, such as MediaFLO ("Media ForwardLinkOnly") and DVB-H (Digital Video Broadcast-Handheld), solve some of the present limitations of multi-media content delivery by using a broadcast architecture to produce a pseudo-multicast delivery and concurrently disseminate the multi-media content to a plurality of wireless subscriber devices. In these architectures (also termed "multicast" herein), a unidirectional multi-media wireless broadcast network transmits multi-media content to selected authorized wireless subscriber devices in a time concurrent fashion, independent of the cellular communication network that is operational in the same coverage area. The wireless subscriber devices used in these broadcast architectures contain a multi-media content broadcast receiver which does not have the capability to communicate in a "reverse path" direction over the broadcast network. That is, the MediaFLO and DVB-H multi-media content broadcast receivers are incapable of transmitting anything, much less processing a "transaction". In the case of MediaFLO, for example, the wireless subscriber device is often a dual mode device which contains both a forward-path-only MediaFLO broadcast receiver for receiving the broadcasted multi-media content (television) as well as a conventional CDMA or GSM cell phone for cellular telephone calls. However, there is no "connectivity" between these essentially two disparate devices housed within a single wireless subscriber device, and the two networks with which they interact are operationally independent. The MediaFLO broadcast receiver cannot communicate with the imbedded cell phone,

and the imbedded cell phone cannot communicate with the MediaFLO device during the receipt of the multi-media content.

[0009] The MediaFLO and DVB-H multi-media wireless delivery architectures, therefore, are static in their user interface, since there is no interactivity between delivered multi-media content and the subscriber. The processing of a transaction in this environment requires the initiation of a separate point-to-point communication connection from the subscriber wireless device to a point-of-sale or point-of-information server to initiate and effect a transaction, making the process burdensome to the subscriber and disjunct from the advertising or other stimulus that caused the subscriber to initiate this transaction, since there is no coordination between the two activities.

[0010] Thus, the state of the art does not enable a Transaction Communication Capability (on the reverse path of the cellular communication network or via some other means) that links received multi-media content with an associated subscriber initiated transaction.

BRIEF SUMMARY OF THE INVENTION

[0011] The above-described problems are solved and a technical advance achieved by the transaction management system in a multicast wireless communication network (termed "reverse path transaction management system" herein) that operates with existing multicast wireless communication networks and existing broadcast wireless communication networks to manage subscriber transactions to purchase goods and/or services and to move information.

[0012] In a multicast wireless communication network, the extent of the forward path multicast is one or more cells and/or cell sectors, which are grouped to cover a predetermined geographic area, demographic population, or subscriber interest group. Alternatively, in a broadcast wireless communication network, the multi-media content delivery typically is delivered by a single transmitter which serves a very large area, such as a large city. The multicast or broadcast transmits information to subscribers who populate the target audience; and the content of these transmissions can be multi-media in nature, comprising a combination of various forms of media: audio, video, graphics, text, data, and the like.

[0013] The technological advance provided by the reverse path transaction management system enables the subscriber to effect a transaction which is driven or influenced from/by multi-media content delivered to the wireless subscriber device over the forward path. This transaction is enabled by a reverse path communication link via the cellular communication network. For example, cell phones are bi-directional devices, but a pure MediaFLO or DVB-H device is only a unidirectional broadcast receiver. However, many MediaFLO wireless subscriber devices also have a bi-directional cell phone; but the two devices, cell phone and MediaFLO receiver, are not "interconnected" for reverse path transaction communication purposes. The reverse path physical and logical inter-connection with the forward path multi-media content delivery (linking the subscriber initiated transaction to the forward path information) and associated process management is described herein.

[0014] The reverse path transaction management system enables the subscriber to receive the multicast or MediaFLO/DVB-H broadcast on their wireless subscriber device via the forward path of a multicast/broadcast channel, concurrently with a plurality of other subscribers on the same multicast/

broadcast channel, and simultaneously initiate a unique transaction to purchase goods and/or services or to move information via the reverse path associated with the shared multicast channel or over a reverse path on an associated cellular network, respectively. Typically, goods and/or services are offered to the subscriber as part of the multicast/broadcast extant on the shared forward channel, and the individual subscribers receiving the shared multicast/broadcast can elect to purchase the offered goods and/or services by activating a response message that is transmitted over the reverse path, indicating the subscriber's desire to initiate a transaction. The subscriber is uniquely identified as part of the registration process, and can communicate with the Reverse Path Transaction Management System via the reverse path of the multicast channel in a secure, subscriber-specific manner. This enables the subscriber to signal the Reverse Path Transaction Management System of their desire to initiate a transaction by signaling on the reverse path of the multicast channel, yet not have to disconnect from the multicast channel and originate a separate point-to-point communication connection from the wireless subscriber device to the point-of-sale server to initiate and effect a transaction, as is required in existing systems.

BRIEF DESCRIPTION OF THE DRAWINGS

[0015] FIG. 1 illustrates, in block diagram form, the overall architecture of a typical cellular communication network that is equipped with the present reverse path transaction management system;

[0016] FIG. 2 illustrates, in flow diagram form, the operation of the reverse path transaction management system in a cellular architecture;

[0017] FIG. 3 illustrates, in block diagram form, the overall architecture of a typical broadcast network and its associated cellular communication network that is equipped with the present reverse path transaction management system; and

[0018] FIG. 4 illustrates, in flow diagram form, the operation of the reverse path transaction management system in a combined broadcast and cellular communication network architecture.

DETAILED DESCRIPTION OF THE INVENTION

Wireless Communication Network Philosophy

[0019] Wireless communication networks **110**, as shown in block diagram form in FIG. 1, provide the service of connecting wireless subscriber devices **101-104** to both land-based customers **121-123** who are served by the common carrier Public Switched Telephone Network (PSTN) **108** (via Local Exchange Carrier System **125**) as well as other wireless telecommunication customers. In such a network, all of the wireless subscriber device incoming and outgoing calls are routed through an associated Mobile Switching Center (MSC) **106**, or via Data Switch or Router **140**, which is connected to a plurality of Radio Network Subsystems (RNS) **131, 132** which communicate with wireless subscriber devices **101-104** via Base Devices **141, 142** and located in the area covered by their associated cell sites **111, 112**. The Mobile Switching Center **106** uses a Home Location Register (HLR) and a Visited Location Register (VLR) to manage subscriber registration, subscriber authentication, and the provision of wireless services (not shown on FIG. 1). The radio frequency control channels **141, 142** that are available in this system are used to set up the communication connections between the

wireless subscriber devices **101-104** and their associated Base Devices **141, 142**. The control messages locate and identify the wireless subscriber device, determine the dialed number or the data connection type, and identify an available voice/data communication channel **151, 152** consisting of a pair of radio frequencies and orthogonal coding if CDMA for the radio frequency communication connection.

Philosophy of the Multicast Wireless Communication System

[0020] An exemplary narrowcast technology is described in detail in U.S. Pat. No. 6,594,498 and U.S. Pat. No. 6,681,115, for example, and can be used to implement the narrowcast communications between wireless subscriber devices and the radio frequency transmitter-receiver pairs. This technology, as well as the nature of the data transferred in the narrowcast, be it voice, video, telemetry, computer data, and the like, is not intended to be limited to the reverse path transaction management system **114** which is described herein, since a novel system concept is disclosed, not a specific technologically limited implementation of an existing system concept. Therefore, the term “wireless” as it is used herein denotes a communication system which operates on the basis of dividing space into a plurality of volumetric sections or cells **111, 112**, and managing communications between wireless subscriber devices **101-104** located in the cells **111, 112** and the associated radio frequency transmitter-receiver pairs located at the cell site **141, 142** for each of these cells **111, 112**. The modulation methods and access methods are not limiting factors herein and could be OFDM or QPSK modulated with CDMA access, or they could be QAM modulated with TDMA access. The term “multicast channel” represents a communication channel **151, 152** that carries multimedia content (multicast) simultaneously to a plurality of wireless subscriber devices **101-104** via a forward path and can receive signals from this plurality of wireless subscriber devices **101-104** via a reverse path of the multicast communication channel **151, 152**.

[0021] The basic functionality of the multicast wireless communication network **100** comprises an information distribution management functionality that concurrently propagates information to a plurality of wireless subscriber devices **101-104**, using push, pull, and combinations of push/pull data propagation modes. The need for information dissemination is identified: in response to external events, in response to predetermined temporal/spatial stimuli, as a function of subscriber inquiries or requests, and the like. The multicast wireless communication network **100**, in response to an identified information dissemination event, identifies a plurality of cells **111, 112** in the wireless communication network **100** as well as available communication channels **151, 152** in each of these cells **111, 112** to carry the information that is to be transmitted to a plurality of wireless subscriber devices **101-104** extant in the locales served by the selected cells **111, 112**. The communication channels **151, 152** can be dedicated to multicast services or can be selected from the pool of available communication channels. The subscribers access the multicasts by selecting the communication channel **151, 152** on their wireless subscriber device **101-104** that carries the multicast. The subscriber can be alerted to the presence of the multicast in many ways or can activate their wireless subscriber device **101-104** to retrieve the multicast absent any alert being transmitted to the wireless subscriber device **101-104**. The multicast retrieved by the subscriber is not sub-

scriber-unique, in that the multicast is transmitted to many subscribers, with a plurality of subscribers **101, 102** concurrently accessing the multicast on the same communication channel **151** being a typical mode of operation.

Content Delivery

[0022] The content of the multicasts can vary widely and include, but are not limited to: free information, subscription-based information, toll-based information, and the like, as noted above. The content can be locally generated or remotely generated, with the propagation of the information to the various cell sites **111, 112** being implemented in a number of ways. FIG. 1 illustrates, in block diagram form, the overall architecture of a typical multicast wireless communication network **100**. In particular, there is a Multicast Manager **113** that functions to receive the program source information from multiple sources and forward this information to selected cell sites **111, 112** for transmission to the subscribers served by these cell sites. The Multicast Manager **113** defines the geographic area, demographic population, or subscriber interest group, which are the metrics used to transmit information to subscribers who populate the target audience for multicast transmissions. The Multicast Manager **113** also can include the selection of frequencies and PN codes (if CDMA) that are used by each cell site to transmit the multicasts to subscribers. The basic content delivery network is independent of the existing radio frequency wireless communication network **100**, but it is cooperatively operative with the wireless communication network **100**. Thus, it is expected that part of the functionality described herein for the content delivery network can be part of, or integrated with, the wireless communication network **100**, as a matter of expediency.

[0023] As shown in block diagram form in FIG. 1, the sources of data for the multicast wireless communication network **100** can be varied, and a few typical content sources are shown here to illustrate the concepts of the multicast wireless communication network **100**. In particular, the multicast wireless communication network **100** is connected to a plurality of content sources. The sources can be remotely located program sources **124, 120, 122** connected via a satellite uplink **126**, IP Network **107**, or the Public Switched Telephone Network **108**, respectively. Alternatively, the program source can be a local program source **127**. The various program sources provide information of various types including, but not limited to: news, advertisements, traffic, weather, travel information, and the like.

[0024] The multicast wireless communication network **100** also includes a local mass storage memory **119** (database) for storing control instructions for use by processor **118**, as well as program material received from the various program sources identified above. The multicast wireless communication network **100** is controlled by a processor complex that manages the definition of the cells to which a particular multicast is transmitted and integrates information received from the various program sources into multicasts that are transmitted over selected traffic channels of the forward path channel within one or more cells. The multicasts generated by the Multicast Manager **113** are transmitted to the various Radio Network Subsystems **131, 132** either directly or via the associated Mobile Switching Center **106**. The Multicast Manager **113** functions to assemble program streams, as described below, and transmit the program streams containing the multicasts via a selected communication medium, such as the

Public Switched Telephone Network **108**, or some other communication medium, such as an IP network.

Multicast Coverage Areas

[0025] The formation of a demographic group within a targeted geographic region is the underlying foundation for multicasting. Within this context, the delivery of multicasts necessitates the creation of non-unique addressing methods, particularly in the Forward Path (base-to-wireless subscriber device). Unique addressing in the reverse path (wireless subscriber device-to-base) enables specialized services, including elements such as billing for: e-commerce, pay-per-event multicasts, and so on. This leverages the infrastructure assets, bandwidth, and channel capacity across a large user group, thereby driving the delivery cost to very low levels on a per subscriber basis.

Dynamic Configuration of Multicast Dynamic Coverage Areas

[0026] The multicast wireless communication network **100** can dynamically configure a multicast coverage area, such as the multicast coverage areas described above, as the multicast generation apparatus registers a plurality of subscribers by using the self-registration process for the wireless subscriber devices **101-104**. The multicast generation apparatus associates each registered wireless subscriber device **101-104** with a subscriber profile. The multicast generation apparatus can use a common MIN or other common addressing scheme associated with this multicast coverage group, which common MIN or other common addressing scheme is input into the wireless subscriber devices **101-104** of these group members or, alternatively, uniquely identifying the individual members of this multicast coverage group by their wireless subscriber devices **101-104**. Once the multicast coverage group is defined, a plurality of cells **111, 112** are selected to form a multicast coverage area group where the spatial extent of a multicast coverage area group can be dynamically established by the presence of wireless subscriber devices **101-104** in the coverage area of various ones of the cells **111, 112**. While not shown, the coverage region for a given multicast could also be formed via concatenated or joined cell sectors (versus an un-sectored cell which would generally have a circular pattern coverage). The multicast coverage areas can be spatially and content hierarchical, overlapping in coverage or not, in addition to optionally containing non-contiguous cells, as described above.

[0027] Once all of the multicast coverage areas are defined by associating cells **111, 112** for each multicast coverage area group, the Multicast Manager **113** uses this data in managing the delivery of multicasts by transmitting program content, tagged to identify the associated multicast coverage area group(s) to the multicast wireless communication network **100** for transmission to the cells **111, 112** that comprise each of the multicast coverage area groups that have been defined as described above. A multicast can be simultaneously routed to multiple multicast coverage area groups, and subscribers can receive multicasts from multiple multicast coverage area groups, which may not be hierarchically at the same level. Finally, the multicasts are transmitted to the wireless subscriber devices **101-104** that are members of the associated multicast coverage areas.

Multicast Subscriber Registration Management

[0028] The multicast process can be conceptually divided into multicast Acquisition, where the multicast control infor-

mation is delivered to the wireless subscriber device, and multicast Maintenance, where the particular program content contained in the multicast is selected by the subscriber and received on a continuing basis. Multicast control information flows from the Multicast Manager **113** (as described herein) to the Mobile Switching Center **106**. The Mobile Switching Center **106** analyzes this multicast control information and, in cooperation with the Radio Network Subsystems **131, 132** served by the Mobile Switching Center **106**, selects one or more out-of-band signaling paths to convey multicast acquisition information on the forward path (base-to-mobile) using means well understood in the art. As in traditional telephony, the multicasting network uses standard forward path signaling methods with a logical partition, thereby separating the multicast control information from the control information used for other network services. The multicast network overlay forwards multicast control information to the wireless subscriber device **101-104** for two functions: multicast acquisition and multicast maintenance. The information conveyed includes: multicast region cell/sector code word assignment, cell/sector timing information, available multicasts on a cell/sector basis, and so on. The information conveyed is wholly self-sufficient to enable the wireless subscriber device **101-104** to access and maintain a multicast call without follow-on assistance from the network's out-of-band signaling channels. Thus, the acquisition and maintenance of a multicast involves both out-of-band signaling during the acquisition phase and in-band signaling during the maintenance phase of a multicast.

Reverse Path Transaction Management System

[0029] There are two general architectural approaches to wirelessly deliver multi-media content: the broadcast approach adopted by MediaFLO and DVB-H where there is no inherent reverse path to enable a transaction; and the second architectural approach where a cellular network is configured as described above and which has an inherent reverse path capability. In either case, the enablement of "transaction" capability on the reverse path is novel for either architecture, albeit technologically different for the respective two multi-media content delivery architectures.

Reverse Path Transaction Management System in a Cellular Architecture

[0030] The reverse path transaction management system **114** enables the subscriber to receive the multicast on their wireless subscriber device **101** via the multicast channel communication connection **151** that includes a forward path, concurrently with a plurality of other subscribers **102** on the same forward path, and simultaneously initiate a transaction to purchase goods and/or services via the reverse path of the multicast channel associated with the shared forward path.

[0031] FIG. 2 illustrates in flow diagram form the operation of the reverse path transaction management system **114**. At step **201**, the wireless subscriber device **101** is connected to a multicast channel **151** from the serving cell site **111**, receiving a multicast transmission on the forward path of the multicast channel **151** along with other wireless subscriber devices **102**. At step **202**, the subscriber activates wireless subscriber device **101** to initiate a transaction. This decision can be in response to multi-media content transmitted to the wireless subscriber device **101** on the forward path of the multicast channel **151**, where a product or service is adver-

tised as part of the multi-media content. If the subscriber wishes to purchase the advertised product or service, this can be done without having the subscriber disconnect or interrupt the multi-media content that is being delivered on the forward channel of the multicast channel 151. The subscriber is one of a plurality of subscribers whose wireless subscriber devices 101, 102 are concurrently connected to the same multicast channel 151, so all the subscribers are receiving the same multi-media content. However, the subscriber is uniquely identified as part of the above-described registration process, and can communicate with the Reverse Path Transaction Management System 114 via the reverse path of the multicast channel 151 in a secure, subscriber-specific manner. This enables the subscriber to signal the Reverse Path Transaction Management System 114 of their desire to initiate a transaction by signaling on the reverse path of the multicast channel 151, yet not have to disconnect from the multicast channel 151 and originate a separate point-to-point communication connection from the wireless subscriber device 101 to the point-of-sale server 150 to initiate and effect a transaction, as is required in existing systems.

[0032] Thus, in response to the subscriber activating wireless subscriber device 101 to initiate a transaction at step 202, the wireless subscriber device 101 transmits a wireless subscriber device identification and transaction initiation message to Serving Mobile Switching Center 106 at step 203 and, at step 204, the Reverse Path Transaction Management System 114, in response to received wireless subscriber device identification and transaction initiation message forwarded by the Serving Mobile Switching Center 106, retrieves subscriber profile data from VLR/HLR of the Serving Mobile Switching Center 106 and initiates a dialog session with wireless subscriber device 101. The data received from the wireless subscriber device 101 may include a tag from the multi-media content to specify which advertised product or service was displayed when the subscriber made their selection, thereby to ensure the proper linking of the transaction to the product or service desired by the subscriber. The subscriber data can include credit card data to enable the transaction to be billed to the subscriber's credit card, or the transaction can be billed to the subscriber's wireless service provider account using their telephone number, or to a third party payment service.

[0033] At step 205, the Reverse Path Transaction Management System 114 transmits transaction related data exclusively to wireless subscriber device 101 via a signaling channel on the multicast channel. The signaling channel could be logical or physical in its extent. The subscriber uses the wireless subscriber device 101 at step 206 to complete a transaction via an exchange of messages with the Reverse Path Transaction Management System 114 via the reverse path and an auxiliary channel on the shared multicast channel 151. These information exchanges can include verification of the transaction, authorization to complete the transaction, a further definition of the goods or services desired, delivery instructions, and the like. For example, a pizza advertisement can be presented in the program content, and the subscriber can initiate a pizza delivery. The above-noted interactions can specify the number of pizzas desired and the toppings on each of the pizzas, as well as the delivery address. This enables the subscriber to efficiently order without interrupting the program content. The further information requested from the subscriber can be displayed on a "ticker" line on the screen of

the display of the wireless subscriber device 101, and the subscriber can input data via the keypad of the wireless subscriber device 101.

[0034] Upon completion of a transaction, the Reverse Path Transaction Management System 114 at step 207 releases the signaling channel of the shared multicast channel 151, and the wireless subscriber device 101 discontinues transmission on the reverse path since the transaction is completed.

Reverse Path Transaction Management System in a Broadcast Architecture

[0035] New multi-media wireless delivery architectures such as MediaFLO (Qualcomm trademark—"Media ForwardLinkOnly") and DVB-H (Digital Video Broadcast-Handheld) use a broadcast architecture to distribute multi-media content to subscribers in a predefined service area. FIG. 3 illustrates, in block diagram form, the overall architecture of a typical broadcast network 300 and its associated cellular communication network 110 that is equipped with the present reverse path transaction management system 114. The cellular communication network 110 has an architecture and operation as that described with respect to FIG. 1, so like elements in FIGS. 1 and 3 are labeled identically.

[0036] These broadcast architectures rely on the presence and use of an associated cellular communication network 110 to provide the subscriber authentication and authorization functions to enable a subscriber to access the multi-media content being transmitted over the broadcast network 300. In these architectures, a unidirectional multi-media broadcast network 300 transmits multi-media content 303 to wireless subscriber devices 101, 102 independent of the cellular communication network 110 that is operational in the same coverage area. The wireless subscriber devices 101, 102 used in these broadcast architectures contain a multi-media content broadcast receiver which does not have the capability to communicate in a "reverse path" direction over the broadcast network 300. That is, the MediaFLO and DVB-H multi-media content broadcast receivers are incapable of transmitting anything, much less processing a "transaction". In the case of MediaFLO, for example, the wireless subscriber device 101, 102 is often a dual mode device which contains both a forward-path only MediaFLO broadcast receiver for receiving the broadcasted multi-media content (television) 303, as well as a conventional CDMA or GSM cell phone for cellular telephone calls. However, there is no "connectivity" between these two essentially disparate devices housed within a single wireless subscriber device, and the two networks with which they interact are operationally independent. The MediaFLO broadcast receiver cannot communicate with the imbedded cell phone, and the imbedded cell phone cannot communicate with the MediaFLO device during the receipt of the multi-media content.

[0037] In particular, as shown in FIG. 3, the multi-media content is delivered to a multi-mode subscriber device 101, 102 via radio frequency transmissions 303, which are broadcast in a predefined coverage area via broadcast transmitters 302. The multi-media content typically is encoded or encrypted to prevent non-subscribers from receiving the multi-media content. The subscriber, therefore, initiates receipt of the broadcast encoded multi-media content 303 by activating the multi-mode subscriber device 101, 102 to access the carrier's operations center 304. This communication typically is effected via the cellular telephone in the multi-mode subscriber device 101, 102, which is used to

transmit a registration request to the carrier's operations center 304. The request is processed by the carrier to identify and authenticate the subscriber multi-mode device, verify the authorization of this subscriber to receive the requested service, and return a decryption key to the subscriber multi-mode device 101, 102 to enable it to decrypt the multi-media content 303 that is being broadcast. The broadcast receiver of the multi-mode subscriber device 101, 102 receives the encoded multi-media transmissions 303 and uses the decryption key that was received from the carrier operations center 304 to convert the received encrypted multi-media content into its native format and deliver the multi-media content to the subscriber.

[0038] FIG. 4 illustrates, in flow diagram form, the operation of the reverse path transaction management system 114 in this combined broadcast and cellular communication network architecture. At step 401, the wireless subscriber device 101 is connected to a broadcast channel 303 from the serving multi-media content transmitter 302, receiving this transmission on the forward path of the broadcast channel 303 along with other wireless subscriber devices 102. At step 402, the subscriber activates wireless subscriber device 101 to initiate a transaction. This decision can be in response to multi-media content transmitted to the wireless subscriber device 101 on the forward path of the broadcast channel 303 where a product or service is advertised as part of the multi-media content. If the subscriber wishes to purchase the advertised product or service, this can be done without having the subscriber disconnect or interrupt the multi-media content that is being delivered on the forward channel of the broadcast channel 303. The subscriber is one of a plurality of subscribers whose wireless subscriber devices 101, 102 are concurrently connected to the same broadcast channel 303, so all the subscribers are receiving the same multi-media content. The subscriber is uniquely identified as part of the above-described registration process and can communicate with the Reverse Path Transaction Management System 114 via the reverse path of a multicast channel 151 or a point-to-point channel in a secure, subscriber specific manner, using the cell phone that is part of the multi-mode device 101. This enables the subscriber to signal the Reverse Path Transaction Management System 114 of their desire to initiate a transaction by signaling on the reverse path of the multicast channel 151 or a point-to-point channel, yet not have to disconnect from the broadcast channel 303 and originate a separate point-to-point communication connection from the wireless subscriber device 101 to the point-of-sale server 150 to initiate and effect a transaction, as is required in existing systems.

[0039] Thus, in response to the subscriber activating wireless subscriber device 101 to initiate a transaction at step 402, the wireless subscriber device 101 transmits wireless subscriber device identification and a transaction initiation message to Serving Mobile Switching Center 106 at step 403 and, at step 404, the Reverse Path Transaction Management System 114, in response to received wireless subscriber device identification and a transaction initiation message forwarded by the Serving Mobile Switching Center 106, retrieves subscriber profile data from VLR/HLR of the Serving Mobile Switching Center 106 and initiates a dialog session with wireless subscriber device 101. The data received from the wireless subscriber device 101 may include a tag from the multi-media content to specify which advertised product or service was displayed when the subscriber made their selection, thereby to ensure the proper linking of the transaction to

the product or service desired by the subscriber. The subscriber data can include credit card data to enable the transaction to be billed to the subscriber's credit card, or the transaction can be billed to the subscriber's wireless service provider account using their telephone number, or to a third party payment service.

[0040] At step 405, the Reverse Path Transaction Management System 114 transmits transaction related data exclusively to wireless subscriber device 101 via a signaling channel on the multicast channel 151 or a point-to-point channel, which is concurrently active with the broadcast channel 303. The signaling channel could be logical or physical in its extent. The subscriber uses the wireless subscriber device 101 at step 406 to complete a transaction via an exchange of messages with the Reverse Path Transaction Management System 114 via the reverse path or an auxiliary channel on the shared multicast channel 151 or the point-to-point channel. These information exchanges can include verification of the transaction, authorization to complete the transaction, a further definition of the goods or services desired, delivery instructions, and the like. For example, a pizza advertisement can be presented in the program content, and the subscriber can initiate a pizza delivery. The above-noted interactions can specify the number of pizzas desired and the toppings on each of the pizzas, as well as the delivery address. This enables the subscriber to efficiently order without interrupting the program content. The further information requested from the subscriber can be displayed on a "ticker" line on the screen of the display of the wireless subscriber device 101, and the subscriber can input data via the keypad of the wireless subscriber device 101.

[0041] Upon completion of a transaction, the Reverse Path Transaction Management System 114 at step 407 releases the signaling channel of the shared multicast channel 151 or the point-to-point channel, and the wireless subscriber device 101 discontinues transmission on the reverse path since the transaction is completed. In this manner, the multi-media content delivery is uninterrupted and delivered over a high bandwidth channel 303, yet the subscriber is able to concurrently execute a transaction which can be coordinated with the multi-media content delivery using the bi-directional communication capability of the associated cellular communication network 110 via either a multicast channel 151 or a point-to-point channel.

SUMMARY

[0042] The reverse path transaction management system enables the subscriber to receive the multicast on their wireless subscriber device via the forward channel, concurrently with a plurality of other subscribers on the same forward channel, and simultaneously initiate a transaction to purchase goods and/or services via the reverse path associated with the shared forward channel.

What is claimed as new and desired to be protected by Letters Patent of the United States is:

1. A reverse path transaction management system for providing transaction services to subscribers who are equipped with wireless subscriber devices via a wireless communication network that routes content from a selected program source concurrently to a plurality of wireless subscriber devices via a multicast on a single communication channel, which single communication channel includes at least a for-

ward path from said network to said plurality of wireless subscriber devices, said reverse path transaction management system comprising:

wireless subscriber device identification means for registering at least one of said plurality of wireless subscriber devices that are concurrently served by said single communication channel using a unique address for said wireless subscriber device;

transaction initiation means, responsive to one of said at least one wireless subscriber device transmitting a transaction initiation signal to said network on a reverse path from said one wireless subscriber device to said network concurrently with receipt of said content multicast on said single communication channel, for identifying said one wireless subscriber device using said unique address for said wireless subscriber device as well as tag information retrieved from said multicast that identifies one of goods and services for purchase displayed in said content multicast; and

transaction processing means for exchanging data with said one wireless subscriber device via said reverse path using said unique address for said wireless subscriber device to implement a transaction while said wireless subscriber device is concurrently receiving said multicast content via said single communication channel.

2. The reverse path transaction management system of claim 1 wherein said wireless subscriber device identification means comprises:

unique identification means for assigning each of said at least one wireless subscriber device a unique address for use on said reverse path.

3. The reverse path transaction management system of claim 1 wherein said transaction initiation means comprises: subscriber identification means operable concurrently with delivery of said information on said forward path to said plurality of wireless subscriber devices for uniquely identifying said one subscriber device transmitting a transaction initiation signal on said reverse path.

4. The reverse path transaction management system of claim 3 wherein said transaction initiation means further comprises:

subscriber profile means, responsive to said subscriber identification means, for retrieving a service profile of said one subscriber device.

5. The reverse path transaction management system of claim 3 wherein said service profile of said one subscriber device includes at least one of: subscriber wireless service account information, subscriber credit card information, and subscriber service authorization data.

6. The reverse path transaction management system of claim 1 wherein said transaction processing means comprises:

transaction tag means for excerpting advertisement identification data from said content multicast transmitted via said single communication channel for identifying a one of a product or service that is the subject of said transaction.

7. The reverse path transaction management system of claim 1 wherein said transaction processing means comprises:

information exchange means for exchanging messages exclusively with said one wireless subscriber device for completion of said transaction, including data relating to at least one of:

verification of the transaction, authorization to complete the transaction, a further definition of the goods or services desired, payment instructions, and delivery instructions.

8. The reverse path transaction management system of claim 1 wherein said transaction processing means exchanges data via said forward and reverse paths exclusively with said one wireless subscriber device to implement a transaction.

9. The reverse path transaction management system of claim 1 wherein said transaction initiation means is responsive to a plurality of said wireless subscriber devices transmitting a transaction initiation signal on said reverse path, for identifying each of said plurality of wireless subscriber devices.

10. The reverse path transaction management system of claim 1 wherein said transaction processing means exchanges data via said forward and reverse paths via a plurality of communication sessions, each of which is exclusive to a corresponding one of said plurality of wireless subscriber devices to implement a transaction.

11. The reverse path transaction management system of claim 1 wherein said wireless subscriber device identification means comprises:

unique identification means for assigning each of said plurality of wireless subscriber devices transmitting a transaction initiation signal on said reverse path a unique address for use on said reverse path.

12. The reverse path transaction management system of claim 1 wherein said transaction initiation means comprises:

subscriber identification means, operable concurrently with delivery of said information on said forward path to said plurality of wireless subscriber devices, for uniquely identifying each of said plurality of wireless subscriber devices transmitting a transaction initiation signal on said reverse path.

13. The reverse path transaction management system of claim 12 wherein said transaction initiation means further comprises:

subscriber profile means, responsive to said subscriber identification means, for retrieving a service profile of each of said plurality of wireless subscriber devices transmitting a transaction initiation signal on said reverse path.

14. The reverse path transaction management system of claim 12 wherein said service profile includes at least one of: subscriber wireless service account information, subscriber credit card information, and subscriber service authorization data.

15. The reverse path transaction management system of claim 1 wherein said transaction processing means comprises:

transaction tag means for excerpting advertisement identification data from said information transmitted via said forward channel for identifying a one of a product or service that is the subject of said transaction.

16. The reverse path transaction management system of claim 1 wherein said transaction processing means comprises:

information exchange means for exchanging messages exclusively with said one wireless subscriber device for completion of said transaction, including data relating to at least one of: verification of the transaction, authoriza-

tion to complete the transaction, a further definition of the goods or services desired, payment instructions, and delivery instructions.

17. The reverse path transaction management system of claim 1 wherein said wireless communication network comprises:

multicast wireless communication network means for concurrently propagating information from a multi-media content source to a plurality of wireless subscriber devices via a forward path of a multicast channel shared by said plurality of wireless subscriber devices and for receiving information from said plurality of wireless subscriber devices over a reverse path of said multicast channel.

18. The reverse path transaction management system of claim 17 wherein said transaction processing means exchanges data via said forward and reverse paths of said multicast channel with said one wireless subscriber device to implement a transaction.

19. The reverse path transaction management system of claim 1 wherein said wireless communication network comprises:

broadcast wireless network means for concurrently propagating multi-media content from a multi-media content source to a plurality of wireless subscriber devices via a forward path of a unidirectional broadcast channel shared by said plurality of wireless subscriber devices; and

multicast wireless communication network means for receiving information from said plurality of wireless subscriber devices over a reverse path of a multicast channel of said multicast wireless communication network means concurrently with the delivery of said multi-media content to said plurality of wireless subscriber devices.

20. The reverse path transaction management system of claim 19 wherein said transaction processing means exchanges data via said forward and reverse paths of said multicast channel with said one wireless subscriber device to implement a transaction.

21. The reverse path transaction management system of claim 1 wherein said wireless communication network comprises:

broadcast wireless network means for concurrently propagating multi-media content from a multi-media content source to a plurality of wireless subscriber devices via a forward path of a unidirectional broadcast channel shared by said plurality of wireless subscriber devices; and

cellular communication network means for receiving information from said plurality of wireless subscriber devices over a channel of said cellular communication network means concurrently with the delivery of said multi-media content to said plurality of wireless subscriber devices.

22. The reverse path transaction management system of claim 21 wherein said transaction processing means exchanges data via said forward and reverse paths of said channel of said cellular communication network with said one wireless subscriber device to implement a transaction.

23. A reverse path transaction management method for providing transaction services to subscribers who are equipped with wireless subscriber devices via a wireless communication network that routes content from a selected pro-

gram source concurrently to a plurality of wireless subscriber devices via a multicast on a single communication channel, which single communication channel includes at least a forward path from said network to said plurality of wireless subscriber devices, said reverse path transaction management system comprising:

registering at least one of said plurality of wireless subscriber devices that are concurrently served by said single communication channel using a unique address for said wireless subscriber device;

identifying, in response to one of said at least one wireless subscriber device transmitting a transaction initiation signal on a reverse path, from said one wireless subscriber device to said network concurrently with receipt of said content multicast on said single communication channel, said one wireless subscriber device using said unique address for said wireless subscriber device as well as tag information retrieved from said multicast that identifies one of goods and services for purchase displayed in said content multicast; and

exchanging data via said reverse path using said unique address for said wireless subscriber device to implement a transaction while said wireless subscriber device is concurrently receiving said multicast content via said single communication channel.

24. The reverse path transaction management method of claim 23 wherein said step of identifying comprises:

assigning each of said at least one wireless subscriber device a unique address for use on said reverse path.

25. The reverse path transaction management method of claim 23 wherein said step of exchanging comprises:

uniquely identifying, concurrently with delivery of said information on said forward path to said plurality of wireless subscriber devices, said one subscriber device transmitting a transaction initiation signal on said reverse path.

26. The reverse path transaction management method of claim 25 wherein said step of exchanging further comprises:

retrieving, in response to said subscriber identification means, a service profile of said one subscriber device.

27. The reverse path transaction management method of claim 25 wherein said service profile of said one subscriber device includes at least one of: subscriber wireless service account information, subscriber credit card information, and subscriber service authorization data.

28. The reverse path transaction management method of claim 23 wherein said step of exchanging comprises:

excerpting advertisement identification data from said content multicast transmitted via said single communication channel for identifying a one of a product or service that is the subject of said transaction.

29. The reverse path transaction management method of claim 23 wherein said step of exchanging comprises:

exchanging messages exclusively with said one wireless subscriber device for completion of said transaction, including data relating to at least one of: verification of the transaction, authorization to complete the transaction, a further definition of the goods or services desired, payment instructions, and delivery instructions.

30. The reverse path transaction management method of claim 23 wherein said step of exchanging exchanges data via said forward and reverse paths exclusively with said one wireless subscriber device to implement a transaction.

31. The reverse path transaction management method of claim 23 wherein said step of identifying is responsive to a plurality of said wireless subscriber devices transmitting a transaction initiation signal on said reverse path for identifying each of said plurality of wireless subscriber devices.

32. The reverse path transaction management method of claim 23 wherein said step of exchanging exchanges data via said forward and reverse paths via a plurality of communication sessions, each of which is exclusive to a corresponding one of said plurality of wireless subscriber devices to implement a transaction.

33. The reverse path transaction management method of claim 23 wherein said step of identifying comprises: assigning each of said plurality of wireless subscriber devices, transmitting a transaction initiation signal on said reverse path, a unique address for use on said reverse path.

34. The reverse path transaction management method of claim 23 wherein said step of exchanging comprises: uniquely identifying, concurrently with delivery of said information on said forward path to said plurality of wireless subscriber devices, each of said plurality of wireless subscriber devices transmitting a transaction initiation signal on said reverse path.

35. The reverse path transaction management method of claim 34 wherein said step of exchanging further comprises: retrieving, in response to said subscriber identification means, a service profile of each of said plurality of wireless subscriber devices transmitting a transaction initiation signal on said reverse path.

36. The reverse path transaction management method of claim 34 wherein said service profile includes at least one of: subscriber wireless service account information, subscriber credit card information, and subscriber service authorization data.

37. The reverse path transaction management method of claim 23 wherein said step of exchanging comprises: excerpting advertisement identification data from said information transmitted via said forward channel for identifying a one of a product or service that is the subject of said transaction.

38. The reverse path transaction management method of claim 23 wherein said step of exchanging comprises: exchanging messages exclusively with said one wireless subscriber device for completion of said transaction, including data relating to at least one of: verification of the transaction, authorization to complete the transaction, a further definition of the goods or services desired, payment instructions, and delivery instructions.

39. The reverse path transaction management system of claim 23 wherein said step of exchanging comprises:

concurrently propagating information from a multi-media content source to a plurality of wireless subscriber devices via a forward path of a multicast channel shared by said plurality of wireless subscriber devices, and for receiving information from said plurality of wireless subscriber devices over a reverse path of said multicast channel.

40. The reverse path transaction management system of claim 23 wherein said step of exchanging exchanges data via said forward and reverse paths of said multicast channel with said one wireless subscriber device to implement a transaction.

41. The reverse path transaction management system of claim 23 wherein said routing of information by said wireless communication network comprises:

concurrently propagating multi-media content from a multi-media content source via a broadcast wireless network to a plurality of wireless subscriber devices via a forward path of a unidirectional broadcast channel shared by said plurality of wireless subscriber devices; and

receiving information from said plurality of wireless subscriber devices over a reverse path of a multicast channel of a multicast wireless communication network concurrently with the delivery of said multi-media content to said plurality of wireless subscriber devices.

42. The reverse path transaction management system of claim 41 wherein said step of exchanging exchanges data via said forward and reverse paths of said multicast channel with said one wireless subscriber device to implement a transaction.

43. The reverse path transaction management system of claim 23 wherein said routing of information by said wireless communication network comprises:

concurrently propagating multi-media content from a multi-media content source via a broadcast wireless network to a plurality of wireless subscriber devices via a forward path of a unidirectional broadcast channel shared by said plurality of wireless subscriber devices; and

receiving information from said plurality of wireless subscriber devices over a channel of a cellular communication network concurrently with the delivery of said multi-media content to said plurality of wireless subscriber devices.

44. The reverse path transaction management system of claim 43 wherein said step of exchanging exchanges data via said forward and reverse paths of said channel of said cellular communication network with said one wireless subscriber device to implement a transaction.

* * * * *