Sept. 14, 1926. 1,599,967

R. C. JOHNSON

TEAPOT

Filed Jan. 15, 1926

Fig. 1.

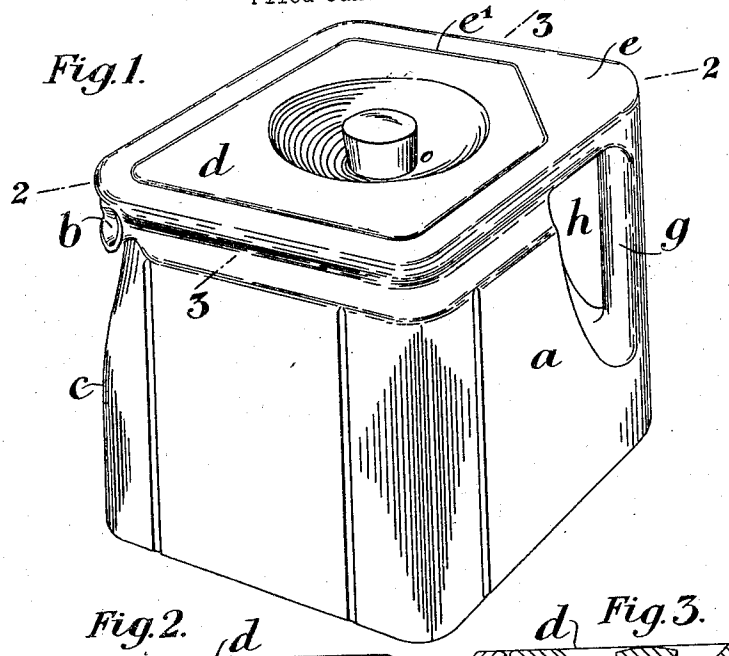

Fig. 2.

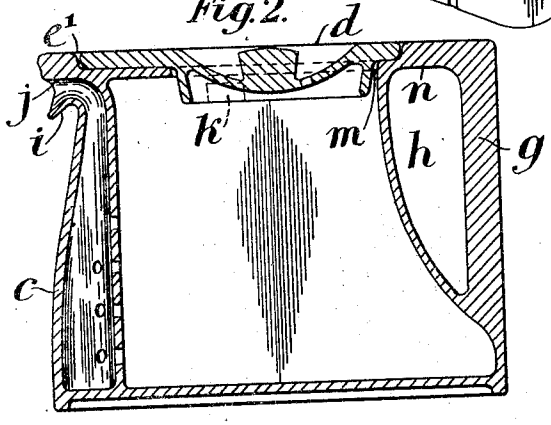

Fig. 3.

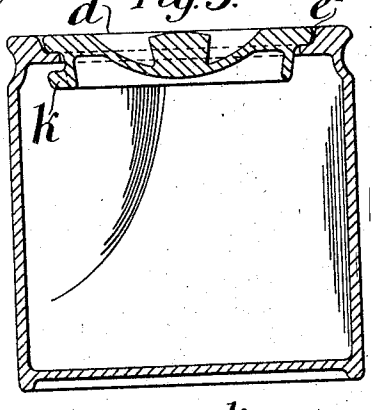

Fig. 4.

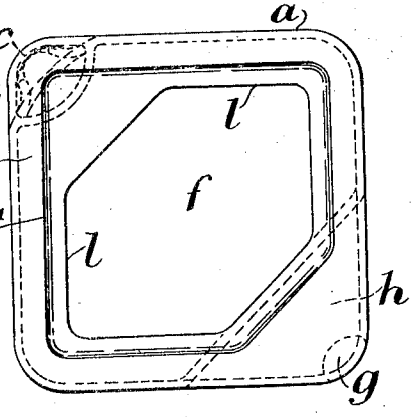

Fig. 5.

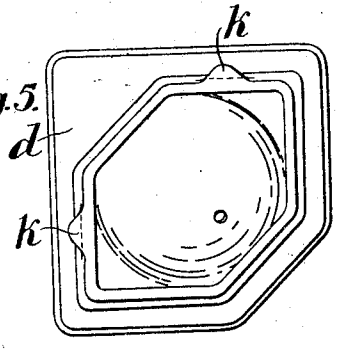

Inventor

Robert C. Johnson

By George A. Purcell, atty.

Patented Sept. 14, 1926. 1,599,967

UNITED STATES PATENT OFFICE.

ROBERT CRAWFORD JOHNSON, OF LEICESTER, ENGLAND, ASSIGNOR TO CUBE TEAPOTS LIMITED, OF LEICESTER, ENGLAND.

TEAPOT.

Application filed January 15, 1926, Serial No. 81,426, and in Great Britain December 23, 1925.

This invention relates to tea-pots of the kind possessing cubic form to facilitate packing them together to occupy a minimum space when large numbers are used, for instance, in catering establishments.

Such teapots as heretofore constructed possess certain drawbacks, for instance, owing to their spouts, which are formed at the upper part of one of the corners of the bodies, not projecting from the said bodies like those of ordinary tea-pots, there is a tendency, after pouring tea therefrom, for the latter, when the tea-pots are caused to assume the upright position to trickle down the exterior surface below the spouts. The lower portions or lips of such spouts have, however, been moulded so as to incline upwardly away from the body of the tea-pot. The upper portion or lip of the spout has also followed the direction of the lower lip but, not so far as the lower portion, so that the latter projects somewhat beyond the said upper portion. Also, when pouring out tea, if it be required to tilt the tea-pots sufficiently to empty them, it is found that slightly before the tops thereof attain a vertical position, the lids thereof, which fit in substantially square openings having two sides converging towards the front, fall outwardly off their seats, notwithstanding that they are each furnished with a lug at the underside of the front corner, which engages beneath the front edge of the opening closed by the lid. Further, the top of each tea-pot forming the seat for the lid projects from the interior walls of the tea-pot all around the opening closed by the lid, with the result that it is difficult to remove the tea-leaves from the pot. Also, the opening between the body of the tea-pot and the handle formed at the corner of the tea-pot opposite to that provided with the spout, has not afforded sufficient room at its upper part for the hand of the user, owing to the fact that the under surface of the part of the top of the tea-pot joining the handle has been of semi-circular form.

To avoid the above described disadvantages the spout is shaped with its lower portion or lip inclined upwards and backwards from the front thereof, whilst the inner surface of the upper lip of the spout is approximately horizontal and has its front edge slightly in advance of the front edge of the said lower lip. The tea-pot lid is also formed with a pair of lugs which engage beneath the two front converging edges of the opening in the seat for the lid, the back edge of the opening in the said seat is made flush with the interior surface of the back of the tea-pot and the upper part of the opening between the body of the tea-pot and the handle is flattened.

To enable the invention to be fully understood I will describe it by reference to the accompanying drawing, in which:—

Figure 1 is a perspective view of a tea-pot of cubic form provided with the improvements in accordance with the invention.

Figures 2 and 3 are, respectively, sections on the lines 2—2 and 3—3, Figure 1.

Figure 4 is a plan of the tea-pot with the lid removed and

Figure 5 is an underside view of the lid.

a is the body of the tea-pot and *b* is the spout thereof formed at the upper part of one of the corners *c* of the tea-pot. *d* is the tea-pot lid which rests or is seated on the top *e* within a recess e^1 therein so as to be flush with the said top and closes the opening *f* therein and *g* is the handle at the corner of the tea-pot opposite to the corner *c* and extending between the top and lower portions of the said tea-pot, *h* indicating the space or opening between the said handle and the back of the body *a*.

i is the lower portion or lip of the spout *b* which is inclined upwards and backwards and *j* is the inner horizontal surface of the upper lip of the spout, the front edge of which lip is set forwards slightly in advance of the front edge of the said lower lip *i*. By this construction it will be found that after tea has been poured from the spout there is no tendency for the tea to trickle down the corner *c* from the said spout when the tea-pot is caused to assume the upright position.

k, *k* are the two lugs which are formed on the lid *d* and which are designed, when the said lid is in place to close the opening *f*, to engage beneath the two front converging edges *l*, *l* of the opening *f* in the portion of the top *e* which forms the seat for the lid. By this arrangement the lid is restrained from falling off the seat when the tea-pot is tilted sufficiently to pour out all the tea therefrom.

m indicates where the back edge of the opening *f* is made flush with the interior surface so that tea-leaves can be removed

from the tea-pot at this point without meeting with obstruction.

n indicates where the upper part of the opening is flattened to afford more room for the hand of the user when grasping the handle *g*.

Claims:

1. A tea-pot of cubic form having a spout and handle contained within the boundary of the body at opposite corners thereof, said spout being shaped with its lower lip inclined upwards and backwards from the front thereof whilst the inner surface of the upper lip of the spout is approximately horizontal and has its front edge projecting slightly in advance of the front edge of the said lower lip,

2. A tea-pot as claimed in claim 1 having a lid seat, an opening in said seat having side edges converging towards the front of said tea-pot, and a lid formed wth a pair of lugs adapted to engage beneath said converging side edges when said lid is seated.

3. A tea-pot as claimed in claim 1, having a lid seat, an opening in said seat having side edges converging towards the front of the tea-pot and a back edge flush with the interior surface of the back of the tea-pot, and a lid adapted to fit in said seat.

4. A tea-pot as claimed in claim 1 having a lid seat, an opening in said seat having side edges converging towards the front of said tea-pot, a back edge flush with the interior surface of the back of the tea-pot and an opening between the body of the tea-pot and the handle flattened at its upper part.

ROBERT CRAWFORD JOHNSON.