

(19) World Intellectual Property Organization
International Bureau



(43) International Publication Date
16 November 2006 (16.11.2006)

PCT

(10) International Publication Number
WO 2006/122074 A1

(51) International Patent Classification:
A61K 6/083 (2006.01)

(21) International Application Number:
PCT/US2006/017820

(22) International Filing Date: 9 May 2006 (09.05.2006)

(25) Filing Language: English

(26) Publication Language: English

(30) Priority Data:
60/679,265 9 May 2005 (09.05.2005) US

(71) Applicant (for all designated States except US): **3M INNOVATIVE PROPERTIES COMPANY** [US/US]; 3M Center, Post Office Box 33427, Saint Paul, Minnesota 55133-3427 (US).

(72) Inventors; and

(75) Inventors/Applicants (for US only): **ABUELYAMAN, Admed, S.** [US/US]; 3M Center, Post Office Box 33427, Saint Paul, Minnesota 55133-3427 (US). **MITRA, Sumita, B.** [US/US]; 3M Center, Post Office Box 33427, Saint Paul, Minnesota 55133-3427 (US). **LEWANDOWSKI, Kevin, M.** [US/US]; 3M Center, Post Office Box 33427, Saint Paul, Minnesota 55133-3427 (US). **PLAUT, David, J.** [US/US]; 3M Center, Post Office Box 33427, Saint Paul, Minnesota 55133-3427 (US). **JONES, Todd, D.** [US/US]; 3M Center, Post Office Box 33427, Saint Paul, Minnesota 55133-3427 (US).

(74) Agents: **EDMAN, Sean, J.** et al.; 3M Center, Office Of Intellectual Property Counsel, Post Office Box 33427, Saint Paul, Minnesota 55133-3427 (US).

(81) Designated States (unless otherwise indicated, for every kind of national protection available): AE, AG, AL, AM, AT, AU, AZ, BA, BB, BG, BR, BW, BY, BZ, CA, CH, CN, CO, CR, CU, CZ, DE, DK, DM, DZ, EC, EE, EG, ES, FI, GB, GD, GE, GH, GM, HR, HU, ID, IL, IN, IS, JP, KE, KG, KM, KN, KP, KR, KZ, LC, LK, LR, LS, LT, LU, LV, LY, MA, MD, MG, MK, MN, MW, MX, MZ, NA, NG, NI, NO, NZ, OM, PG, PH, PL, PT, RO, RU, SC, SD, SE, SG, SK, SL, SM, SY, TJ, TM, TN, TR, TT, TZ, UA, UG, US, UZ, VC, VN, YU, ZA, ZM, ZW.

(84) Designated States (unless otherwise indicated, for every kind of regional protection available): ARIPO (BW, GH, GM, KE, LS, MW, MZ, NA, SD, SL, SZ, TZ, UG, ZM, ZW), Eurasian (AM, AZ, BY, KG, KZ, MD, RU, TJ, TM), European (AT, BE, BG, CH, CY, CZ, DE, DK, EE, ES, FI, FR, GB, GR, HU, IE, IS, IT, LT, LU, LV, MC, NL, PL, PT, RO, SE, SI, SK, TR), OAPI (BF, BJ, CF, CG, CI, CM, GA, GN, GQ, GW, ML, MR, NE, SN, TD, TG).

Published:

- with international search report
- before the expiration of the time limit for amending the claims and to be republished in the event of receipt of amendments

For two-letter codes and other abbreviations, refer to the "Guidance Notes on Codes and Abbreviations" appearing at the beginning of each regular issue of the PCT Gazette.

(54) Title: HARDENABLE DENTAL COMPOSITIONS WITH LOW POLYMERIZATION SHRINKAGE

(57) Abstract: The present invention features a hardenable dental composition that contains: (1) at least one cyclic allylic compound having at least one sulfur atom in the ring, and (2) at least one at least one ethylenically unsaturated compound, such as a substituted (meth)acryloyl compound. The compositions also typically comprise an initiator system, preferably a photoinitiator system containing at least 0.08 wt-% of one or more photosensitizers.



WO 2006/122074 A1

HARDENABLE DENTAL COMPOSITIONS
WITH LOW POLYMERIZATION SHRINKAGE

5

Field of the Invention

The present invention is generally related to hardenable dental compositions useful in restorative dentistry. More specifically, the invention relates to hardenable dental compositions containing free radical ring-opening cyclic allylic sulfide monomers that exhibit low polymerization shrinkage.

10

Background

Dental composites made from organic resins and filler are finding increasing use in dental applications, especially in restorative dentistry, due to their excellent aesthetic properties. Typical dental composite resins contain low viscosity di(meth)acrylate monomers, which serve as diluents that facilitate high filler levels. These diluents usually are small molecular weight (meth)acrylates, such as triethyleneglycol dimethacrylate (TEGDMA), which shrink substantially upon polymerization due to their low molecular weight. Polymerization shrinkage can lead to a number of problems in dental applications. For example, it often causes gaps between the composite and the tooth structure, which can lead to post-operative sensitivity, microleakage, enamel edge cracks, and secondary caries.

15

20

25

A number of factors are believed to play a role in polymerization shrinkage. It has been postulated that shrinkage occurs as the van der Waals distance between monomers are replaced by covalent bonds and the packing density of the polymers increases in comparison to that of the monomers. Recent efforts have been made to reduce polymeric shrinkage by attempting to minimize such phenomena; however, many of the low-shrink compositions currently available lack the physical, mechanical, and optical properties required for dental applications. Moreover, not

all low-shrink compositions are efficiently polymerizable under conditions that are suitable for use in the oral cavity. Thus, despite substantial advancement in this area, polymerization shrinkage remains a significant problem when working with certain types of dental composites. Consequently, there remains a need for new composite materials that exhibit reduced polymeric shrinkage without sacrificing other beneficial properties, such as fracture toughness and aesthetics.

Summary of the Invention

The present invention features hardenable dental compositions that contain:

(1) at least one cyclic allylic compound having at least one sulfur atom in the ring, and (2) at least one ethylenically unsaturated compound, such as a substituted (meth)acryloyl compound. The cyclic allylic compound typically comprises at least one 7-, 8-, or 9- membered ring that has two heteroatoms in the ring. Most typically both of the heteroatoms are sulfur, which may optionally be present as part of an SO, SO₂, or S-S moiety. In other embodiments, the ring may comprise a sulfur atom plus a second, different heteroatom in the ring, such as oxygen or nitrogen. In addition, the cyclic allylic compound may comprise multiple ring structures, i.e. may have two or more cyclic allylic sulfide moieties.

In one embodiment of the invention, the ethylenically unsaturated compound is a substituted (meth)acryloyl compound, which may comprise, for example, a di(meth)acrylate, an aliphatic(meth)acrylate having at least one functional group, and/or a (meth)acrylate with an aromatic functionality. Examples of suitable substituted (meth)acryloyl compounds include, but are not limited to ethoxylated bisphenol A dimethacrylate (BisEMA6), 2-hydroxyethyl methacrylate (HEMA), bisphenol A diglycidyl dimethacrylate (bisGMA), urethane dimethacrylate (UDMA), triethylene glycol dimethacrylate (TEGDMA), glycerol dimethacrylate (GDMA), ethyleneglycol dimethacrylate, neopentyl glycol dimethacrylate (NPGDMA), and polyethyleneglycol dimethacrylate (PEGDMA).

The compositions of the invention also typically comprise an initiator system, preferably a photoinitiator system containing, for example, an acylphosphine oxide capable of absorbing light in the range of about 300 to about 600 nm and/or a tertiary photoinitiator system that includes an iodonium salt, an electron donor, and a photosensitizer. Typically, the photoinitiator system comprises at least 0.03 wt-% photosensitizer, more typically at least 0.08 wt-%, even more typically at least 0.12 wt-%, and most typically at least 0.20 wt-% of the photosensitizer, based on the total weight of the composition.

The compositions optionally comprise one or more fillers of the sort typically used in dental materials, that have been optionally treated with silanes containing free radically polymerizable functionalities.

In certain embodiments, the substituted (meth)acryloyl compound used in the compositions typically has an average Molecular Weight greater than 100, more typically greater than 300, and most typically greater than 500.

The compositions of the invention are useful for a variety of dental treatments and restorative functions, including crown and bridge materials, fillings, adhesives, sealants, inlays, onlays, laminate veneers, luting agents or cements, denture base materials, orthodontic materials and sealants, and other dental restorative materials. The combination of the cyclic allylic monomer(s) blended with, for example, (meth)acrylated dental resins, results in excellent polymerization to form a hardened dental composite with low shrinkage and high mechanical properties. In addition, for certain preferred embodiments, the inclusion of a photoinitiator system having least 0.08 wt-% of a photosensitizer allows for effective visible light polymerization, a substantial benefit for hardenable dental compositions.

The above summary is not intended to describe each embodiment or every implementation of the invention. Other embodiments, features, and advantages of the present invention will be apparent from the following detailed description thereof, and from the claims.

Definitions

As used herein, a "hardenable" component refers to one that is capable of polymerization and/or crosslinking reactions including, for example, photopolymerization reactions and chemical polymerization techniques (e.g., ionic reactions or chemical reactions forming radicals effective to polymerize ethylenically unsaturated compounds, (meth)acrylate compounds, etc.) involving one or more compounds capable of hardening. Hardening reactions also include acid-base setting reactions such as those common for cement forming compositions (e.g., zinc polycarboxylate cements, glass-ionomer cements, etc.).

As used herein, "dental composition" refers to hardenable compositions used in the oral environment including, for example, dental adhesives, orthodontic adhesives, composites, restoratives, dental cements, orthodontic cements, sealants, coatings, impression materials, filling materials, and combinations thereof. In some embodiments, dental compositions of the present invention including a hardenable component can be hardened to fabricate a dental article selected from the group consisting of crowns, bridges, veneers, inlays, onlays, fillings, mill blanks, impression materials, orthodontic devices, prostheses (e.g., partial or full dentures), and finishing or polishing devices as used for dental prophylaxis or restorative treatments (e.g., prophylaxis agents such as cups, brushes, polishing agents). As used herein, a "dental adhesive" refers to a non-filled or a lightly filled dental composition (e.g., less than 40% by weight filler), which is typically used to adhere a curable dental material (e.g., a filling material) to a tooth surface. After hardening, the dental compositions are typically not tacky or sticky and therefore would not be in the class of materials known as pressure sensitive adhesives (PSAs).

As used herein, "(meth)acryl" is a shorthand term referring to "acryl" and/or "methacryl." For example, a "(meth)acryloyloxy" group is a shorthand term referring to either an acryloyloxy group (i.e., $\text{CH}_2=\text{CHC}(\text{O})\text{O}-$) and/or a

methacryloyloxy group (i.e., $\text{CH}_2=\text{C}(\text{CH}_3)\text{C}(\text{O})\text{O}-$); and a "(meth)acryloyl" group is a shorthand term referring to either an acryloyl group (i.e., $\text{CH}_2=\text{CHC}(\text{O})-$) and/or a methacryloyl group (i.e., $\text{CH}_2=\text{C}(\text{CH}_3)\text{C}(\text{O})-$).

By "substituted (meth)acryloyl compound" is meant a (meth)acryloyl compound, such as a (meth)acrylate, having an organic substituent other than methyl on the oxygen

By "photosensitizer" is meant any substance that either increases the rate of photo-initiated polymerization or shifts the wavelength at which polymerization occurs. Typical photosensitizers are monoketones and diketones that absorb some light within a range of 400 nm to 520 nm.

The recitation of numerical ranges by endpoints includes all numbers subsumed within that range (e.g. 1 to 5 includes 1, 1.5, 2, 2.75, 3, 3.80, 4, and 5).

As used in this specification and the appended claims, the singular forms "a", "an", and "the" include plural referents unless the content clearly dictates otherwise. Thus, for example, reference to a composition containing "a compound" includes a mixture of two or more compounds. As used in this specification and the appended claims, the term "or" is generally employed in its sense including "and/or" unless the content clearly dictates otherwise.

Unless otherwise indicated, all numbers expressing quantities of ingredients, measurement of properties such as contrast ratio and so forth used in the specification and claims are to be understood as being modified in all instances by the term "about." Accordingly, unless indicated to the contrary, the numerical parameters set forth in the foregoing specification and attached claims are approximations that can vary depending upon the desired properties sought to be obtained by those skilled in the art utilizing the teachings of the present invention. At the very least, and not as an attempt to limit the application of the doctrine of equivalents to the scope of the claims, each numerical parameter should at least be construed in light of the number of reported significant digits and by applying ordinary rounding techniques. Notwithstanding that the numerical ranges and

parameters setting forth the broad scope of the invention are approximations, the numerical values set forth in the specific examples are reported as precisely as possible. Any numerical value, however, inherently contains certain errors necessarily resulting from the standard deviations found in their respective testing measurements.

Detailed Description

The present invention provides hardenable dental compositions that have low polymerization shrinkage and high mechanical properties that are useful in dental restorative applications. These compositions contain at least one cyclic allylic sulfide monomer that is copolymerizable with a dental resin, such as a substituted (meth)acryloyl compound or other ethylenically unsaturated compound typically used in dental compositions. In one embodiment, the compositions further include a photoinitiator system that imparts the compositions with enhanced polymerizability, allowing for efficient and effective visible light polymerization. The photoinitiator system, upon irradiation with actinic radiation of the appropriate wavelength, initiates the polymerization (or hardening) of the composition. Such photopolymerizable compositions are typically free radically polymerizable.

In other embodiments, the compositions are chemically hardenable, i.e., the compositions contain a chemical initiator (i.e., initiator system) that can polymerize, cure, or otherwise harden the composition without dependence on irradiation with actinic radiation. Such chemically hardenable compositions are sometimes referred to as "self-cure" compositions and may include glass ionomer cements (e.g., conventional and resin-modified glass ionomer cements), redox cure systems, and combinations thereof.

The compositions can be hardened (e.g., polymerized by conventional photopolymerization and/or chemical polymerization techniques) prior to or after applying the dental material.

CYCLIC ALLYLIC COMPONENT

The compositions of the invention contain one or more cyclic allylic monomers. These monomers typically comprise a ring structure having 7 to 8 members that has at least one heteroatom, typically a sulfur atom, which may optionally be present as part of an SO, SO₂, or S-S moiety. Most typically, the rings comprise two sulfur heretoatoms, or a sulfur atom plus a second, different heteroatom, such as oxygen or nitrogen, in the ring. In addition, the cyclic allylic component may comprise multiple ring structures, i.e. may have two or more cyclic allylic moieties.

10 Examples of suitable cyclic allylic monomers, and methods for their preparation, are described in U.S. Patent No. 6,495,643 (Evans et al.); U.S. Patent No. 6,344,556 (Evans et al.); U.S. Patent No. 6,043,361 (Evans et al.); WO 96/19471 (Evans et al.); WO 94/14792 (Rizzardo et al.); Richard Evans et al, *New Free-Radical Ring-Opening Acrylate Monomers*, **Macromolecules**, 1994, 27 (26), 7935-7937; Richard Evans and Ezio Rizzardo, *Free-Radical Ring-Opening Polymerization of Cyclic Allylic Sulfides*, **Macromolecules**, 1996, 29, 6983-6989; Richard Evans and Ezio Rizzardo, *Free Radical Ring-Opening Polymerization of Cyclic Allylic Sulfides. 2. Effect of Substituents on Seven- and Eight-Membered Ring Low Shrink Monomers*, **Macromolecules**, 2000, 33, 6722-6731, and Richard Evans and Ezio Rizzardo, *Free Radical Ring-Opening Polymerization of Cyclic Allylic Sulfides: Liquid Monomers with Low Polymerization Volume Shrinkage*, **Journal of Polymer Science: Part A: Polymer Chemistry**, 2001, 39, 202-215, as well as pending U.S. Provisional Application No. 60/678986, entitled Dental Compositions Containing Hybrid Monomers with Low Polymerization Shrinkage, filed on May 9, 2005, all of which are hereby incorporated by reference herein in their entirety.

ETHYLENICALLY UNSATURATED COMPONENT

The compositions of the present invention also include one or more ethylenically unsaturated compounds with or without acid functionality. Examples of useful ethylenically unsaturated compounds include acrylic acid esters, methacrylic acid esters, hydroxy-functional acrylic acid esters, hydroxy-functional methacrylic acid esters, and combinations thereof.

The compositions (e.g., photopolymerizable compositions) may include compounds having free radically active functional groups that may include monomers, oligomers, and polymers having one or more ethylenically unsaturated group. Suitable compounds contain at least one ethylenically unsaturated bond and are capable of undergoing polymerization. Such free radically polymerizable compounds include mono-, di- or poly-(meth)acrylates (i.e., acrylates and methacrylates) such as, methyl (meth)acrylate, ethyl acrylate, isopropyl methacrylate, n-hexyl acrylate, stearyl acrylate, allyl acrylate, glycerol triacrylate, ethyleneglycol diacrylate, diethyleneglycol diacrylate, triethyleneglycol dimethacrylate, 1,3-propanediol di(meth)acrylate, trimethylolpropane triacrylate, 1,2,4-butanetriol trimethacrylate, 1,4-cyclohexanediol diacrylate, pentaerythritol tetra(meth)acrylate, sorbitol hexacrylate, tetrahydrofurfuryl (meth)acrylate, bis[l-(2-acryloxy)]-p-ethoxyphenyldimethylmethane, bis[l-(3-acryloxy-2-hydroxy)]-p-propoxyphenyldimethylmethane, ethoxylated bisphenolA di(meth)acrylate, and trishydroxyethyl-isocyanurate trimethacrylate; (meth)acrylamides (i.e., acrylamides and methacrylamides) such as (meth)acrylamide, methylene bis-(meth)acrylamide, and diacetone (meth)acrylamide; urethane (meth)acrylates; the bis-(meth)acrylates of polyethylene glycols (preferably of molecular weight 200-500), copolymerizable mixtures of acrylated monomers such as those in U.S. Pat. No. 4,652, 274 (Boettcher et al.), acrylated oligomers such as those of U.S. Pat. No. 4,642,126 (Zador et al.), and poly(ethylenically unsaturated) carbamoyl isocyanurates such as those disclosed in U.S. Pat. No. 4,648,843 (Mitra); and vinyl compounds such as

styrene, diallyl phthalate, divinyl succinate, divinyl adipate and divinyl phthalate. Other suitable free radically polymerizable compounds include siloxane-functional (meth)acrylates as disclosed, for example, in WO-00/38619 (Guggenberger et al.), WO-01/92271 (Weinmann et al.), WO-01/07444 (Guggenberger et al.), WO-00/42092 (Guggenberger et al.) and fluoropolymer-functional (meth)acrylates as disclosed, for example, in U.S. Pat. No. 5,076,844 (Fock et al.), U.S. Pat. No. 4,356,296 (Griffith et al.), EP-0373 384 (Wagenknecht et al.), EP-0201 031 (Reiners et al.), and EP-0201 778 (Reiners et al.). Mixtures of two or more free radically polymerizable compounds can be used if desired.

The ethylenically unsaturated compound may also contain hydroxyl groups and ethylenically unsaturated groups in a single molecule. Examples of such materials include hydroxyalkyl (meth)acrylates, such as 2-hydroxyethyl (meth)acrylate and 2-hydroxypropyl (meth)acrylate; glycerol mono- or di-(meth)acrylate; trimethylolpropane mono- or di-(meth)acrylate; pentaerythritol mono-, di-, and tri-(meth)acrylate; sorbitol mono-, di-, tri-, tetra-, or penta-(meth)acrylate; and 2,2-bis[4-(2-hydroxy-3-ethacryloxypropoxy)phenyl]propane (bisGMA). Suitable ethylenically unsaturated compounds are also available from a wide variety of commercial sources, such as Sigma-Aldrich, St. Louis. Mixtures of ethylenically unsaturated compounds can be used if desired.

In certain embodiments, the ethylenically unsaturated compound preferably comprises a substituted (meth)acryloyl compound. Particularly useful (meth)acryloyl compounds include di(meth)acrylates, aliphatic (meth)acrylates having at least one functional group, and (meth)acrylates with an aromatic functionality. Examples of suitable substituted (meth)acryloyl compounds include ethoxylated bisphenol A dimethacrylate (BisEMA6) as described in U.S. Pat. No. 6,030,606 (Holmes), 2-hydroxyethyl methacrylate (HEMA), bisphenol A diglycidyl dimethacrylate (bisGMA), urethane dimethacrylate (UDMA), triethylene glycol dimethacrylate (TEGDMA), glycerol dimethacrylate (GDMA), ethyleneglycol dimethacrylate, neopentyl glycol dimethacrylate (NPGDMA), and

polyethyleneglycol dimethacrylate (PEGDMA). Various combinations of these compounds can be used if desired.

Typically, compositions of the present invention include at least 5% by weight, more typically at least 10% by weight, and most typically at least 15% by weight ethylenically unsaturated compounds, based on the total weight of the unfilled composition. Typically, compositions of the present invention include at most 95% by weight, more typically at most 90% by weight, and most typically at most 80% by weight ethylenically unsaturated compounds, based on the total weight of the unfilled composition.

Typically, compositions of the present invention include at least 5% by weight (wt-%), more typically at least 10% by weight, and most typically at least 15% by weight ethylenically unsaturated compounds without acid functionality, based on the total weight of the unfilled composition. Typically, compositions of the present invention include at most 95% by weight, more typically at most 90% by weight, and most typically at most 80% by weight ethylenically unsaturated compounds without acid functionality, based on the total weight of the unfilled composition.

Ethylenically Unsaturated Compounds With Acid Functionality

Generally, the compositions of the invention include ethylenically unsaturated compounds without acid functionality; however, in some embodiments of the invention the compositions may instead, or in addition, include one or more ethylenically unsaturated compounds with acid functionality.

As used herein, ethylenically unsaturated compounds with acid functionality is meant to include monomers, oligomers, and polymers having ethylenic unsaturation and acid and/or acid-precursor functionality. Acid-precursor functionalities include, for example, anhydrides, acid halides, and pyrophosphates. The acid functionality can include carboxylic acid functionality, phosphoric acid

functionality, phosphonic acid functionality, sulfonic acid functionality, or combinations thereof.

Ethylenically unsaturated compounds with acid functionality include, for example, α,β -unsaturated acidic compounds such as glycerol phosphate
5 mono(meth)acrylates, glycerol phosphate di(meth)acrylates, hydroxyethyl (meth)acrylate (e.g., HEMA) phosphates, bis((meth)acryloxyethyl) phosphate, ((meth)acryloxypropyl) phosphate, bis((meth)acryloxypropyl) phosphate, bis((meth)acryloxy)propyloxy phosphate, (meth)acryloxyhexyl phosphate, bis((meth)acryloxyhexyl) phosphate, (meth)acryloxyoctyl phosphate,
10 bis((meth)acryloxyoctyl) phosphate, (meth)acryloxydecyl phosphate, bis((meth)acryloxydecyl) phosphate, caprolactone methacrylate phosphate, citric acid di- or tri-methacrylates, poly(meth)acrylated oligomaleic acid, poly(meth)acrylated polymaleic acid, poly(meth)acrylated poly(meth)acrylic acid, poly(meth)acrylated polycarboxyl-polyphosphonic acid, poly(meth)acrylated
15 polychlorophosphoric acid, poly(meth)acrylated polysulfonate, poly(meth)acrylated polyboric acid, and the like, may be used as components in the hardenable component system. Also monomers, oligomers, and polymers of unsaturated carbonic acids such as (meth)acrylic acids, aromatic (meth)acrylated acids (e.g., methacrylated trimellitic acids), and anhydrides thereof can be used. Certain
20 preferred compositions of the present invention include an ethylenically unsaturated compound with acid functionality having at least one P-OH moiety.

Certain of these compounds are obtained, for example, as reaction products between isocyanatoalkyl (meth)acrylates and carboxylic acids. Additional
25 compounds of this type having both acid-functional and ethylenically unsaturated components are described in U.S. Pat. Nos. 4,872,936 (Engelbrecht) and 5,130,347 (Mitra). A wide variety of such compounds containing both the ethylenically unsaturated and acid moieties can be used. Mixtures of such compounds can be used if desired.

Additional ethylenically unsaturated compounds with acid functionality include, for example, polymerizable bisphosphonic acids as disclosed for example, in U.S. Pat. Publication No. 2004/0206932 (Abuelyaman et al.); AA:ITA:IEM (copolymer of acrylic acid:itaconic acid with pendent methacrylate made by
5 reacting AA:ITA copolymer with sufficient 2-isocyanatoethyl methacrylate to convert a portion of the acid groups of the copolymer to pendent methacrylate groups as described, for example, in Example 11 of U.S. Pat. No. 5,130,347 (Mitra)); and those recited in U.S. Pat. Nos. 4,259,075 (Yamauchi et al.), 4,499,251 (Omura et al.), 4,537,940 (Omura et al.), 4,539,382 (Omura et al.), 5,530,038
10 (Yamamoto et al.), 6,458,868 (Okada et al.), and European Pat. Application Publication Nos. EP 712,622 (Tokuyama Corp.) and EP 1,051,961 (Kuraray Co., Ltd.).

Compositions of the present invention can also include compositions that include combinations of ethylenically unsaturated compounds with acid
15 functionality. Typically the compositions are self-adhesive and are non-aqueous. For example, such compositions can include: a first compound including at least one (meth)acryloxy group and at least one $-O-P(O)(OH)_x$ group, wherein $x=1$ or 2 , and wherein the at least one $-O-P(O)(OH)_x$ group and the at least one (meth)acryloxy group are linked together by a C1-C4 hydrocarbon group; a second
20 compound including at least one (meth)acryloxy group and at least one $-O-P(O)(OH)_x$ group, wherein $x=1$ or 2 , and wherein the at least one $-O-P(O)(OH)_x$ group and the at least one (meth)acryloxy group are linked together by a C5-C12 hydrocarbon group; an ethylenically unsaturated compound without acid functionality; an initiator system; and a filler. Such compositions are described, for
25 example, in U.S. Provisional Application Serial No. 60/600,658 (Luchterhandt et al.), filed on August 11, 2004.

Typically, the compositions of the present invention include at least 1% by weight, more typically at least 3% by weight, and most typically at least 5% by weight ethylenically unsaturated compounds with acid functionality, based on the

total weight of the unfilled composition. Typically, compositions of the present invention include at most 80% by weight, more typically at most 70% by weight, and most typically at most 60% by weight ethylenically unsaturated compounds with acid functionality, based on the total weight of the unfilled composition.

5

PHOTOINITIATOR SYSTEM

In certain embodiments, the compositions of the present invention are photopolymerizable, i.e., the compositions contain a photopolymerizable component and a photoinitiator (i.e., a photoinitiator system) that upon irradiation with actinic radiation initiates free radical polymerization (or hardening) of the composition.

10

Suitable photoinitiators for polymerizing free radically photopolymerizable compositions include the class of phosphine oxides that typically have a functional wavelength range of 300 nm to 1200 nm, more typically in the range of 300 nm to 600 nm. Especially useful phosphine oxide free radical initiators, which generally have a functional wavelength range of 380 nm to 450 nm, are acyl and bisacyl phosphine oxides such as those described in U.S. Pat. Nos. 4,298,738 (Lechtken et al.), 4,324,744 (Lechtken et al.), 4,385,109 (Lechtken et al.), 4,710,523 (Lechtken et al.), and 4,737,593 (Ellrich et al.), 6,251,963 (Kohler et al.); and EP Application No. 0 173 567 A2 (Ying).

15

Commercially available phosphine oxide photoinitiators capable of free-radical initiation when irradiated at wavelength ranges of greater than 380 nm to 450 nm include bis(2,4,6-trimethylbenzoyl)phenyl phosphine oxide (IRGACURE 819, Ciba Specialty Chemicals, Tarrytown, NY), bis(2,6-dimethoxybenzoyl)-(2,4,4-trimethylpentyl) phosphine oxide (CGI 403, Ciba Specialty Chemicals), a 25:75 mixture, by weight, of bis(2,6-dimethoxybenzoyl)-2,4,4-trimethylpentyl phosphine oxide and 2-hydroxy-2-methyl-1-phenylpropan-1-one (IRGACURE 1700, Ciba Specialty Chemicals), bis(.eta.5-2-4-cyclopentadien-1-yl)-bis(2,6-difluoro-3-(1H-pyrrol-1yl)-phenyl)titanium (IRGACURE 784, Ciba Specialty Chemicals), a 1:1 mixture, by weight, of bis(2,4,6-trimethylbenzoyl)phenyl phosphine oxide and 2-

25

hydroxy-2-methyl-1-phenylpropane-1-one (DAROCUR 4265, Ciba Specialty Chemicals), and ethyl 2,4,6-trimethylbenzylphenyl phosphinate (LUCIRIN LR8893X, BASF Corp., Charlotte, NC).

5 Tertiary amine reducing agents may be used in combination with an acylphosphine oxide. Illustrative tertiary amines useful in the invention include ethyl 4-(N,N-dimethylamino)benzoate and N,N-dimethylaminoethyl methacrylate. When present, the amine reducing agent is present in the photopolymerizable composition in an amount from 0.1 weight percent to 5.0 weight percent, based on the total weight of the composition. Useful amounts of other initiators are well
10 known to those of skill in the art.

Other suitable photoinitiators (i.e., photoinitiator systems that include one or more compounds) for polymerizing free radically photopolymerizable compositions include binary and tertiary systems. Typical tertiary photoinitiator systems include an iodonium salt, a photosensitizer, and an electron donor compound as described
15 in U.S. Pat. No. 5,545,676 (Palazzotto et al.). Preferred iodonium salts are the diaryl iodonium salts, e.g., diphenyliodonium chloride, diphenyliodonium hexafluorophosphate, diphenyliodonium tetrafluoroborate, and tolylcumyliodonium tetrakis(pentafluorophenyl)borate. Preferred photosensitizers are monoketones and diketones that absorb some light within a range of 400 nm to 520 nm (preferably,
20 450 nm to 500 nm). More preferred compounds are alpha diketones that have some light absorption within a range of 400 nm to 520 nm (even more preferably, 450 to 500 nm). Preferred compounds are camphorquinone, benzil, furil, 3,3,6,6-tetramethylcyclohexanedione, phenanthraquinone, 1-phenyl-1,2-propanedione and other 1-aryl-2-alkyl-1,2-ethanediones, and cyclic alpha diketones. Most preferred is
25 camphorquinone. Preferred electron donor compounds include substituted amines, e.g., ethyl dimethylaminobenzoate. Other suitable tertiary photoinitiator systems useful for photopolymerizing cationically polymerizable resins are described, for example, in U.S. Pat. No. 6,765,036 (Dede et al.).

The compositions of the invention typically contain at least 0.03 wt-%, more typically at least 0.08 wt-%, even more typically at least 0.12 wt-%, and most typically at least 0.20 wt-% of a photosensitizer, based on the total weight of the composition. The photoinitiator system is present in an amount sufficient to provide the desired rate of hardening (e.g., polymerizing and/or crosslinking). The amounts of photoinitiator system components in a composition will be dependent in part on the light source, the thickness of the layer to be exposed to radiant energy, and the extinction coefficient of the component(s).

REDOX INITIATOR SYSTEM

In some embodiments, the compositions of the present invention are chemically hardenable, i.e., the compositions contain a chemically hardenable component and a chemical initiator (i.e., initiator system) that can polymerize, cure, or otherwise harden the composition without dependence on irradiation with actinic radiation. Such chemically hardenable compositions are sometimes referred to as "self-cure" compositions and may include glass ionomer cements, resin-modified glass ionomer cements, redox cure systems, and combinations thereof.

The chemically hardenable compositions may include redox cure systems that include a hardenable component (e.g., an ethylenically unsaturated polymerizable component) and redox agents that include an oxidizing agent and a reducing agent. Suitable hardenable components, redox agents, optional acid-functional components, and optional fillers that are useful in the present invention are described in U.S. Pat. No. 5,154,762 (Mitra et al.), and U.S. Pat. Publication Nos. 2003/0166740 (Mitra et al.) and 2003/0195273 (Mitra et al.).

The reducing and oxidizing agents should react with or otherwise cooperate with one another to produce free-radicals capable of initiating polymerization of the resin system (e.g., the ethylenically unsaturated component). This type of cure is a dark reaction, that is, it is not dependent on the presence of light and can proceed in the absence of light. The reducing and oxidizing agents are preferably sufficiently

shelf-stable and free of undesirable colorization to permit their storage and use under typical dental conditions. They should be sufficiently miscible with the resin system (and preferably water-soluble) to permit ready dissolution in (and discourage separation from) the other components of the hardenable composition.

5 Useful reducing agents include ascorbic acid, ascorbic acid derivatives, and metal complexed ascorbic acid compounds as described in U.S. Pat. No. 5,501,727 (Wang et al.); amines, especially tertiary amines, such as 4-tert-butyl dimethylaniline and N,N-bis(hydroxyethyl)-p-toluidine; di-hydroxyethyl-p
10 toluidine; aromatic sulfinic salts, such as p-toluenesulfinic salts and benzenesulfinic salts; thioureas, such as 1-ethyl-2-thiourea, tetraethyl thiourea, tetramethyl thiourea, 1,1-dibutyl thiourea, and 1,3-dibutyl thiourea; and mixtures thereof. Other secondary reducing agents may include cobalt (II) chloride, ferrous chloride, ferrous sulfate, hydrazine, hydroxylamine (depending on the choice of oxidizing agent), salts of a dithionite or sulfite anion, and mixtures thereof. Preferably, the
15 reducing agent is an amine.

Suitable oxidizing agents will also be familiar to those skilled in the art, and include but are not limited to persulfuric acid and salts thereof, such as sodium, potassium, ammonium, cesium, and alkyl ammonium salts. Additional oxidizing agents include peroxides such as benzoyl peroxides, hydroperoxides such as cumyl
20 hydroperoxide, t-butyl hydroperoxide, and amyl hydroperoxide, as well as salts of transition metals such as cobalt (III) chloride and ferric chloride, cerium (IV) sulfate, perboric acid and salts thereof, permanganic acid and salts thereof, perphosphoric acid and salts thereof, and mixtures thereof.

It may be desirable to use more than one oxidizing agent or more than one
25 reducing agent. Small quantities of transition metal compounds may also be added to accelerate the rate of redox cure. In some embodiments it may be preferred to include a secondary ionic salt to enhance the stability of the polymerizable composition as described in U.S. Pat. Publication No. 2003/0195273 (Mitra et al.).

The reducing and oxidizing agents are present in amounts sufficient to permit an adequate free-radical reaction rate. This can be evaluated by combining all of the ingredients of the hardenable composition except for the optional filler, and observing whether or not a hardened mass is obtained.

5 Typically, the reducing agent is present in an amount of at least 0.01% by weight, and more typically at least 0.1% by weight, based on the total weight (including water) of the components of the hardenable composition. Typically, the reducing agent is present in an amount of no greater than 10% by weight, and more typically no greater than 5% by weight, based on the total weight (including water)
10 of the components of the hardenable composition.

Typically, the oxidizing agent is present in an amount of at least 0.01% by weight, and typically at least 0.10% by weight, based on the total weight (including water) of the components of the hardenable composition. Typically, the oxidizing agent is present in an amount of no greater than 10% by weight, and more typically
15 no greater than 5% by weight, based on the total weight (including water) of the components of the hardenable composition.

The reducing or oxidizing agents can be microencapsulated as described in U.S. Pat. No. 5,154,762 (Mitra et al.). This will generally enhance shelf stability of the hardenable composition, and if necessary permit packaging the reducing and
20 oxidizing agents together. For example, through appropriate selection of an encapsulant, the oxidizing and reducing agents can be combined with an acid-functional component and optional filler and kept in a storage-stable state. A redox cure system can be combined with other cure systems, e.g., with a hardenable composition such as described U.S. Pat. No. 5,154,762 (Mitra et al.).
25

FILLERS

The compositions of the present invention can also contain fillers. Fillers may be selected from one or more of a wide variety of materials suitable for

incorporation in compositions used for dental applications, such as fillers currently used in dental restorative compositions, and the like.

The filler is preferably finely divided. The filler can have a unimodal or polymodal (e.g., bimodal) particle size distribution. Typically, the maximum
5 particle size (the largest dimension of a particle, typically, the diameter) of the filler is less than 20 micrometers, more typically less than 10 micrometers, and most typically less than 5 micrometers. Typically, the average particle size of the filler is less than 0.4 micrometers, more typically less than 0.1 micrometers, and most typically less than 0.075 micrometers.

10 The filler can be an inorganic material. It can also be a crosslinked organic material that is insoluble in the resin system (i.e., the hardenable components), and is optionally filled with inorganic filler. The filler should in any event be nontoxic and suitable for use in the mouth. The filler can be radiopaque or radiolucent. The filler typically is substantially insoluble in water.

15 Examples of suitable inorganic fillers are naturally occurring or synthetic materials including, but not limited to: quartz (i.e., silica, SiO_2); nitrides (e.g., silicon nitride); glasses and fillers derived from, for example, Zr, Sr, Ce, Sb, Sn, Ba, Zn, and Al; feldspar; borosilicate glass; kaolin; talc; zirconia; titania; low Mohs
20 hardness fillers such as those described in U.S. Pat. No. 4,695,251 (Randklev); and submicron silica particles (e.g., pyrogenic silicas such as those available under the trade designations AEROSIL, including "OX 50," "130," "150" and "200" silicas from Degussa Corp., Akron, OH and CAB-O-SIL M5 silica from Cabot Corp., Tuscola, IL). Examples of suitable organic filler particles include filled or unfilled pulverized polycarbonates, polyepoxides, and the like.

25 Suitable non-acid-reactive filler particles are quartz (i.e., silica), submicron silica, zirconia, submicron zirconia, and non-vitreous microparticles of the type described in U.S. Pat. No. 4,503,169 (Randklev). Mixtures of these non-acid-reactive fillers are also contemplated, as well as combination fillers made from organic and inorganic materials.

The filler can also be an acid-reactive filler. Suitable acid-reactive fillers include metal oxides, glasses, and metal salts. Typical metal oxides include barium oxide, calcium oxide, magnesium oxide, and zinc oxide. Typical glasses include borate glasses, phosphate glasses, and fluoroaluminosilicate ("FAS") glasses. FAS glasses are particularly preferred. The FAS glass typically contains sufficient elutable cations so that a hardened dental composition will form when the glass is mixed with the components of the hardenable composition. The glass also typically contains sufficient elutable fluoride ions so that the hardened composition will have cariostatic properties. The glass can be made from a melt containing fluoride, alumina, and other glass-forming ingredients using techniques familiar to those skilled in the FAS glassmaking art. The FAS glass typically is in the form of particles that are sufficiently finely divided so that they can conveniently be mixed with the other cement components and will perform well when the resulting mixture is used in the mouth.

Generally, the average particle size (typically, diameter) for the FAS glass is no greater than 12 micrometers, typically no greater than 10 micrometers, and more typically no greater than 5 micrometers as measured using, for example, a sedimentation analyzer. Suitable FAS glasses will be familiar to those skilled in the art, and are available from a wide variety of commercial sources, and many are found in currently available glass ionomer cements such as those commercially available under the trade designations VITREMER, VITREBOND, RELY X LUTING CEMENT, RELY X LUTING PLUS CEMENT, PHOTAC-FIL QUICK, KETAC-MOLAR, and KETAC-FIL PLUS (3M ESPE Dental Products, St. Paul, MN), FUJI II LC and FUJI IX (G-C Dental Industrial Corp., Tokyo, Japan) and CHEMFIL Superior (Dentsply International, York, PA). Mixtures of fillers can be used if desired.

The surface of the filler particles can also be treated with a coupling agent in order to enhance the bond between the filler and the resin. The use of suitable coupling agents include gamma-methacryloxypropyltrimethoxysilane, gamma-

mercaptopropyltriethoxysilane, gamma-aminopropyltrimethoxysilane, and the like. Silane-treated zirconia-silica (ZrO_2-SiO_2) filler, silane-treated silica filler, silane-treated zirconia filler, and combinations thereof are especially preferred in certain embodiments.

5 Other suitable fillers are disclosed in U.S. Pat. Nos. 6,387,981 (Zhang et al.) and 6,572,693 (Wu et al.) as well as International Publication Nos. WO 01/30305 (Zhang et al.), WO 01/30306 (Windisch et al.), WO 01/30307 (Zhang et al.), and WO 03/063804 (Wu et al.). Filler components described in these references include non-aggregated nanosized silica particles, non-aggregated nanosized metal oxide
10 particles, clusters of nanosized particles, and combinations thereof in non-aggregated or in nanoclustered form. Nanofillers are also described in U.S. Pat. Application Serial Nos. 10/847,781 (Kangas et al.); 10/847,782 (Kolb et al.); 10/847,803 (Craig et al.); and 10/847,805 (Budd et al.) all four of which were filed on May 17, 2004. These applications, in summary, describe the following
15 nanofiller containing compositions: U.S. Pat. Application Serial No. 10/847,781 (Kangas et al.) describes stable ionomer compositions (e.g., glass ionomer) containing nanofillers that provide the compositions with improved properties over previous ionomer compositions. In one embodiment, the composition is a hardenable dental composition comprising a polyacid (e.g., a polymer having a
20 plurality of acidic repeating groups); an acid-reactive filler; at least 10 percent by weight nanofiller or a combination of nanofillers each having an average particle size no more than 200 nanometers; water; and optionally a polymerizable component (e.g., an ethylenically unsaturated compound, optionally with acid functionality).

25 U.S. Pat. Application Serial No. 10/847,782 (Kolb et al.) describes stable ionomer (e.g., glass ionomer) compositions containing nanozirconia fillers that provide the compositions with improved properties, such as ionomer systems that are optically translucent and radiopaque. The nanozirconia is surface modified with silanes to aid in the incorporation of the nanozirconia into ionomer compositions,

which generally contain a polyacid that might otherwise interact with the nanozirconia causing coagulation or aggregation resulting in undesired visual opacity. In one aspect, the composition can be a hardenable dental composition including a polyacid; an acid-reactive filler; a nanozirconia filler having a plurality of silane-containing molecules attached onto the outer surface of the zirconia particles; water; and optionally a polymerizable component (e.g., an ethylenically unsaturated compound, optionally with acid functionality).

U.S. Pat. Application Serial No. 10/847,803 (Craig et al.) describes stable ionomer compositions (e.g., glass ionomers) containing nanofillers that provide the compositions with enhanced optical translucency. In one embodiment, the composition is a hardenable dental composition including a polyacid (e.g., a polymer having a plurality of acidic repeating groups); an acid-reactive filler; a nanofiller; an optional polymerizable component (e.g., an ethylenically unsaturated compound, optionally with acid functionality); and water. The refractive index of the combined mixture (measured in the hardened state or the unhardened state) of the polyacid, nanofiller, water and optional polymerizable component is generally within 4 percent of the refractive index of the acid-reactive filler, typically within 3 percent thereof, more typically within 1 percent thereof, and even more typically within 0.5 percent thereof.

U.S. Pat. Application Serial No. 10/847,805 (Budd et al.) describes dental compositions that can include an acid-reactive nanofiller (i.e., a nanostructured filler) and a hardenable resin (e.g., a polymerizable ethylenically unsaturated compound). The acid-reactive nanofiller can include an oxyfluoride material that is acid-reactive, non-fused, and includes a trivalent metal (e.g., alumina), oxygen, fluorine, an alkaline earth metal, and optionally silicon and/or a heavy metal.

For some embodiments of the present invention that include filler (e.g., dental adhesive compositions), the compositions preferably include at least 1% by weight, more preferably at least 2% by weight, and most preferably at least 5% by weight filler, based on the total weight of the composition. For such embodiments,

compositions of the present invention preferably include at most 40% by weight, more preferably at most 20% by weight, and most preferably at most 15% by weight filler, based on the total weight of the composition.

5 For other embodiments (e.g., where the composition is a dental restorative or an orthodontic adhesive), compositions of the present invention preferably include at least 40% by weight, more preferably at least 45% by weight, and most preferably at least 50% by weight filler, based on the total weight of the composition. For such embodiments, compositions of the present invention preferably include at most 90% by weight, more preferably at most 80% by weight, 10 even more preferably at most 70% by weight filler, and most preferably at most 50% by weight filler, based on the total weight of the composition.

OTHER ADDITIVES

15 Optionally, compositions of the present invention may contain solvents (e.g., alcohols (e.g., propanol, ethanol), ketones (e.g., acetone, methyl ethyl ketone), esters (e.g., ethyl acetate), other nonaqueous solvents (e.g., dimethylformamide, dimethylacetamide, dimethylsulfoxide, 1-methyl-2-pyrrolidinone)), and water. If desired, the compositions of the invention can contain additives such as indicators, dyes, pigments, inhibitors, accelerators, viscosity modifiers, wetting 20 agents, buffering agents, stabilizers, and other similar ingredients that will be apparent to those skilled in the art. Viscosity modifiers include the thermally responsive viscosity modifiers (such as PLURONIC F-127 and F-108 available from BASF Wyandotte Corporation, Parsippany, NJ) and may optionally include a polymerizable moiety on the modifier or a polymerizable component different than 25 the modifier. Such thermally responsive viscosity modifiers are described in U.S. Pat. No. U.S. 6,669,927 (Trom et al.) and U.S. Pat. Publication No. 2004/0151691 (Oxman et al.).

Additionally, medicaments or other therapeutic substances can be optionally added to the dental compositions. Examples include, but are not limited to, fluoride

sources, whitening agents, anticaries agents (e.g., xylitol), calcium sources, phosphorus sources, remineralizing agents (e.g., calcium phosphate compounds), enzymes, breath fresheners, anesthetics, clotting agents, acid neutralizers, chemotherapeutic agents, immune response modifiers, thixotropes, polyols, anti-inflammatory agents, antimicrobial agents (in addition to the antimicrobial lipid component), antifungal agents, agents for treating xerostomia, desensitizers, and the like, of the type often used in dental compositions. Combination of any of the above additives may also be employed. The selection and amount of any one such additive can be selected by one of skill in the art to accomplish the desired result without undue experimentation.

PREPARATION AND USE OF THE COMPOSITIONS

The hardenable dental compositions of the present invention can be prepared by combining a cyclic allylic component with an ethylenically unsaturated component (e.g., a substituted (meth)acryloyl compound) using conventional mixing techniques. The resulting composition may optionally contain enhancers, surfactants, fillers, water, co-solvents, and other additives as described herein. In use, the compositions may contain a photoinitiator system and be hardened by photoinitiation, or may be hardened by chemical polymerization and contain a redox cure system in which the composition contains an oxidizing agent and a reducing agent. Alternatively, the hardenable composition may contain different initiator systems, such that the composition can be both a photopolymerizable and a chemically polymerizable composition.

The hardenable compositions of the invention can be supplied in a variety of forms including one-part systems and multi-part systems, e.g., two-part powder/liquid, paste/liquid, and paste/paste systems. Other forms employing multi-part combinations (i.e., combinations of two or more parts), each of which is in the form of a powder, liquid, gel, or paste are also possible. In a redox multi-part system, one part typically contains the oxidizing agent and another part typically

contains the reducing agent. In multi-part systems containing an antimicrobial lipid component, one part typically contains the antimicrobial lipid component and another part contains either the hardenable component or other components of the final composition. The components of the hardenable composition can be included
5 in a kit, where the contents of the composition are packaged to allow for storage of the components until they are needed.

When used as a dental composition, the components of the hardenable compositions can be mixed and clinically applied using conventional techniques. A curing light is generally required for the initiation of photopolymerizable compositions. The
10 compositions can be in the form of composites or restoratives that adhere very well to dentin and/or enamel. Optionally, a primer layer can be used on the tooth tissue on which the hardenable composition is used. The compositions, e.g., containing a FAS glass or other fluoride releasing material, can also provide very good long-term fluoride release. Some embodiments of the invention may provide glass
15 ionomer cements or adhesives that can be cured in bulk without the application of light or other external curing energy, do not require a pre-treatment, have improved physical properties.

The compositions of the invention are particularly well adapted for use in the form of a wide variety of dental materials, which may be filled or unfilled. They
20 can be used in sealants, coatings, or dental adhesives, which are lightly filled composites (up to 40 wt-% filler, based on the total weight of the composition) or unfilled compositions that are cured after being dispensed adjacent to a tooth (i.e., placing a dental material in temporary or permanent bonding or touching contact with a tooth). They can be used in dental and orthodontic cements, orthodontic
25 adhesives, composites, filling materials, impression materials, and restoratives, which are typically filled compositions (preferably containing greater than 40 wt-% filler and up to 90 wt-% filler).

The compositions can also be used in prostheses that are shaped and polymerized for final use (e.g., as a crown, bridge, veneer, inlay, onlay, or the like),

before being disposed adjacent to a tooth. Such preformed articles can be ground or otherwise formed into a custom-fitted shape by the dentist or other user. Although the hardened dental material can be any of a wide variety of materials that are prepared from hardenable components, preferably, the hardened dental material is not a surface pre-treatment material (e.g., etchant or primer). Rather, preferably, the hardened dental material is a restorative (e.g., filling or prosthesis), mill blank, or orthodontic device.

The compositions have utility in clinical applications where cure of conventional light-curable cement may be difficult to achieve. Such applications include, but are not limited to, deep restorations, large crown build-ups, endodontic restorations, attachment of orthodontic brackets (including pre-coated brackets, where, for example, a paste portion could be pre-applied to the bracket and a liquid portion could later be brushed onto a tooth), bands, buccal tubes, and other devices, luting of metallic crowns or other light-impermeable prosthetic devices to teeth, and other restorative applications in inaccessible areas of the mouth.

Typical compositions are used as dental adhesives, orthodontic adhesives, composites, restoratives, dental cements, orthodontic cements, sealants, coatings, impression materials, filling materials, or combinations thereof.

Further features and advantages of this invention are further illustrated by the following examples, which are in no way intended to be limiting thereof. The present invention should not be considered limited to the particular examples described herein, but rather should be understood to cover all aspects of the invention as fairly set out in the attached claims. Various modifications, equivalent processes, as well as numerous structures to which the present invention can be applicable will be readily apparent to those of skill in the art to which the present invention is directed upon review of the instant specification. Unless otherwise indicated, all parts and percentages provided in the examples are on a weight basis, all water is deionized water, and all molecular weights are weight average molecular weight.

Examples

Test Methods

5 Compressive Strength (CS) Test Method

Compressive strength of a test sample was measured according to ANSI/ASA specification No. 27 (1993). A sample was packed into a 4-mm (inside diameter) glass tube; the tube was capped with silicone rubber plugs; and then the tube was compressed axially at approximately 0.28 MPa for 5 minutes. The sample
10 was then light cured for 90 seconds by exposure to two oppositely disposed VISILUX Model 2500 blue light guns (3M Co., St. Paul, MN), followed by irradiation for 90 seconds in a Dentacolor XS unit (Kulzer, Inc., Germany). Cured samples were cut with a diamond saw to form 8-mm long cylindrical plugs for measurement of compressive strength. The plugs were stored in distilled water at
15 37°C for 24 hours prior to testing. Measurements were carried out on an Instron tester (Instron 4505, Instron Corp., Canton, MA) with a 10 kilonewton (kN) load cell at a crosshead speed of 1 mm/minute. Five cylinders of cured samples were prepared and measured with the results reported in MPa as the average of the five measurements.

20

Diametral Tensile Strength (DTS) Test Method

Diametral tensile strength of a test sample was measured according to ANSI/ASA specification No. 27 (1993). Samples were prepared as described for the CS Test Method, except that the cured samples were then cut into 2.2-mm thick
25 disks for measurement of DTS. The disks were stored in water as described above and measured with an Instron tester (Instron 4505, Instron Corp.) with a 10 (kN) load cell at a crosshead speed of 1 mm/minute. Five disks of cured samples were prepared and measured with results reported in MPa as the average of the five measurements.

Watts Shrinkage Test Method

The Watts Shrinkage (Watts) Test Method measures shrinkage of a test sample in terms of volumetric change after curing. The sample preparation (90-mg uncured composite test sample) and test procedure were carried out as described in the following reference: Determination of Polymerization Shrinkage Kinetics in Visible-Light-Cured Materials:Methods Development, Dental Materials, October 1991, pages 281-286. Results in terms of percent shrinkage were reported as the average of three replicates for each sample and were standardized to the performance of 3M FILTEK SUPREME Universal Restorative (3M Company).

Visual Opacity (MacBeth Values) Test Method

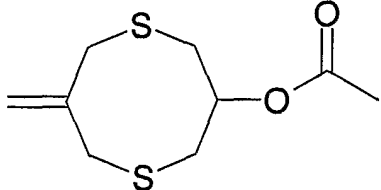
Disc-shaped (1-mm thick x 15-mm diameter) paste samples were cured by exposing them to illumination from a VISILUX 2 curing light (3M Company) for 60 seconds on each side of the disk at a distance of 6 mm. Hardened samples were measured for direct light transmission by measuring transmission of light through the thickness of the disk using a MacBeth transmission densitometer Model TD-903 equipped with a visible light filter, available from MacBeth (MacBeth, Newburgh, NY). Lower MacBeth Values indicate lower visual opacity and greater translucency of a material. The reported values are the average of 3 measurements.

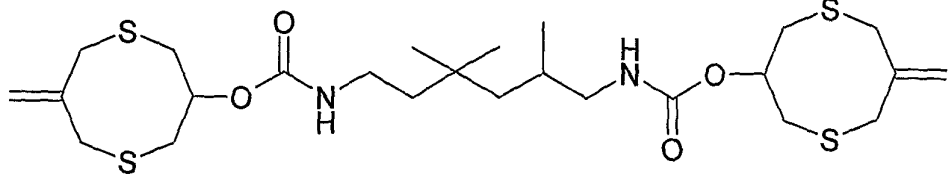
Barcol Hardness Test Method

Barcol Hardness of a test sample was measured according to the following procedure. An uncured composite sample was cured in 2.5-mm thick TEFLON mold sandwiched between a sheet of polyester (PET) film and a glass slide for 30 seconds with an ELIPAR Freelight 2 dental curing light (3M Company). After irradiation, the PET film was removed and the hardness of the sample at both the top and the bottom of the mold was measured using a Barber-Coleman Impressor (a hand-held portable hardness tester; Model GYZJ 934-1; Barber-Coleman Company,

Industrial Instruments Division, Lovas Park, IN) equipped with an indenter. Top and bottom Barcol Hardness values were measured at 5 minutes after light exposure. Results were reported as the average of 3 replicates for each sample and were standardized to the performance of 3M FILTEK SUPREME Universal Restorative (3M Company).

Abbreviations, Descriptions, and Sources of Materials

Abbreviation	Description and Source of Material
BisGMA	2,2-Bis[4-(2-hydroxy-3-methacryloyloxypropoxy)phenyl]propane CAS No. 1565-94-2
Tri-HDI	Tri-Hexane Diisocyanate (DESMODUR N-3300, Bayer, Pittsburg, PA)
HEMA	2-Hydroxyethyl methacrylate (Sigma-Aldrich)
TEGDMA	Triethylene glycol dimethacrylate (Sartomer, Exton, PA)
Tri-HDI-HEMA	Reaction product between Tri-HDI and HEMA; prepared according to Preparatory Example 2 described herein.
UDMA	Diurethane dimethacrylate (CAS No. 41137-60-4), commercially available as Rohamere 6661-0 (Rohm Tech, Inc., Malden, MA)
C-8 Alcohol	7-Methylene-1,5-dithiacyclooctan-3-ol was prepared from 3-chloro-2-(chloromethyl)-1-propene (Secant Chemicals Inc., Winchendon, MA) and 1,3-dibromo-2-propanol (Sigma-Aldrich) according to the procedure described in the following reference: R. Evans and E. Rizzardo, Free-Radical Ring-Opening Polymerization of Cyclic Allylic Sulfides. 2: Effect of Substituents on Seven- and Eight-Membered Ring Low Shrink Monomers, <i>Macromolecules</i> , 2000, 33, pp. 6722-6731.
C-8 Acetate	7-Methylene-1,5-dithiacyclooctan-3-yl acetate was prepared from C-8 Alcohol and acetyl chloride (Alpha Aesar, Ward Hill, MA) according to the procedure described in the reference cited above for C-8 Alcohol. 

C-8 Diurethane	<p>1,6-Bis(7-methylene-1,5-dithiacyclooctan-3-yl)-2,4,4-trimethylhexane dicarbamate (C-8 Diurethane) was prepared from C-8 Alcohol and 2,4,4-trimethyl-1,6-diisocyanatohexane (Sigma-Aldrich) according to Preparatory Example 1 described herein.</p> 
C-9 Dithia-cyclononane	8-Methylene-5,11-dihydro-6,10-dithia-benzocyclononane was prepared according to Preparatory Example 3 described herein.
CPQ	Camphorquinone (Sigma-Aldrich)
EDMAB	Ethyl 4-(N,N-dimethylamino)benzoate (Sigma-Aldrich)
DPIHFP	Diphenyl Iodonium Hexafluorophosphate (Alpha Aesar, Ward Hill, MA)
BHT	2,6-di-tert-butyl-4-methylphenol (Sigma-Aldrich)
PPD	1-Phenyl-1,2-propanedione (Sigma-Aldrich)
I-819	IRGACURE 819 phosphine oxide photoinitiator (Ciba Specialty Chemicals Corp., Terrytown, NY)
TONE 0210 Diol	α,ω -Hydroxy-terminated polycaprolactone; MW = 830 (Union Carbide, Danbury, CT)
TONE 0310 Triol	Tri-hydroxy-terminated polycaprolactone; MW = 900 (Union Carbide)
TONE 0230 Diol	α,ω -Hydroxy-terminated polycaprolactone; MW = 1250 (Union Carbide)
TONE 210-IEM	Reaction product between TONE 0210 Diol and IEM; prepared as described in U.S. Pat. No. 6,506,816 (Ario et al.)
TONE 310-IEM	Reaction product between TONE 0310 Triol and IEM; prepared as described in U.S. Pat. No. 6,506,816 (Ario et al.)
TONE 0230-IEM	Reaction product between TONE 0230 Diol and IEM; prepared as described in U.S. Pat. No. 6,506,816 (Ario et al.)
Benzotriazole-MA	2-[3-(2H-Benzotriazol-2-yl)-4-hydroxyphenyl]ethyl methacrylate (Sigma Aldrich)
Filler A	Silane-treated, nano-sized silica and zirconia particles loosely aggregated as substantially amorphous clusters were prepared in the form of a dry powder according to the procedure for Filler B in U.S. Pat. Publication No. 2003/0181541 (Wu et al.).

Preparatory Example 1

C-8 Diurethane

(1,6-Bis(7-methylene-1,5-dithiacyclooctan-3-yl)-2,4,4-trimethylhexane
dicarbamate)

7-Methylene-1,5-dithiacyclooctan-3-ol (C-8 Alcohol; 2.9 g, 16 mmole) and dibutyl tin dilaurate (10 mg; Sigma-Aldrich) were dissolved in dry tetrahydrofuran (THF, 10 ml) under nitrogen. The resulting solution was heated to reflux and a
5 solution of 2,4,4-trimethyl-1,6-diisocyanatohexane (1.76 g, 8.2 mmole) in dry THF (10 ml) was added dropwise. The reaction was monitored by thin layer chromatography (ether:methylene chloride 1:1) until the starting C8-Alcohol was consumed. (About 12 hours reaction time.) The solvent was then evaporated to give
10 a viscous clear oil/gum. The oil/gum was purified by dissolving in methanol (15 ml per gram) to give a slightly milky solution. A small quantity of the gum separated. The solution was filtered into another flask and water (3 ml per gram) was added slowly to the filtrate with stirring. During the addition, a white residual material separated from the solution. The liquid solvent was decanted and the residue was
15 washed with methanol:water 3.5:1. The washed residue was dissolved in methylene chloride, BHT inhibitor was added (1 mg per gram), and the solution dried with sodium sulfate. The solvent was evaporated to give a slightly cloudy viscous liquid (4.36 g, 96% yield). The product structure of C-8 Diurethane was confirmed by ¹H and ¹³C NMR.

20

Preparatory Example 2

Tri-HDI-HEMA

(Reaction Product between Tri-HDI and HEMA)

Tri-HDI (20 g, 0.0397 mole) was dissolved in methylene chloride (75 ml) in
25 a 250-ml 3-neck flask equipped with a mechanical stirrer under nitrogen. Dibutyltin dilaurate catalyst (0.2 g) was added followed by BHT (0.040 g). To the stirred solution was added HEMA (15.5 g, 0.119 mole) in a drop wise fashion over 45 minutes. The mixture was continuously stirred at room temperature overnight. Next day, the solvent was removed in a rotary evaporator to give a highly viscous liquid

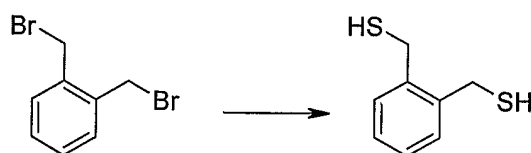
that was designated Tri-HDI-HEMA (100% yield). Reaction progress and completion were monitored by FT (Fourier Transform) IR spectroscopy for the disappearance of the isocyanate band. ¹H and ¹³C NMR also confirmed the structure of the product.

5

Preparatory Example 3

C-9 Dithia-cyclononane

(8-Methylene-5,11-dihydro-6,10-dithia-benzocyclononane)

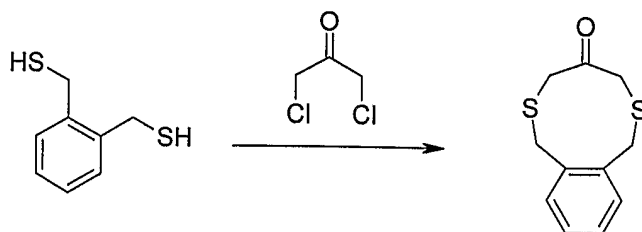


10

1,2-Benzenedimethanethiol. A mixture of α,α' -dibromo-o-xylene (100.00 g, 0.379 mol; Sigma-Aldrich), thiourea (57.5 g, 0.755 mol; Sigma-Aldrich), water (300 ml), and ethanol (50 ml) was refluxed for three hours. A solution of sodium hydroxide (60 g) in water (100 ml) was added and the mixture was refluxed for an additional 90 minutes. The reaction product was cooled in an ice bath, and concentrated sulfuric acid was added until the mixture had a pH value of 2. The solid product that precipitated was filtered, dried under reduced pressure, and then distilled (90 °C @ 0.3 mmHg) to give a liquid that solidified upon cooling (41.52 g, 64% yield). The solid was identified as 1,2-benzenedimethanethiol.

15

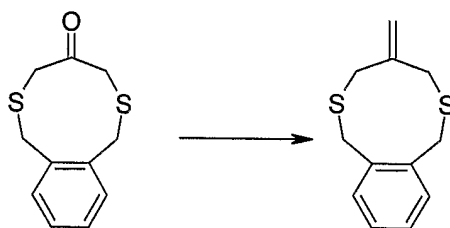
20



5,11-Dihydro-6,10-dithia-benzocyclonon-8-one. A first solution of 1,2-benzenedimethanethiol (13.41 g, 0.079 mol), sodium methoxide in methanol (25 wt%, 34.00 g, 0.158 mol; Sigma-Aldrich), and methanol (10 ml) was placed in a

25

100-ml syringe. A second solution of 1,3-dichloroacetone (10.00 g, 0.079 mol; Sigma-Aldrich) and methanol (40 ml) was placed in a second 100-ml syringe. Both solutions were slowly added dropwise to methanol (400 ml) at room temperature over 12 hours. After stirring for an additional 5 hours, the reaction mixture was concentrated under vacuum, and then diluted with methylene chloride (200 ml). The organic phase was washed two times with water (100 ml), and then dried over magnesium sulfate. The solvent was removed under reduced pressure to give the crude product that was purified by column chromatography over silica gel using a mixture of ethyl acetate in hexane (30/70). The product was isolated as an oil that slowly solidified upon standing. (4.728 g, 27% yield). The solid was identified as 5,11-dihydro-6,10-dithia-benzocyclonon-8-one. The solid was identified as 5,11-dihydro-6,10-dithia-benzocyclonon-8-one.



8-Methylene-5,11-dihydro-6,10-dithia-benzocyclononane. A mixture of methyl triphenylphosphonium bromide (7.145 g, 0.020 mol; Sigma-Aldrich), dry tetrahydrofuran (100 ml), and 1.0 M potassium t-butoxide in tetrahydrofuran (20 ml, 0.020 mol; Sigma-Aldrich) was stirred at room temperature for 15 minutes. 5,11-Dihydro-6,10-dithia-benzocyclonon-8-one (4.000 g, 0.018 mol) was then added and the mixture was stirred at room temperature for 17 hours. The mixture was then concentrated under reduced pressure, and then methylene chloride was added (150 ml). The organic phase was washed with water (100 ml), then dried over magnesium sulfate. The solvent was removed under reduced pressure to give the crude product that was purified by column chromatography over silica gel using a mixture of ethyl acetate in hexane (10/90). The product was isolated as a white solid (m.p. 48-49 °C; 2.400 g, 61% yield) and was identified as 8-methylene-5,11-dihydro-6,10-dithia-benzocyclononane.

Examples 1-19 and Comparative Examples 1-2
Dental Compositions Containing Methacrylate Monomers
and Derivatives of C-8 Alcohol

5 Dental compositions containing one or more methacrylate monomer and one or more derivative of C-8 Alcohol were prepared as follows: The photoinitiator components (e.g., CPQ, PPD, EDMAB, DPIHFP, and I-819) were initially dissolved in BisGMA by mechanically mixing the mixture in a glass jar for 3 hours at 55°C. The other components (including the filler) were then weighed in a MAX
10 20 plastic mixing cup having a screw cap (Flakteck, Landrum, SC). The cup was placed in an oven at 85°C for 30 minutes. All of the components were then combined and mixed in a DAC 150 FV speed mixer (Flakteck) for 1 minute at 3000 rpm. Heating at 85°C for 30 minutes and subsequent mixing were repeated twice. Dental compositions (Examples 2-19) were prepared in this manner as paste
15 composites and the relative amounts of components for each composite are listed in Tables 1A, 1B and 1C. Example 1, as shown in Table 1A, did not contain a filler. Comparative Examples 1 and 2 were prepared in a similar manner, except that the compositions contained only the acetate (C-8 Acetate) or diurethane (C-8 diurethane) derivative of C-8 Alcohol and contained no methacrylate monomer
20 (Table 1A).

These composite pastes (Examples 2-19) were evaluated for two or more of the following tests: compressive strength (CS), diametral tensile strength (DTS), Watts shrinkage, and visual opacity according to the Test Methods described herein and the results compared to those from the commercial product 3M FILTEK
25 SUPREME Universal Restorative (3M Company). Evaluation results are provided in Tables 2A and 2B.

Example 1 was observed to fully harden upon a 20 to 30 second exposure to visible light from an ELIPAR FreeLight Curing Light (3M Company); however, when Example 1 was formulated into a paste with a filler (e.g., Example 1F,

assuming 77% filler and 23% Example 1 resin) polymerization (i.e., hardening) upon the same type of exposure to visible light was incomplete (i.e., only partial hardening). In contrast to Example 1F, Examples 2-19 (all containing 77% filler) were all observed to more fully polymerize (i.e., completely harden) upon the same type of exposure to visible light. It is noted that Examples 2-10 all contained at least two times the level of photosensitizer (i.e., at least 0.08 wt.-%, based on the total weight of the composition; defined as the total weight percent of CPQ and PPD) than Example 1F (0.04 wt.-% CPQ). Examples 10, 12, and 14-19 additionally contained the photoinitiator I-819. Comparative Examples 1 and 2 did not polymerize (i.e. harden) upon the same type of exposure to visible light and therefore no evaluation results were obtained.

It can be concluded from the results in Tables 2A and 2B that the inventive dental composites (Examples 2-19) showed significantly improved shrinkage values in comparison with the commercial FILTEK SUPREME restorative product while generally maintaining good to excellent mechanical strength (CS and DTS values) and aesthetic (Visual Opacity values) properties.

Ingredient (Parts by Weight)	Comp. Ex. 1	Comp. Ex. 2	Ex. 1	Ex. 1F	Ex. 2	Ex. 3	Ex. 4
BisGMA	0	0	48.32	11.11	10.65	10.63	10.65
Tri-HDI-HEMA	0	0	20	4.6	0	0	0
UDMA	0	0	0	0	0	2.44	2.51
C-8 Acetate	98.36	0	30	6.9	4.68	0	6.92
C-8 Diurethane	0	98.36	0	0	7.27	9.52	2.51
CPQ	0.18	0.18	0.18	0.04	0.04	0.04	0.04
EDMAB	0.98	0.98	1.0	0.23	0.23	0.23	0.23
DPIHFP	0.48	0.48	0.5	0.12	0.12	0.12	0.12
PPD	0	0	0	0	0.04	0.04	0.04
Filler A	0	0	0	77	77	77	77
TOTAL:	100	100	100	100	100	100	100

Table 1B. Dental Compositions						
Ingredient (Parts by Weight)	Ex. 5	Ex. 6	Ex. 7	Ex. 8	Ex. 9	Ex. 10
BisGMA	10.66	10.63	10.65	10.81	10.81	10.81
UDMA	0	3.89	0	2.3	2.3	2.3
C-8 Acetate	2.47	3.28	6.93	6.9	6.9	6.9
C-8 Diurethane	9.46	4.80	5.02	2.3	2.3	2.3
CPQ	0.04	0.04	0.04	0.23	0.12	0.12
EDMAB	0.23	0.23	0.23	0.23	0.23	0.23
DPIHFP	0.12	0.12	0.12	0.23	0.23	0.23
PPD	0.04	0.04	0.04	0	0.12	0
I-819	0	0	0	0	0	0.12
Filler A	77	77	77	77	77	77
TOTAL:	100	100	100	100	100	100

Ingredient (Parts by Weight)	Ex. 11	Ex. 12	Ex. 13	Ex. 14	Ex. 15	Ex. 16	Ex. 17	Ex. 18	Ex. 19
BisGMA	10.76	10.73	5.03	5.03	10.78	7.88	5.02	7.91	5.03
UDMA	2.30	2.30	2.30	2.30	2.3	2.31	2.3	2.30	2.30
C-8 Acetate	6.91	6.92	6.90	6.9	6.90	6.92	6.90	6.89	6.90
C-8 Diurethane	2.30	2.30	2.30	2.3	2.3	2.31	2.3	2.30	2.30
TONE 230-IEM	0	0	5.75	5.75	0	0	0	0	0
TONE 210-IEM	0	0	0	0	0	2.86	5.75	0	0
TONE 310-IEM	0	0	0	0	0	0	0	2.88	5.75
PPD	0.03	0	0.03	0	0	0	0	0	0
I-819	0	0.03	0	0.03	0.03	0.03	0.03	0.03	0.03
CPQ	0.03	0.03	0.03	0.03	0.03	0.03	0.03	0.03	0.03
DPIHFP	0.10	0.10	0.10	0.09	0.10	0.10	0.10	0.10	0.10
EDMAB	0.21	0.21	0.21	0.21	0.21	0.21	0.21	0.21	0.21
BHT	0.03	0.03	0.03	0.03	0.03	0.032	0.03	0.03	0.03
Benzotriazole-MA	0.31	0.31	0.31	0.31	0.31	0.31	0.31	0.31	0.31
Filler A	77	77	77	77	77	77	77	77	77
TOTAL:	100	100	100	100	100	100	100	100	100

5

Example	Watts	CS	DTS	Visual
	Shrinkage	MPa	MPa	Opacity
2	1.0	330	64	0.35
3	0.95	337	59	0.33
4	1.42	351	75	0.33
5	0.91	337	62	0.30
6	1.32	347	76	0.30
7	1.11	349	58	0.33
8	0.99	NT*	75	NT
9	1.31	NT	73	NT

10	1.58	NT	80	NT
FILTEK SUPREME	1.9	353	77	0.36**

* NT = Not Tested

** FILTEK SUPREME Restorative (unpigmented sample)

5

Example	Watts	DTS
	Shrinkage	MPa
11	0.84	77
12	1.40	78
13	0.79	55
14	1.29	68
15	1.24	74
16	1.36	77
17	1.38	69
18	1.31	76
19	1.36	69

Examples 20-21

Dental Compositions Containing Methacrylate Monomers and

8-Methylene-5,11-dihydro-6,10-dithia-benzocyclononane (C-9 Dithia-cyclononane)

Dental compositions containing one or more methacrylate monomer and C-9 Dithia-cyclononane were prepared as follows: The photoinitiator components (e.g., CPQ, EDMAB, DPIHFP, and I-819), methacrylate monomers (BisGMA and UDMA), and C-9 Dithia-cyclononane were weighed into a MAX 20 plastic mixing cup having a screw cap (Flakteck, Landrum, SC). The cup was placed in an oven at 85°C for 5 minutes and mixed in a DAC 150 FV speed mixer (Flakteck) for 1 minute at 3000 rpm. The filler component was then added and the cup was placed in an oven at 85°C for 5 minutes and mixed in a DAC 150 FV speed mixer (Flakteck) for 1 minute at 3000 rpm. Heating at 85°C for 5 minutes and subsequent mixing were repeated once. Dental compositions (Examples 20-) were prepared in

this manner as paste composites and the relative amounts of components for each composite are listed in Table 3.

These composite pastes (Examples 20-21) were evaluated for Watts shrinkage and Barcol hardness according to the Test Methods described herein and the results compared to those from the commercial product 3M FILTEK SUPREME Universal Restorative (3M Company). Evaluation results are provided in Table 4.

It can be concluded from the results in Table 4 that the inventive dental composites (Examples 20-21) showed significantly improved shrinkage values in comparison with the commercial FILTEK SUPREME restorative product while generally maintaining good to excellent hardness (Barcol hardness values).

Ingredient (Parts by Weight)	Ex. 20	Ex. 21
BisGMA	10.95	10.93
UDMA	5.04	5.03
C-9 Dithia-cyclononane	6.93	6.92
CPQ	0.04	0.12
EDMAB	0.24	0.24
DPIHFP	0.12	0.12
I-819	0	0.12
Filler A	76.68	76.53
TOTAL:	100	100

Example	Watts Shrinkage (%)	Barcol Hardness	
		Top	Bottom
20	1.32	75	0*

21	1.74	83	77
FILTEK SUPREME	1.93	86	85

* only partial hardening

5 Various modifications and alterations to the invention will become apparent to those skilled in the art without departing from the scope and spirit of this invention. It should be understood that the invention is not intended to be unduly limited by the specific embodiments and examples set forth herein, and that such embodiments and examples are presented merely to illustrate the invention, with the scope of the invention intended to be limited only by the claims attached hereto.

10 The complete disclosures of the patents, patent documents, and publications cited herein are hereby incorporated by reference in their entirety as if each were individually incorporated.

What is claimed is:

1. A hardenable dental composition comprising:
 - (a) at least one cyclic allylic compound having at least one sulfur atom in
5 the ring; and
 - (b) at least one substituted (meth)acryloyl compound.
2. The composition of claim 1, wherein the at least one cyclic allylic compound
10 comprises an 8-membered disulfide ring.
3. The composition of claim 1, wherein the sulfur atom is part of an SO, SO₂,
or S-S moiety.
4. The composition of claim 1, wherein the substituted (meth)acryloyl
15 compound comprises a di(meth)acrylate.
5. The composition of claim 1, where in the substituted (meth)acryloyl
compound comprises an aliphatic(meth)acrylate having at least one
20 functional group.
6. The composition of claim 1, wherein the substituted (meth)acryloyl
compound comprises a (meth)acrylate with an aromatic functionality.

7. The composition of claim 1, wherein the substituted (meth)acryloyl compound is selected from the group consisting of ethoxylated bisphenol A dimethacrylate (BisEMA6), 2-hydroxyethyl methacrylate (HEMA),
5 bisphenol A diglycidyl dimethacrylate (bisGMA), urethane dimethacrylate (UDMA), triethylene glycol dimethacrylate (TEGDMA), glycerol dimethacrylate (GDMA), ethyleneglycol dimethacrylate, neopentyl glycol dimethacrylate (NPGDMA), and polyethyleneglycol dimethacrylate (PEGDMA).
- 10
8. The composition of any of claims 1-7, wherein the composition further comprises an initiator system.
9. The composition of claim 8, wherein the initiator system comprises at least
15 0.08 wt-% of a photosensitizer.
10. The composition of claim 8, wherein the initiator system comprises at least 0.12 wt-% of a photosensitizer.
- 20 11. The composition of claim 8, wherein the initiator system comprises at least 0.20 wt-% of a photosensitizer.

12. The composition of claim 8, wherein the initiator system comprises a photoinitiator selected from acylphosphine oxides capable of absorbing light in the range of about 300 to about 600 nm.
- 5 13. The composition of any of claims 8-12, wherein the composition further comprises a filler.
14. A hardenable dental composition comprising:
- 10 (a) at least one cyclic allylic compound having at least one sulfur atom in the ring;
- (b) at least one ethylenically unsaturated compound; and
- (c) an initiator system comprising at least 0.08 wt-% of at least one sensitizer.
- 15 15. The composition of claim 14, wherein the at least one cyclic allylic compound comprises an 8-membered disulfide ring.
16. The composition of claim 14, wherein the sulfur atom is part of an SO, SO₂, or S-S moiety.
- 20 17. The composition of claim 14, wherein the ethylenically unsaturated compound is a substituted (meth)acryloyl compound.

18. The composition of claim 17, wherein the substituted (meth)acryloyl compound comprises a di(meth)acrylate.
- 5 19. The composition of claim 17, where in the substituted (meth)acryloyl compound comprises an aliphatic(meth)acrylate having at least one functional group.
- 10 20. The composition of claim 17, wherein the substituted (meth)acryloyl compound comprises a (meth)acrylate with an aromatic functionality.
- 15 21. The composition of claim 17, wherein the substitute (meth)acryloyl compound is selected from the group consisting of ethoxylated bisphenol A dimethacrylate (BisEMA6), 2-hydroxyethyl methacrylate (HEMA), bisphenol A diglycidyl dimethacrylate (bisGMA), urethane dimethacrylate (UDMA), triethylene glycol dimethacrylate (TEGDMA), glycerol dimethacrylate (GDMA), ethyleneglycol dimethacrylate, neopentyl glycol dimethacrylate (NPGDMA), and polyethyleneglycol dimethacrylate (PEGDMA).
- 20 22. The composition of claim 14, wherein the initiator system comprises at least 0.12 wt-% of a sensitizer.

23. The composition of claim 14, wherein the initiator system comprises at least 0.20 wt-% of a sensitizer.
- 5 24. The composition of claim 14, wherein the initiator system comprises a photoinitiator selected from acylphosphine oxides capable of absorbing light in the range of about 300 to about 600 nm.
- 10 25. The composition of any of claims 14-24, wherein the composition further comprises a filler.
- 15 26. A method of making a hardenable dental composition comprising the steps of mixing, in any order, at least one cyclic allylic compound having at least one sulfur atom in the ring, and at least one substituted (meth)acrylate compound.
- 20 27. A method of making a hardenable dental composition comprising the step of mixing, in any order, at least one cyclic allylic compound having at least one sulfur atom in the ring, at least one ethylenically unsaturated compound, and an initiator system comprising at least 0.08 wt-% of at least one sensitizer.
28. A method of preparing a dental restorative, the method comprising:

providing a hardenable dental composition of any of claims 1-25;
applying the composition to a tooth of a patient;
and polymerizing the composition.

INTERNATIONAL SEARCH REPORT

International application No
PCT/US2006/017820

A. CLASSIFICATION OF SUBJECT MATTER INV. A61K6/083				
According to International Patent Classification (IPC) or to both national classification and IPC				
B. FIELDS SEARCHED				
Minimum documentation searched (classification system followed by classification symbols) A61K C07D C08G				
Documentation searched other than minimum documentation to the extent that such documents are included in the fields searched				
Electronic data base consulted during the international search (name of data base and, where practical, search terms used) EPO-Internal, WPI Data, PAJ				
C. DOCUMENTS CONSIDERED TO BE RELEVANT				
Category*	Citation of document, with indication, where appropriate, of the relevant passages	Relevant to claim No.		
X	WO 96/19471 A (COMMONWEALTH SCIENTIFIC AND INDUSTRIAL RESEARCH OR; EVANS, RICHARD, AL) 27 June 1996 (1996-06-27) cited in the application examples claims claims	1-28		
X	----- WO 94/14792 A (COMMONWEALTH SCIENTIFIC AND INDUSTRIAL RESEARCH OR; RIZZARDO, EZIO; EV) 7 July 1994 (1994-07-07) cited in the application page 5, line 5 - line 8 examples claims -----	1-28		
----- -/--				
<input checked="" type="checkbox"/> Further documents are listed in the continuation of Box C.				
<input checked="" type="checkbox"/> See patent family annex.				
* Special categories of cited documents :				
<table style="width:100%; border: none;"> <tr> <td style="width:50%; border: none; vertical-align: top;"> *A* document defining the general state of the art which is not considered to be of particular relevance *E* earlier document but published on or after the international filing date *L* document which may throw doubts on priority claim(s) or which is cited to establish the publication date of another citation or other special reason (as specified) *O* document referring to an oral disclosure, use, exhibition or other means *P* document published prior to the international filing date but later than the priority date claimed </td> <td style="width:50%; border: none; vertical-align: top;"> *T* later document published after the international filing date or priority date and not in conflict with the application but cited to understand the principle or theory underlying the invention *X* document of particular relevance; the claimed invention cannot be considered novel or cannot be considered to involve an inventive step when the document is taken alone *Y* document of particular relevance; the claimed invention cannot be considered to involve an inventive step when the document is combined with one or more other such documents, such combination being obvious to a person skilled in the art. *&* document member of the same patent family </td> </tr> </table>			*A* document defining the general state of the art which is not considered to be of particular relevance *E* earlier document but published on or after the international filing date *L* document which may throw doubts on priority claim(s) or which is cited to establish the publication date of another citation or other special reason (as specified) *O* document referring to an oral disclosure, use, exhibition or other means *P* document published prior to the international filing date but later than the priority date claimed	*T* later document published after the international filing date or priority date and not in conflict with the application but cited to understand the principle or theory underlying the invention *X* document of particular relevance; the claimed invention cannot be considered novel or cannot be considered to involve an inventive step when the document is taken alone *Y* document of particular relevance; the claimed invention cannot be considered to involve an inventive step when the document is combined with one or more other such documents, such combination being obvious to a person skilled in the art. *&* document member of the same patent family
A document defining the general state of the art which is not considered to be of particular relevance *E* earlier document but published on or after the international filing date *L* document which may throw doubts on priority claim(s) or which is cited to establish the publication date of another citation or other special reason (as specified) *O* document referring to an oral disclosure, use, exhibition or other means *P* document published prior to the international filing date but later than the priority date claimed	*T* later document published after the international filing date or priority date and not in conflict with the application but cited to understand the principle or theory underlying the invention *X* document of particular relevance; the claimed invention cannot be considered novel or cannot be considered to involve an inventive step when the document is taken alone *Y* document of particular relevance; the claimed invention cannot be considered to involve an inventive step when the document is combined with one or more other such documents, such combination being obvious to a person skilled in the art. *&* document member of the same patent family			
Date of the actual completion of the international search 5 September 2006	Date of mailing of the international search report 21/09/2006			
Name and mailing address of the ISA European Patent Office, P.B. 5818 Patentlaan 2 NL - 2280 HV Rijswijk Tel. (+31-70) 340-2040, Tx. 31 651 epo nl, Fax: (+31-70) 340-3016	Authorized officer Thornton, S			

1

INTERNATIONAL SEARCH REPORT

International application No
PCT/US2006/017820

C(Continuation). DOCUMENTS CONSIDERED TO BE RELEVANT

Category*	Citation of document, with indication, where appropriate, of the relevant passages	Relevant to claim No.
X	US 2003/060535 A1 (MOSZNER NORBERT ET AL) 27 March 2003 (2003-03-27) paragraph [0096] paragraph [0102] - paragraph [0105] example 3 claims	1-28
A	----- HARRISSON S, DAVIS, T P, EVANS R A, RIZZARDO E: "Pulsed laser copolymerization of ring-opening cyclic allylic sulfide monomers with methyl methacrylate and styrene" MACROMOLECULES, vol. 35, 2002, pages 2474-2480, XP002397494 the whole document -----	1-28

INTERNATIONAL SEARCH REPORT

International application No.
PCT/US2006/017820

Box II Observations where certain claims were found unsearchable (Continuation of item 2 of first sheet)

This International Search Report has not been established in respect of certain claims under Article 17(2)(a) for the following reasons:

1. Claims Nos.: —
because they relate to subject matter not required to be searched by this Authority, namely:
Although claim 28 is directed to a method of treatment of the human/animal body, the search has been carried out and based on the alleged effects of the composition.
2. Claims Nos.:
because they relate to parts of the International Application that do not comply with the prescribed requirements to such an extent that no meaningful International Search can be carried out, specifically:
3. Claims Nos.:
because they are dependent claims and are not drafted in accordance with the second and third sentences of Rule 6.4(a).

Box III Observations where unity of invention is lacking (Continuation of item 3 of first sheet)

This International Searching Authority found multiple inventions in this international application, as follows:

1. As all required additional search fees were timely paid by the applicant, this International Search Report covers all searchable claims.
2. As all searchable claims could be searched without effort justifying an additional fee, this Authority did not invite payment of any additional fee.
3. As only some of the required additional search fees were timely paid by the applicant, this International Search Report covers only those claims for which fees were paid, specifically claims Nos.:
4. No required additional search fees were timely paid by the applicant. Consequently, this International Search Report is restricted to the invention first mentioned in the claims; it is covered by claims Nos.:

Remark on Protest

- The additional search fees were accompanied by the applicant's protest.
- No protest accompanied the payment of additional search fees.

INTERNATIONAL SEARCH REPORT

Information on patent family members

International application No PCT/US2006/017820

Patent document cited in search report	Publication date	Patent family member(s)	Publication date	
WO 9619471	A	27-06-1996	DE 69530320 D1	15-05-2003
			DE 69530320 T2	04-03-2004
			EP 0799220 A1	08-10-1997
			JP 10511937 T	17-11-1998
			US 6344556 B1	05-02-2002
			US 6043361 A	28-03-2000
WO 9414792	A	07-07-1994	AT 196139 T	15-09-2000
			AU 675819 B2	20-02-1997
			AU 5804794 A	19-07-1994
			CA 2151149 A1	07-07-1994
			DE 69329392 D1	12-10-2000
			DE 69329392 T2	04-01-2001
			EP 0675885 A1	11-10-1995
			JP 3299542 B2	08-07-2002
			JP 8504771 T	21-05-1996
			NZ 259279 A	24-02-1997
			US 5665839 A	09-09-1997
			US 2003060535	A1