



(22) Date de dépôt/Filing Date: 1994/01/21

(41) Mise à la disp. pub./Open to Public Insp.: 1994/08/04

(45) Date de délivrance/Issue Date: 2005/04/05

(62) Demande originale/Original Application: 2 132 019

(30) Priorité/Priority: 1993/01/22 (08/007,742) US

(51) Cl.Int.⁷/Int.Cl.⁷ G07F 7/00, G07F 17/34, G07F 17/32, G07B 1/00

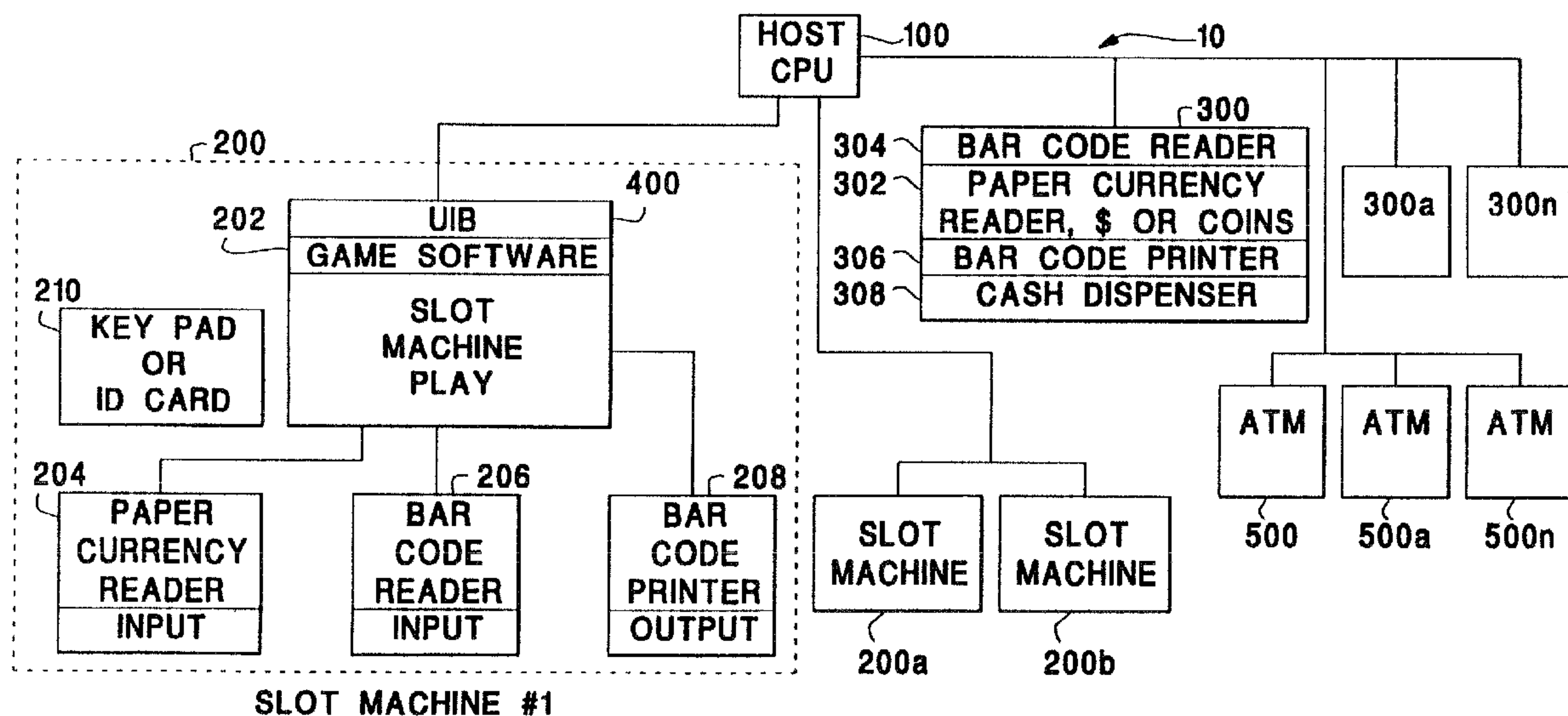
(72) Inventeurs/Inventors:
BURNS, JAMES G., US;
MAXEY, ROBERT R., US

(73) Propriétaire/Owner:
MGM GRAND, INC., US

(74) Agent: SMART & BIGGAR


(54) Titre : SYSTEME D'APPAREIL DE JEU FONCTIONNANT SANS PIECES, ET METHODE CONNEXE

(54) Title: COINLESS SLOT MACHINE SYSTEM AND METHOD



(57) Abrégé/Abstract:

A gaming apparatus which comprises a slot machine (200) capable of accepting either paper currency, preprinted coupons, or cash out slips. The slot machine (200) also includes a printer (208) that prints and dispenses cash out slips which include a bar code representing a unique identification that provides the amount of "winnings". The cash out slips can be scanned into a separate currency dispenser at a cashier's station (300) for receiving currency, either from the dispenser or from an attendant. A central processing unit (100) generates the unique codes for regulating the game to be played, the wager limits of the game and the validity of the free play coupons or the cash out ticket. The above gaming system avoids having to use coins or tokens in the operation of slot machines.



64267-1264(F)

Abstract

A gaming apparatus which comprises a slot machine (200) capable of accepting either paper currency, preprinted coupons, or cash out slips. The slot machine (200) also
5 includes a printer (208) that prints and dispenses cash out slips which include a bar code representing a unique identification that provides the amount of "winnings". The cash out slips can be scanned into a separate currency dispenser at a cashier's station (300) for receiving
10 currency, either from the dispenser or from an attendant. A central processing unit (100) generates the unique codes for regulating the game to be played, the wager limits of the game and the validity of the free play coupons or the cash out ticket. The above gaming system avoids having to use
15 coins or tokens in the operation of slot machines.

64267-1264 (F)

-1-

COINLESS SLOT MACHINE SYSTEM AND METHOD

BACKGROUND

At the current time, gaming apparatus, including slot machines, pin ball machines and other coin operated games, typically use coins to operate the machines. The coins are inserted in a slot in the gaming apparatus and the player then operates the gaming apparatus based on the value of the coins deposited. Some gaming apparatus, rather than dispensing the players winnings after each play, store the value of the winnings and indicate the remaining "credit" of the player. When the player wishes to stop playing, the coins are then dispensed into an external tray of the gaming apparatus. While the present invention is described in relationship to a slot machine, the term slot machine is used to denote any gaming apparatus that receives money in some form and pays out money or credits.

In some instances, such as when the amount of the winnings exceeds the stored coins within the slot machine, an attendant is notified the additional payment is necessary.

The use of coins in the casino operation for the playing of slot machines has presented a great number of well-known problems that over the years casinos have attempted to eliminate. These problems, among others, are: (1) coins take up a lot of space and have to be frequently emptied from the slot machine, requiring the play of the slot machine to be interrupted; (2) a security guard is required to be present, together with someone to physically move the coins to a central location; (3) the coins then have to be separated, counted, stored and rolled for reuse; (4) coins are heavy and bulky. The amount collected in a typical day at an average casino may weight more than two tons; (5) coins are dirty; and (6) coins required to operate slot machines represent an inventory (working capital) need of several million dollars. Each of the above tasks takes a substantial amount of time, resources,

64267-1264 (F)

-2-

and costs money. The collecting, counting and depositing of the coins may involve dozens of people.

In addition to the problems with the physical collection of the coins, there are additional problems associated with the operation of slot machines which use coins. The coins take up a lot of space within the slot machines and the slot machines must be designed so as to incorporate space for storing the coins. The use of coins to play slot machines involves a great number of transactions, including getting change for paper currency. The requires numerous change attendants to constantly walk around near the slot machines so that the players do not have to leave the machines. Also containers have to be given to the players for carrying the coins to and from the slot machines. Paper wrappers from the coins are thrown on the ground near the slot machines. Also coins have to be counted by the change attendants after the players stop playing.

There are slot machines that accept coupons or accept paper currency. However, such slot machines also accept coins.

To overcome some of the above disadvantages in using coins for slot machines, there have been a number of attempts to devise a system of money free slot machines.

The principal approach has been to use some form of credit card or debit card having a user identification code that is inserted into the slot machine, and by use of a Central Processing Unit the identification of the user and the amount of credit available to the user is controlled. A debit card is a card issued by a casino based on a prior cash deposit by the player, much in the same way used in some modem subway systems.

One system uses credit or debit cards having a magnetic strip representing a predetermined value, which can be read by a slot machine equipped with a credit card reader, in place of money. The credit card reader is connected to a central processing unit that determines the value of the card and the value of play.

64267-1264 (F)

-3-

While the above systems avoid the use of money, they are susceptible to certain abuses which have made them generally unacceptable to the casino industry.

5 Predetermined credit or debit cards are inconvenient and require the casino to establish credit limits for the user, and are susceptible to counterfeiting or use by an unauthorized person. Some identification or other means of assuring the validity of the cards or user is necessary. As a result, these systems do not permit the user to treat the
10 predetermined credit cards as though the cards were money. This changes the gambling habits of the player, which is undesirable.

In the patent to Kapur, U.S. Patent No. 5,119,295 a lottery ticket dispensing apparatus is disclosed which
15 operates by use of paper currency, credit cards or pay slips. The player obtains a pay slip upon payment of money. The pay slip is coded and can then be input into its lottery gaming apparatus. The apparatus prints out a lottery ticket, but has no means for printing any slip
20 corresponding to a winning lottery ticket.

SUMMARY OF INVENTION

In the gaming apparatus of the present invention a slot machine which does not use coins is described. Slot machines are typically activated initially by the insertion
25 of coins into the slot machine though a slot, thus the origin of the name "slot machine".

In the present invention no coins are inserted into the slot machine. The slot machine of the present invention includes an optical paper currency reader that is
30 capable of recognizing and validating paper currency and providing the player with the credit corresponding to the value of the currency.

The slot machine of the present invention also includes a bar code reader that can read and validate
35 pre-printed free play coupons, or printed cash out slips previously printed by the gaming apparatus with a bar code representing the value of the coupon or cash out slip. The

64267-1264(F)

-4-

slot machine also includes a printer that prints and dispenses cash out slips having the value of the cash out slip represented by a bar code. The printer is controlled by a Central Processing Unit (CPU) associated with the slot machine.

Each individual slot machine includes a commercially available Universal Interface Board (UIB) that collects the slot machine data, such as the codes from the bar codes and the output of the paper currency reader and formats it and then transmits it to the CPU. The CPU is located in a secured office of the casino. The printed cash out slips can be accepted by the slot machines in order to obtain credit to play the slot machine or can be inserted or scanned into a separate device at the change station to obtain actual currency.

The bar code representing the value of the free play coupon or cash out slip is augmented by a unique control number randomly generated by the CPU in a well-known manner. When the coupon or cash out slip is put into the bar code reader, the CPU verifies the validity of the individual coupons and cash out slips by verifying the unique control number. Additionally, control numbers for free play coupons can be generated externally and then entered into the CPU as a valid code.

The use of the above system in association with electronic gaming machines eliminates the necessity of having slot machines dedicated to a particular amount of wager. At the present time, the typical casino has slot machines that are dedicated to accept only one value of coin. For example, a slot machine may be a 25 cent machine, accepting only quarters; a 5 cent machine; or a dollar machine. It is very time consuming to physically change the slot machine, which may be desirable during a major event or New Years Eve, when slot machines having higher wager limits are desirable. By use of the subject system, it is possible to change the wager limits of any or

64267-1264 (F)

-5-

all of the individual slot machines. Thus, the minimum wager of the slot machine can be changed at any time. It would also be possible to allow the player to select the wager limit.

5 This permits the casino operators to increase the usefulness of the slot machines to the casino. Previously one player desiring high wager limits than a companion would have to be separated, since the higher limit machines would be separated from the lower limit machines. The
10 current system permits high limit machines to be next to lower limit machines, since all machines can have the values selected by the player.

 Customers playing machines of different wagering limits may elect to participate in common jack pot. This
15 will eliminate progressive carrousel from competing against themselves within the casino.

 Another feature of the present invention that is advantageous to the casino is the tracking of the amount of use of the slot machines by a particular player. This is
20 important to a casino which frequently provides perks to customers that use the casino to a significant extent. If the amount of dollars that are being played by a player is desired to be tracked, the player can insert a room key, which in the preferred embodiment is in the form of a card
25 which has a magnetic code on it, into the slot machine which would serve to identify the player. The CPU would then store the amount of play, time and/or money, and/or the individual player. The CPU would stop tracking the individual player when a cash out slip was generated. This
30 system provides a complete accounting of customer accounts. Since the room key or card is only used for the identification of the player and not for providing credit, the security difficulties and interference that is experienced with the other proposals described above are
35 not encountered. If no room key or the like is inserted, the slot machine still operates, but the player is not tracked. Other player identification means besides a room key could be used, such as providing a special

64267-1264 (F)

-6-

identification card to the player, or have a key pad or the like with the player inserting his identification code. Once a player has inserted an identification card into a slot machine, that player can then be tracked by the
5 insertion of any cash out slip generated by the slot machine for that player. The player would not have to insert the identification card into a slot machine as long as the player has a cash out slip.

At separate locations from the slot machines would be
10 a "Cashiers Station" controlled by the CPU. The Cashiers Stations would not have any gaming function. In the preferred embodiment of the present invention, the Cashiers Station would pay players the value of the cash out slips. However, it is possible for the Cashier Station to provide
15 cash tickets for use in the slot machines in exchange for currency credit card or other cash equivalents. Normally players would deposit paper currency directly into the slot machine and receive a cash out slip for the unused portion and/or winnings at the end of play. In another alternative
20 embodiment, if a player only had coins available, then the Cashiers Station would permit the player to convert the coins to a cash out slip that could be deposited into the slot machine. Having the Cashier Station accept coins from the players would limit the collection of coins to limited
25 locations. Also, since the slot machines would be accepting paper currency directly, many less coins would be deposited in the Cashier Station. The Cashier Station also could accept cash out slips and dispense currency by an automatic money dispenser. Some ATM devices instead of
30 dispensing cash will dispense coupons.

The above described system overcomes the disadvantages of the prior cashless systems. The concern over counterfeiting of individual cash out slips is eliminated because the CPU will be able to keep track of the unique
35 random number for each cash out slip or coupon. When a cash out slip or coupon is entered into the bar code reader, the CPU will determine the validity of the code,

64267-1264 (F)

-7-

and if invalid for any reason, such as it already having been used or cashed, the CPU would not give any credit for the cash out slip or coupon and a silent alarm would be used to alert security personnel to go to the specific slot machine when an invalid code was attempted to be used.

In effect, the system of the present invention permits the player to use the gaming machines in exactly the same manner as if the player was using money. This means that the player does not have to change any playing habits, a very significant factor.

In accordance with an aspect of the present invention there is provided a gaming system comprising: a host computer, comprising: a central processing unit; a memory; and a computer program, said host computer being programmed to transmit data to a printing apparatus associated with a first casino slot machine, when said host computer is operatively coupled to said printing apparatus, to cause said printing apparatus to print a ticket having a monetary value, said ticket having an image of a bar code printed thereon and an image of a monetary value printed thereon, said host computer being programmed to receive data from an image reading device associated with a second casino slot machine different than said first casino slot machine, when said host computer is operatively coupled to said image reading device, said received data having been generated in response to inspection by said image reading device of said ticket that was printed by said printing apparatus associated with said first casino slot machine, said host computer being programmed to determine whether credit should be authorized by making a comparison of data relating to said ticket with data stored in said memory of said host computer, and said host computer being programmed to transmit, when said host computer is operatively coupled to

64267-1264(F)

-7a-

said second casino slot machine, a signal to said second casino slot machine, if credit should be authorized as determined by said host computer, to authorize credit to allow play of said second casino slot machine; the first
5 casino slot machine operatively coupled to said host computer; and the second casino slot machine operatively coupled to said host computer.

In accordance with another aspect of the present invention there is provided a gaming system comprising: a
10 host computer, comprising: a central processing unit; a memory; and a computer program, said host computer being programmed to store data relating to a ticket printed by a printing apparatus associated with a first casino slot machine, when said host computer is operatively coupled to
15 said printing apparatus, said ticket having an image of a bar code printed thereon and an image of a monetary value printed thereon, said host computer being programmed to receive data from an image reading device associated with a second casino slot machine different than said first casino
20 slot machine, when said host computer is operatively coupled to said image reading device, said received data having been generated in response to inspection by said image reading device of said ticket that was printed by said printing apparatus associated with said first casino slot machine,
25 said host computer being programmed to determine whether credit should be authorized by making a comparison of data relating to said ticket with said stored data, and said host computer being programmed to transmit, when said host computer is operatively coupled to said second casino slot
30 machine, a signal to said second casino slot machine, if credit should be authorized as determined by said host computer, to authorize credit to allow play of said second casino slot machine; the first casino slot machine

64267-1264 (F)

-7b-

operatively coupled to said host computer; and the second casino slot machine operatively coupled to said host computer.

In accordance with yet another aspect of the present invention there is provided a gaming system, comprising: a first slot machine, comprising: a player input device that allows a player to select a game parameter; game software that allows a player to play a casino game; a printing apparatus that prints a visually perceptible image having a monetary value associated therewith on a ticket; and a reading device that is capable of reading said visually perceptible image printed on said ticket when said ticket is inserted into said reading device for the purpose of activating said slot machine; a second slot machine, comprising: a player input device that allows a player to select a game parameter; game software that allows a player to play a casino game; a printing apparatus that prints a visually perceptible image having a monetary value associated therewith on a ticket; and a reading device that is capable of reading said visually perceptible image printed on said ticket by said printing apparatus of said first slot machine; a host computer comprising: a central processing unit; a memory; and a computer program, said host computer being programmed to store data relating to said visually perceptible image printed by said printing apparatus of said first slot machine; said host computer being programmed to receive data from said reading device of said second slot machine, said received data having been generated in response to inspection by said reading device of said second slot machine of said visually perceptible image that was printed by said printing apparatus of said first slot machine; said host computer being programmed to determine whether credit should be authorized by comparing

64267-1264 (F)

-7c-

said stored data with said received data; and said host computer being programmed to transmit a signal to said second slot machine, if credit should be authorized as determined by said host computer, to authorize credit to
5 allow play of said second slot machine.

OBJECTS OF INVENTION

It is an object of the present invention to provide a gaming apparatus that does not need to use coins;

It is another object of the present invention to
10 provide an improved gaming apparatus that is convenient for the player to use;

It is still another object of the present invention to provide a gaming apparatus that is reliable;

It is a further object of the present invention to
15 provide a gaming apparatus that does not require the player to change his playing habits;

It is yet another object of the present invention to provide a gaming apparatus that can accept preprinted free play coupons;

20 It is yet another object of the present invention to provide a gaming apparatus that can use currently commercially available electronic components;

It is yet another object of the present invention to provide a gaming apparatus that increases the usability
25 of the slot machines in the casino;

It is yet another object of the invention to provide controls and accountability far superior to existing devices;

64267-1264(F)

-7d-

These and other objects of the present invention will be apparent from a review of the following specification and the accompanying drawings.

64267-1264 (F)

-8-

BRIEF DESCRIPTION OF THE DRAWINGS

Figure 1 is a diagrammatic block diagram of the system of the present invention;

5 Figure 2 is an exemplar of a typical cash out slip from the gaming apparatus of the present invention;

Figure 3 is an exemplar of a coupon capable of being used with the gaming apparatus of the present invention;

10 Figure 4 is an exemplar of a jackpot winner cash out slip from the gaming apparatus of the present invention; and

Figures 5a and 5b are exemplars of typical menu screens capable of being displayed with the gaming apparatus of the present invention.

DETAILED DESCRIPTION OF THE DRAWINGS

15 Referring to Figure 1, the block diagram of the components of the invention are shown. The System 10 comprises components all of which are currently available from existing technology. The system itself is referred to as a Coinless Gaming System and is referred to generally by
20 reference 10.

The Coinless Gaming System is controlled by a host central processing unit (CPU) 100 consisting of a stand along computer having all of the conventional attributes of a general purpose computer. In the preferred embodiment a
25 status brand fault tolerant computer is used. The CPU 100 is connected to a series of gaming apparatus, such as slot machines 200, 200a...n. The play of the slot machine 200 is controlled by internal game software 202 with preset parameters for the play of the game. In the preferred
30 embodiment the desired game to be played is selected from a touch screen operable menu (shown in Figures 5a and 5b) whereby the player can select the particular game that the player wishes to play, as well as other options, such as the amount of the wager. For example, the menu may provide
35 the player with the options of playing blackjack, conventional slots, poker, horse racing, roulette, or any other game available on software. The player can also

64267-1264 (F)

-9-

select the amount of the wager, for example in units of 25 cents, \$1.00 or any other amount permitted by the menu. The technology for touch screen menu driven devices is known. Such touch screen of the present invention is sold commercially by Video Gaming Technology, Inc. and others. The CPU 100 controls the various menu driven options, such as game selection and amount of the wager for the game.

The slot machine 200 includes a first input means in the form of a paper currency reader 204. The paper currency reader provides a signal to the CPU 100 indicating that it is valid currency and value of the currency. The CPU then authorizes the appropriate credit to the gaming apparatus. The paper currency reader 204 is well known in the trade and is commercially available from numerous companies, including J.C.M.

While in the preferred embodiment the paper currency reader 204 will be limited to United States paper currency, it is possible to have several different paper currency readers or one reader that recognize a variety of international currencies. The CPU 100 can have the current exchange rates for purposes of determining the credit available to the player.

The slot machine 200 has a second input means in the form of a bar code reader 206. The operation of bar code readers are well known and in the preferred embodiment a bar code reader commercially available from Triad is used. While in the preferred embodiment the bar code is inserted in the form of a permanent storage means, such as on a paper cash out slip, such as shown in Figure 2, or free play coupon shown in Figure 3, or Jackpot pay out ticket shown in Figure 4, each of which has a bar code on the ticket for reading by the bar code reader, it is recognized that other forms of codes can be used in its place, such as coded magnetic strips on plastic cards.

While in most cases the free play coupons will be in the form of a monetary value, preprinted free play coupons not having money values associated with them, but other forms of play are possible. For example, the coupon may be

64267-1264 (F)

-10-

used to permit the player to compete in a contest for the best hand in a casino wide poker contest, or other promotional purposes.

5 In the preferred embodiment, the paper currency reader 204 and the bar code reader 206 are located within the housing of the slot machine 200 so that the free play coupons, cash out slips and paper currency are all entered within a single slot and stored on top of each other in a single lock box that would be removable from the slot
10 machine by authorized personnel. However, it is also possible to have the paper currency deposited in a separate slot from the free play coupons or cash out slips and stored separately.

The slot machine also includes a bar code printer 208
15 for printing cash out slips 220 having bar codes 222 on a permanent storage medium, such as paper, which is stored within the housing. In addition to the bar code the cash out slip 220 may also contain other information such as the date 224 of the print out of the cash out slip 222. A
20 simple roll of preprinted cash out slips should be sufficient to generate from 400 to 800 cash out slips. A sensor can signal the CPU 100 when only the (10%) percent, or some other amount, of the coupons are remaining so that the paper can be changed. The printer 208 prints a bar
25 code as directed by the CPU 100. Such printers are well known. In the preferred embodiment of the present invention the bar code printer 208 is commercially available from Star Micronics.

The printer 208 prints a bar code 222 on the cash out
30 slip 220 responsive to the instructions from the CPU 100. The CPU 100 generates the bar code to be printed. The bar code 222 represents the monetary value of the value of the credit stored in the particular slot machine 200 on the cash out slips 220, along with a randomly generated number
35 in order to permit the CPU 100 to verify the validity and unique identification of the cash out slip 220 at a later time. This is necessary since the bar code cash out slip 220 is capable of being inserted as an input into the bar

64267-1264 (F)

-11-

code reader 206. Upon insertion of the cash out slip 220 into the bar code reader 206, the bar code reader 206 transmits a single to the CPU 100 corresponding to the bar code, and the CPU 100 compares the bar code 222 on the particular cash out ticket with those stored in its memory which contains the value of the cash out slip, the unique identification, and its status. For example, the status may be "paid", in which case the cash out ticket will be considered invalid and no credit will be given for the cash out slip. Since the CPU 100 has randomly generated the unique identification, a cash out ticket can receive credit only once. The options available if the code is invalid are: (1) the slot machine will merely reject the cash out slip if it does not have any readable code, such as would be the case if it was blank paper; or (2) if there is a readable bar code, but one that is an invalid code, security will be called.

In an alternative embodiment of the present invention, when paper currency, a cash out slip or a free play coupon is inserted as an input into a slot machine 200, a status indicator in the form of a visual display of the amount of the value of the ticket, currency or free play coupon will appear on the screen, as shown in Figure 5, with a query to the player to verify that this is the right amount. If it is not the right amount or there is some other error, then the player would be directed to call an attendant.

A third input to the CPU can be a player identification code reader 210 which is capable of reading a room key or specially encoded identification card, such as one having a magnetic strip, for identifying the player using the slot machine 200. This identification card is intended to permit the CPU 100 to keep track of the player and the amount of time and/or money played by the identified player. The identification card is not intended to provide the player with credit so the concern over the security of the card is not significant, as would be the case if the identification card provided the player with credit or was

64267-1264 (F)

-12-

used to store the amount of winnings of the card holder.

The identification card reader 210 input can also be a key pad which the player would use to enter a number or some other means of identification. Such key pads are well known and are commercially available.

Also associated with the CPU 100 are one or more change stations 300, 300a...n or convenient ATM 500, 500a...n devices which instead of dispensing cash, generate a coupon usable with the slot machines 200. In the preferred embodiment, the change station 300 consists of a second bar code reader 304 that accepts cash out slips 222. The validity of the cash out slip 222 is verified by the CPU 100, and if valid, paid for by the attendant. Other security devices, such as holograms and the like that can be visually inspected to provide further security may be employed as well.

In an alternative embodiment, the change station can be more automated. The change station 300 in an alternative embodiment consists of a second paper currency reader 302, a second bar code reader 304, and a second bar code printer 306 for printing bar codes on a permanent storage medium. The second currency reader 302, second bar code reader 304, and second bar code printer 306 are the same as used in the slot machine 200. The change station 300 also includes a currency dispenser 308 so that when a cash out slip 222 is inserted into the bar code reader 306, then paper currency and coins can be dispensed directly to the user. In an alternative embodiment, a coin receiver is capable of accepting coins from a player in order to print cash out slips having a bar code, in the same manner that the slot machine 200 would print out cash out slips, that could be used with the slot machines 200.

As is the case with the slot machine 200, in the event that a cash out slip 222 is inserted into the bar code reader 304, the CPU 100 will validate the cash out slip 222 by making sure that it had not already been paid or otherwise valid. If it is valid then the currency would be paid out by the Change Station attendant. The attendant

64267-1264(F)

-13-

could be advised of the amount of currency to be paid to the player by a monitor display or a receipt printer, such is used in cash registers. Such receipt printers are well known.

5 The CPU 100 is fed signals generated by the Universal Interface Board (UIB) 400 which acts as the interface between the slot machine 200 and the CPU 100. The UIB is a commercially available interface which is widely used in the gaming industry to control the operation of existing
10 stand along electronic gaming apparatus. In the preferred embodiment of the present invention, the Universal Interface Board is sold by Five Star Solutions, Inc.

 The UIB consists of an electronic chip which collects all of the slot machine data, organizes and formats it, and
15 then transmits the organized data to the CPU 100. The UIB 400 also acts as a controller for the operation and functions of the bar code reader 206, the printer 208, the paper currency reader 204, the player identification input and other peripherals associated with the slot machines.
20 The UIB 400 is capable of being changed by the CPU 100 to alter any of its functions. Standard computer programming, such as is well known to computer programmers in the gaming industry, is used to select the particular parameters designed to be employed in the operation and control of the
25 UIB 400 and the CPU 100.

 While in the preferred embodiment, printed bar codes are used as the encoding means, it is also possible to use other coding means, such as magnetic codes on magnetic strips on plastic cards. The cards would be treated the
30 same as cash out slips, but would require magnetic code readers and magnetic code generators rather than bar code readers and bar code printers.

 While the present invention has been described in detail with regards to the preferred embodiment, it is
35 appreciated that other variations of the present invention may be devised which do not depart from the inventive concept of the present invention.

64267-1264 (F)

-14-

CLAIMS:

1. A gaming system comprising:

a host computer, comprising:

a central processing unit;

5 a memory; and

a computer program,

10 said host computer being programmed to transmit data to a printing apparatus associated with a first casino slot machine, when said host computer is operatively coupled to said printing apparatus, to cause said printing apparatus to print a ticket having a monetary value, said ticket having an image of a bar code printed thereon and an
15 image of a monetary value printed thereon,

said host computer being programmed to receive data from an image reading device associated with a second casino slot machine different than said first casino slot
20 machine, when said host computer is operatively coupled to said image reading device, said received data having been generated in response to inspection by said image reading device of said ticket that was
25 printed by said printing apparatus associated with said first casino slot machine,

said host computer being programmed to determine whether credit should be authorized by making a comparison of data relating to

64267-1264(F)

-15-

said ticket with data stored in said memory
of said host computer, and

5 said host computer being programmed to
transmit, when said host computer is
operatively coupled to said second casino
slot machine, a signal to said second casino
slot machine, if credit should be authorized
as determined by said host computer, to
authorize credit to allow play of said second
10 casino slot machine;

the first casino slot machine operatively coupled
to said host computer; and

the second casino slot machine operatively coupled
to said host computer.

15 2. A gaming system comprising:

a host computer, comprising:

a central processing unit;

a memory; and

a computer program,

20 said host computer being programmed to store
data relating to a ticket printed by a
printing apparatus associated with a first
casino slot machine, when said host computer
is operatively coupled to said printing
25 apparatus, said ticket having an image of a
bar code printed thereon and an image of a
monetary value printed thereon,

64267-1264 (F)

-16-

5 said host computer being programmed to
receive data from an image reading device
associated with a second casino slot machine
different than said first casino slot
machine, when said host computer is
operatively coupled to said image reading
device, said received data having been
generated in response to inspection by said
image reading device of said ticket that was
10 printed by said printing apparatus associated
with said first casino slot machine,

15 said host computer being programmed to
determine whether credit should be authorized
by making a comparison of data relating to
said ticket with said stored data, and

20 said host computer being programmed to
transmit, when said host computer is
operatively coupled to said second casino
slot machine, a signal to said second casino
slot machine, if credit should be authorized
as determined by said host computer, to
authorize credit to allow play of said second
casino slot machine;

25 the first casino slot machine operatively coupled
to said host computer; and

the second casino slot machine operatively coupled
to said host computer.

3. A gaming system, comprising:

a first slot machine, comprising:

64267-1264 (F)

-17-

a player input device that allows a player to select a game parameter;

game software that allows a player to play a casino game;

5 a printing apparatus that prints a visually perceptible image having a monetary value associated therewith on a ticket; and

10 a reading device that is capable of reading said visually perceptible image printed on said ticket when said ticket is inserted into said reading device for the purpose of activating said slot machine;

a second slot machine, comprising:

15 a player input device that allows a player to select a game parameter;

game software that allows a player to play a casino game;

20 a printing apparatus that prints a visually perceptible image having a monetary value associated therewith on a ticket; and

a reading device that is capable of reading said visually perceptible image printed on said ticket by said printing apparatus of said first slot machine;

25 a host computer comprising:

a central processing unit;

a memory; and

64267-1264 (F)

-18-

a computer program,

said host computer being programmed to store
data relating to said visually perceptible
image printed by said printing apparatus of
said first slot machine;

said host computer being programmed to
receive data from said reading device of said
second slot machine, said received data
having been generated in response to
inspection by said reading device of said
second slot machine of said visually
perceptible image that was printed by said
printing apparatus of said first slot
machine;

said host computer being programmed to
determine whether credit should be authorized
by comparing said stored data with said
received data; and

said host computer being programmed to
transmit a signal to said second slot
machine, if credit should be authorized as
determined by said host computer, to
authorize credit to allow play of said second
slot machine.

4. A gaming system as defined in claim 3 wherein said
host computer is programmed to determine whether credit
should be authorized by determining whether a monetary
amount associated with said visually perceptible image
printed by said printing apparatus of said first slot
machine has previously been paid.

64267-1264(F)

-19-

5. A gaming system as defined in claim 3 wherein said host computer is programmed to determine whether credit should be authorized based on a control number associated with said ticket inspected by said reading device of said
5 second slot machine.

6. A gaming system as defined in claim 3 wherein said host computer is additionally programmed to receive player identification data from said first slot machine.

7. A gaming system as defined in claim 3 wherein said
10 first slot machine additionally comprises a value input device in the form of a paper currency reader.

8. A gaming system as defined in claim 3 wherein said visually perceptible image printed by said printing apparatus of said first slot machine comprises a bar code
15 image and wherein said printing apparatus of said first slot machine prints said bar code image.

9. A gaming system as defined in claim 3 wherein said visually perceptible image printed by said printing apparatus of said first slot machine comprises a bar code
20 image that represents a control number and wherein said printing apparatus of said first slot machine prints said bar code image.

10. A gaming system as defined in claim 3 wherein said visually perceptible image printed by said printing
25 apparatus of said first slot machine comprises a bar code image that represents a monetary value and wherein said printing apparatus of said first slot machine prints said bar code image.

11. A gaming system as defined in claim 3 wherein said
30 visually perceptible image printed by said printing

64267-1264(F)

-20-

apparatus of said first slot machine comprises a bar code image that represents a cash out value and wherein said printing apparatus of said first slot machine prints said bar code image.

5 12. A gaming system as defined in claim 3 wherein said game software of one of said slot machines comprises software that allows a player to play one of the following games: blackjack, slots or poker.

10 13. A gaming system as defined in claim 3 wherein one of said game parameters comprises a wager amount and wherein said player input device of said first slot machine allows a player to select one of a plurality of wager amounts.

SMART & BIGGAR

OTTAWA, CANADA

PATENT AGENTS

1 / 3

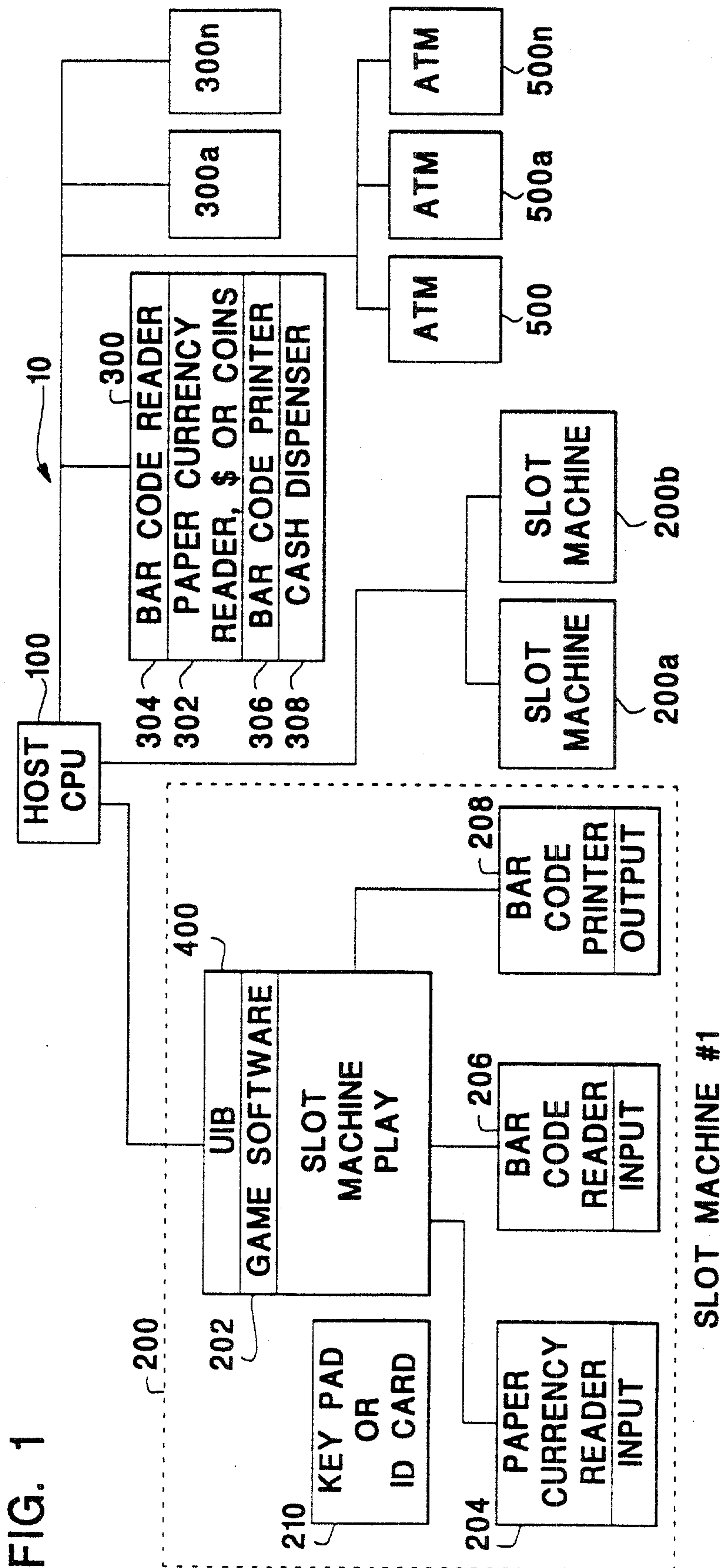


FIG. 1

2 / 3

FIG. 4

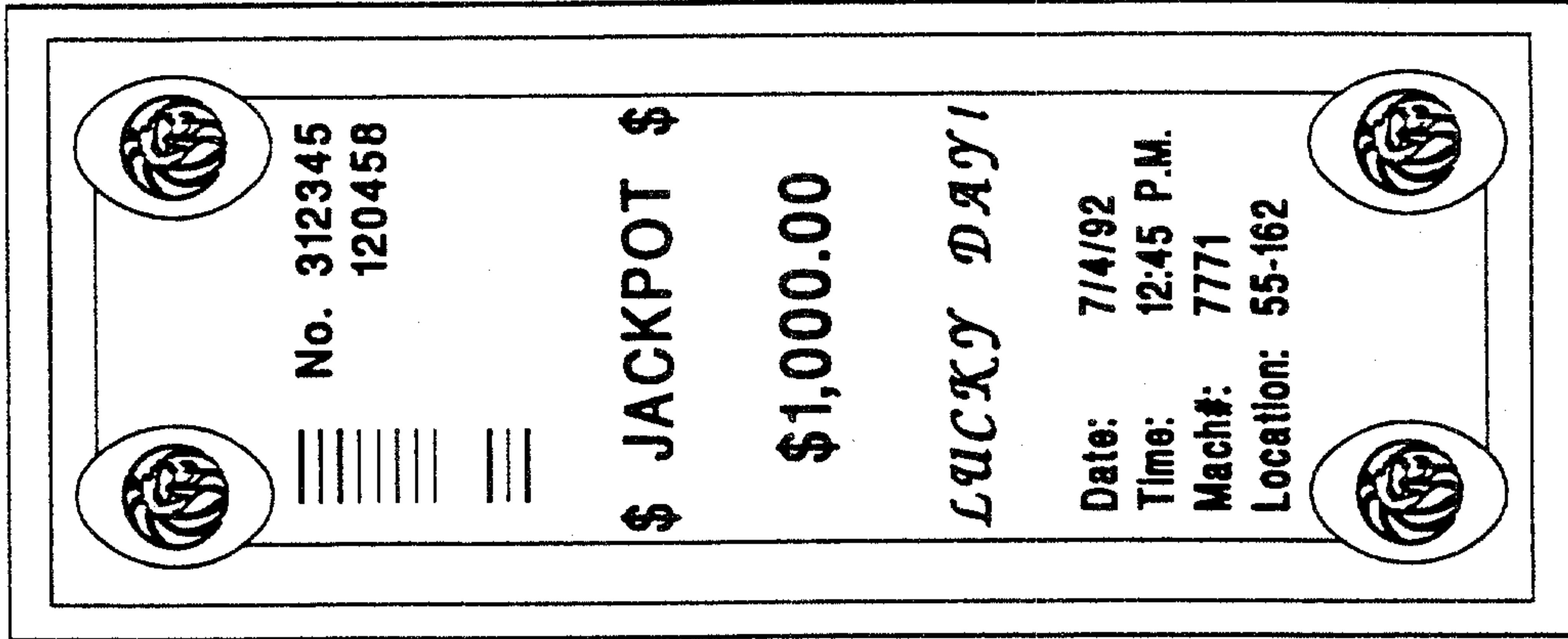


FIG. 3

230

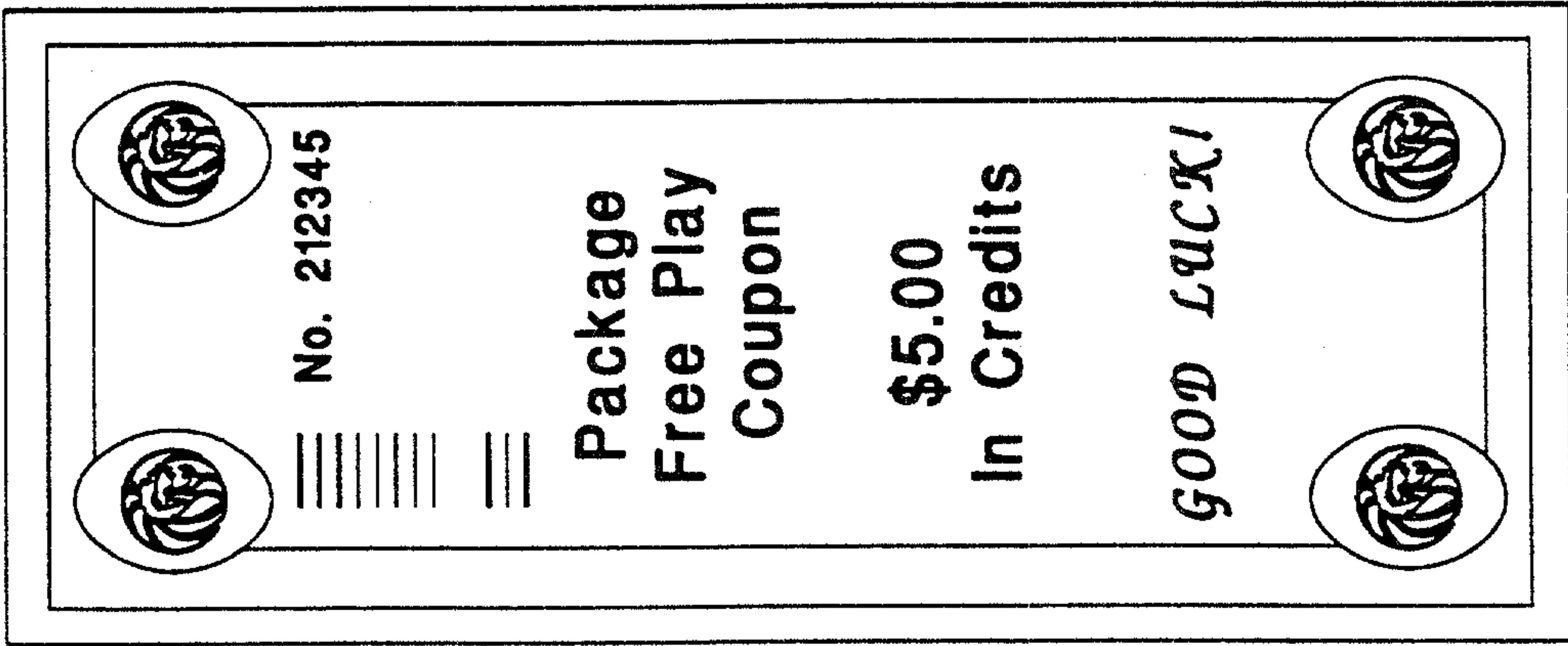
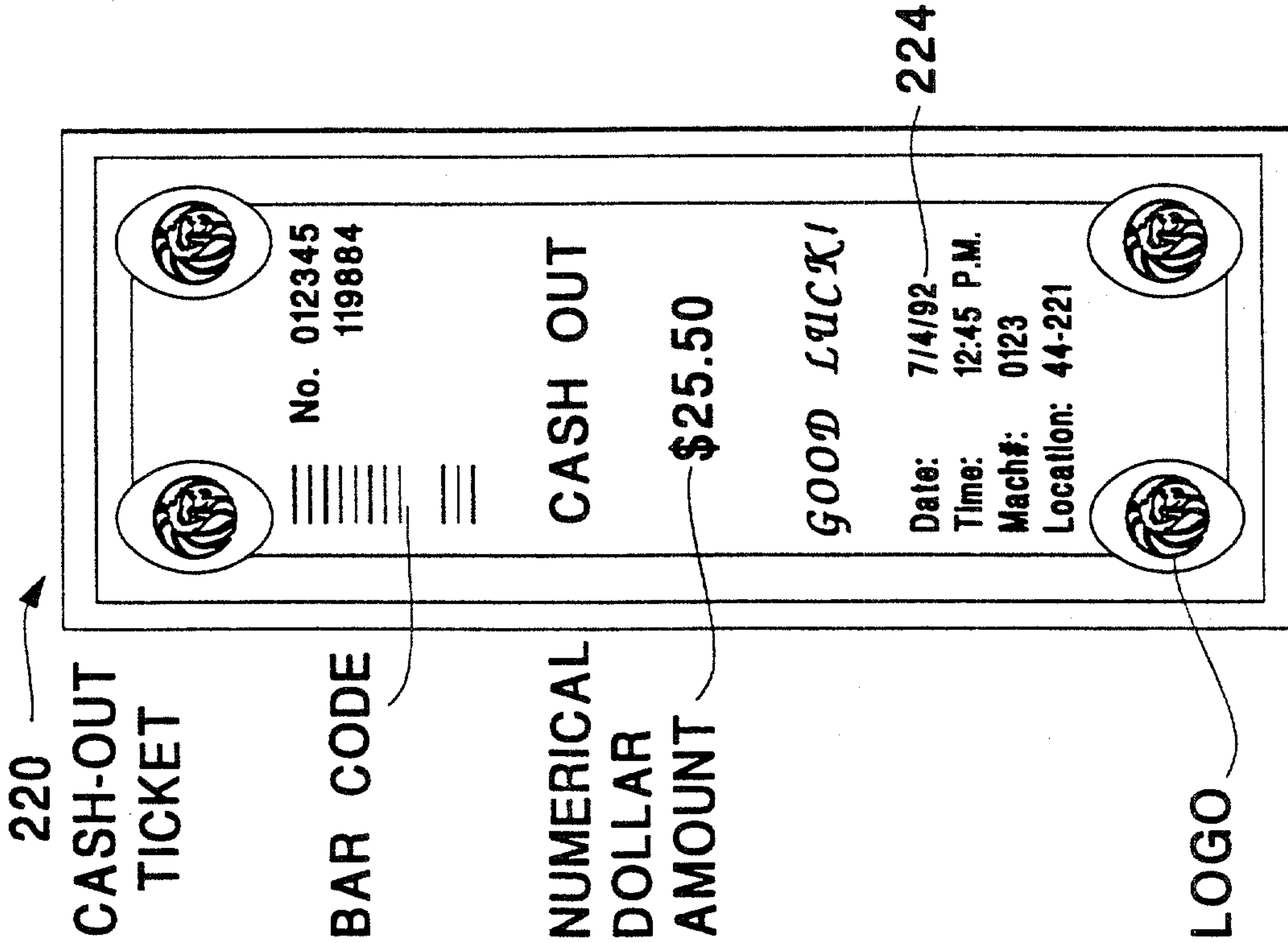


FIG. 2



3 / 3

FIG. 5a

FIG. 5a is a control panel for a slot machine. It features a circular logo on the top left, a "MESSAGE AREA" at the top, and a grid of buttons. The buttons are arranged in four rows: the first row has numbers 1, 2, 3; the second row has numbers 4, 5, 6; the third row has numbers 7, 8, 9; and the fourth row has "CLEAR", "0", and "ENTER". Below these are two rows of three buttons each: "CREDIT", "DEPOSIT", "PRINT" and "MENU", "DENOMINATION", "RESUME", "ACCOUNT BALANCE".

FIG. 5b

FIG. 5b is a control panel for a slot machine. It features a circular logo on the top right, a "SELECT DENOMINATION" title at the top left, and a grid of buttons. The buttons are arranged in two columns: the left column has "\$ 100 \$", "\$ 50 \$", "\$ 25 \$", "\$ 10 \$", "\$ 5 \$"; the right column has "¢ 100 ¢", "¢ 50 ¢", "¢ 25 ¢", "¢ 10 ¢", "¢ 5 ¢". To the right of these is a "PROGRESSIVE" section with "YES" and "NO" buttons. At the bottom left is a "MENU" button, and at the bottom right is an "ACCOUNT BALANCE" button. A "BET ALL CREDITS" button is located below the denomination buttons.

