



US00D346971S

United States Patent [19]
Takashima

[11] **Patent Number: Des. 346,971**
[45] **Date of Patent: ** May 17, 1994**

- [54] **CLOCK**
- [75] **Inventor: Asao Takashima, Tokyo, Japan**
- [73] **Assignee: Seikosha Co., Ltd., Japan**
- [**] **Term: 14 Years**
- [21] **Appl. No.: 818,374**
- [22] **Filed: Jan. 9, 1992**
- [52] **U.S. Cl. D10/28; D10/23**
- [58] **Field of Search 368/276, 277, 285;
D10/1-40, 122-132**

- D. 210,306 2/1968 Claussen D10/21 X
- D. 322,761 12/1991 Endo D10/28
- D. 323,465 1/1992 Hirota D10/22 X

Primary Examiner—Nelson C. Holtje
Attorney, Agent, or Firm—Bruce L. Adams; Van C. Wilks

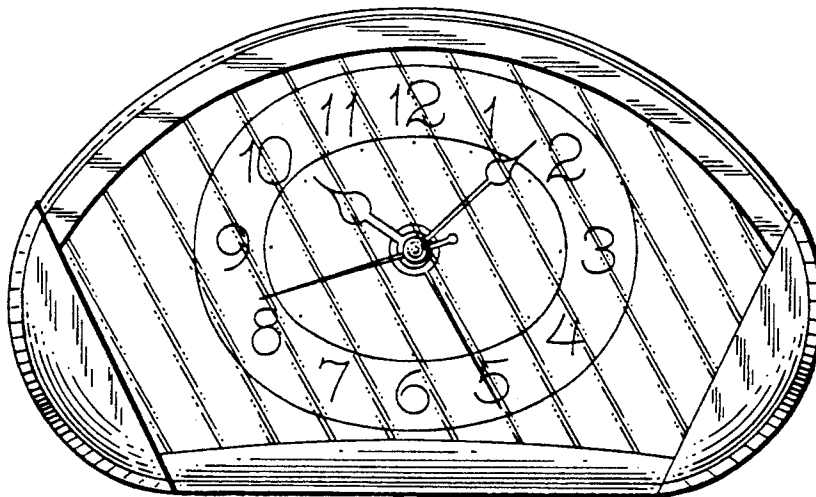
[57] **CLAIM**

The ornamental design for a clock, as shown and described.

DESCRIPTION

FIG. 1 is a front elevational view of a clock showing my new design;
FIG. 2 is a rear elevational view thereof;
FIG. 3 is a top plan view thereof;
FIG. 4 is a bottom plan view thereof; and,
FIG. 5 is a right side elevational view thereof, the left side being the same in appearance as the right side.

- [56] **References Cited**
- U.S. PATENT DOCUMENTS**
- D. 97,453 11/1935 Bars D10/23 X
- D. 122,591 9/1940 Ciccarelli D10/23
- D. 124,608 1/1941 Lux D10/23 X
- D. 190,749 6/1961 Marti D10/22 X



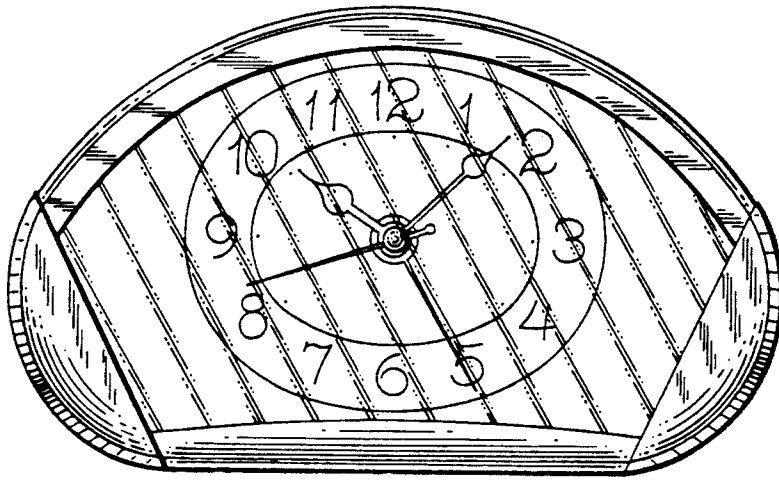


FIG. 1

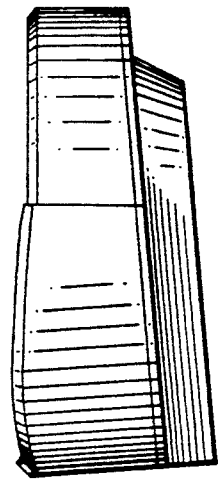


FIG. 5

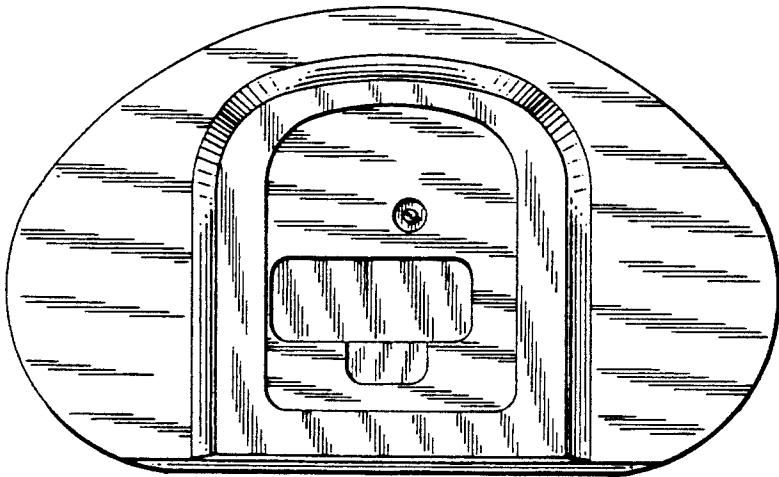


FIG. 2

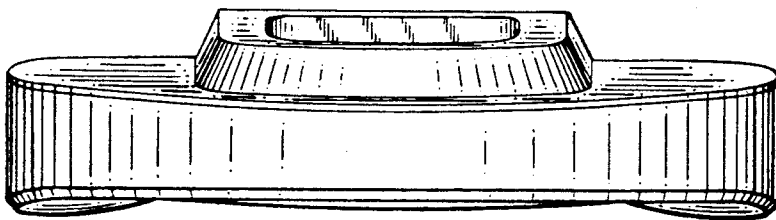


FIG. 3




FIG. 4