



US00D981237S

(12) **United States Design Patent**
Canlas et al.

(10) **Patent No.:** **US D981,237 S**
(45) **Date of Patent:** **** Mar. 21, 2023**

- (54) **PACKAGING TRAY**
- (71) Applicant: **Sanford, L.P.**, Atlanta, GA (US)
- (72) Inventors: **Randel Kert Canlas**, Charlotte, NC (US); **Kaila Madison Sparkman**, Huntersville, NC (US); **Richard M. Good, III**, Huntersville, NC (US)
- (73) Assignee: **SANFORD, L.P.**, Atlanta, GA (US)
- (**) Term: **15 Years**
- (21) Appl. No.: **29/708,678**
- (22) Filed: **Oct. 8, 2019**
- (51) **LOC (14) Cl.** **09-07**
- (52) **U.S. Cl.**
USPC **D9/456; D9/756**
- (58) **Field of Classification Search**
USPC D9/414, 416, 419, 434, 455, 456, 457, D9/499, 501, 517, 739, 756; D6/512, D6/513, 677, 677.1, 677.2; D19/32, 75, D19/91, 102, 77, 79, 81, 83-85, 107, 192, D19/202; D20/19; D3/318, 319, 206
CPC A47F 1/00; A47F 3/00; A47F 3/14; A47F 3/142; A47F 5/10; A47F 5/11; A47F 5/112; A47F 5/114; A47F 7/14; A63F 1/10; B42D 5/00; B42D 5/04; B42D 5/043; B65D 5/00; B65D 5/52; B65D 5/5206; G10G 5/00
See application file for complete search history.

D611,340 S *	3/2010	Bizzell	D9/756
D618,091 S *	6/2010	Bizzell	D9/761
D712,480 S	9/2014	Fleming		
D713,878 S	9/2014	Fleming		
D713,882 S	9/2014	Fleming		
D766,086 S *	9/2016	Strachan	D9/454
9,980,547 B2 *	5/2018	Brown, Jr.	A45C 11/34
D848,730 S *	5/2019	Copier	D3/206
D855,698 S *	8/2019	Darling	D19/85
D861,422 S *	10/2019	Collins	D7/396.6
D884,486 S *	5/2020	Chiang	D9/756
D893,247 S *	8/2020	Chiang	D7/396.6

(Continued)

Primary Examiner — Wendy L Arminio

(74) *Attorney, Agent, or Firm* — Eversheds Sutherland (US) LLP

(57) **CLAIM**

We claim the ornamental design for a packaging tray, as shown and described.

DESCRIPTION

FIG. 1 is an upper perspective view showing our new design for a packaging tray.

FIG. 2 is an upper plan view showing the design of FIG. 1.

FIG. 3 is a bottom plan view showing the design of FIG. 1.

FIG. 4 is a first side view showing the design of FIG. 1.

FIG. 5 is a second side view showing the design of FIG. 1; and,

FIG. 6 is an upper perspective view showing the design of FIG. 1 in a position of use with a plurality of unclaimed writing instruments drawn in broken lines contained inside of the packaging tray.

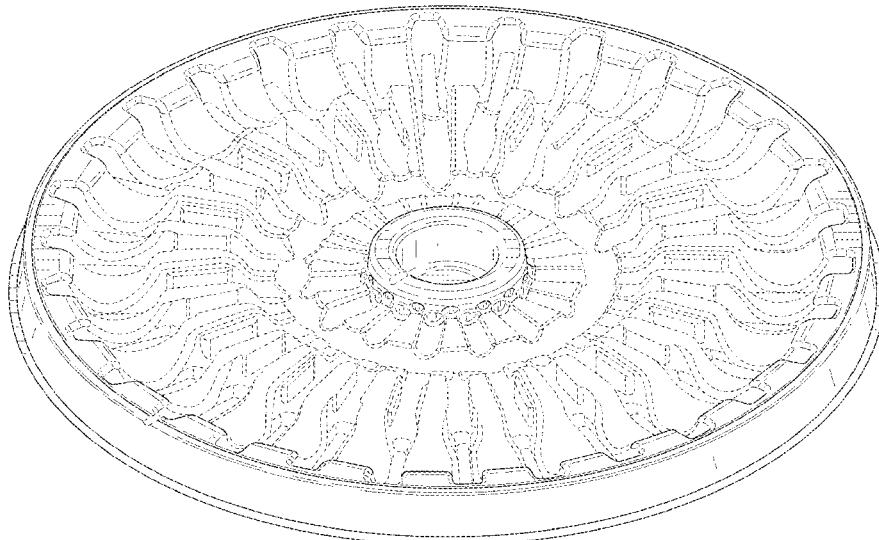
The dot-dash-dot broken lines depict the boundaries of the claim and form no part thereof. The dash-dash broken lines illustrating writing instruments in FIG. 6 depict environment and form no part of the claimed design. All other broken lines depict portions of the packaging tray that form no part of the claimed design.

1 Claim, 5 Drawing Sheets

(56) **References Cited**

U.S. PATENT DOCUMENTS

2,953,242 A *	9/1960	Kinney	A61J 7/04 206/534
D361,594 S *	8/1995	Salis	D9/456
D401,810 S *	12/1998	Swift	D6/677.1
D460,897 S *	7/2002	Leuenberger	D7/546
D507,602 S *	7/2005	Siegel	D19/85



(56)

References Cited

U.S. PATENT DOCUMENTS

2002/0040862	A1*	4/2002	Lizzio	B65D 81/262
				206/765
2007/0062965	A1*	3/2007	Anderson	B65D 85/36
				220/522

* cited by examiner

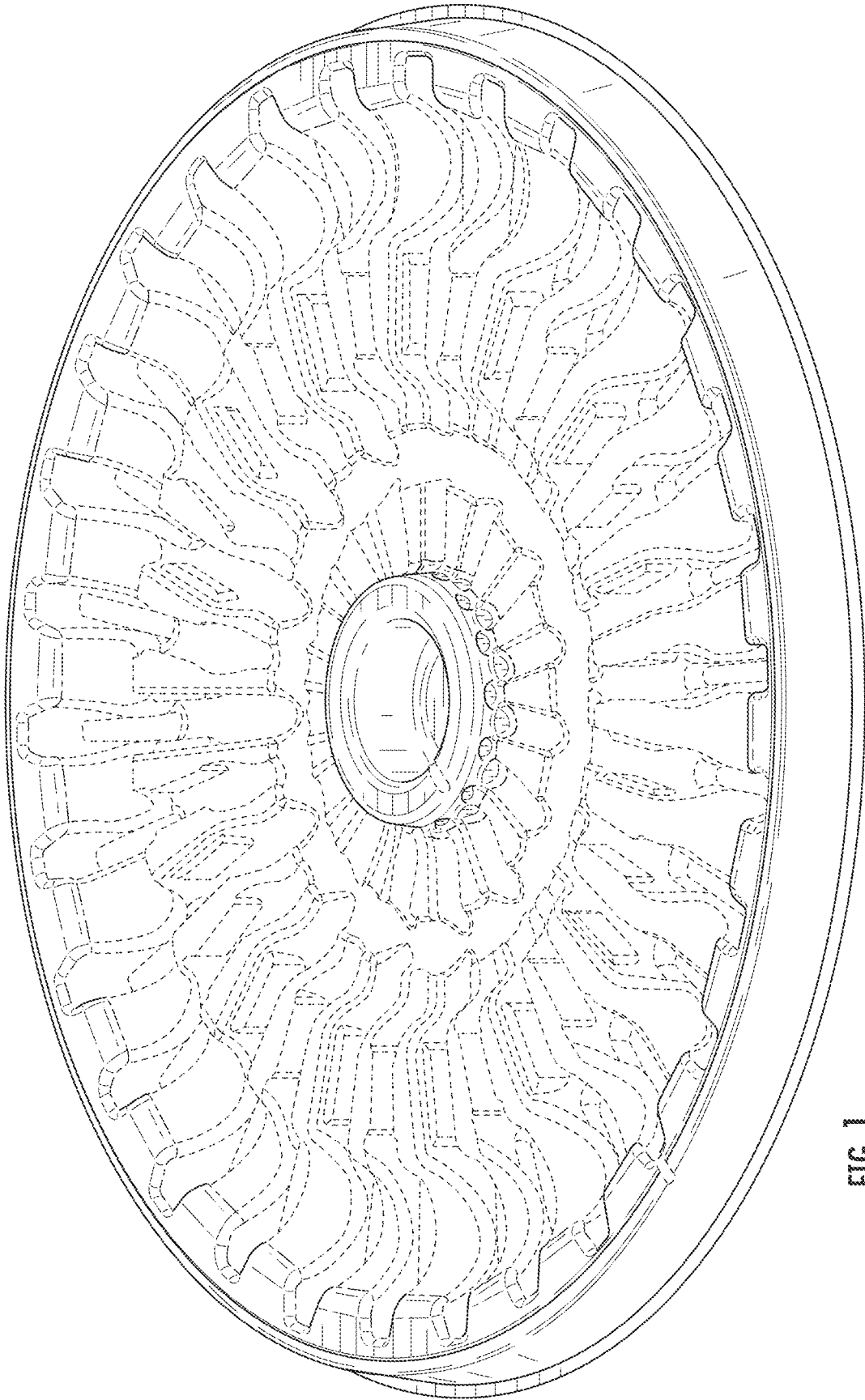


FIG. 1

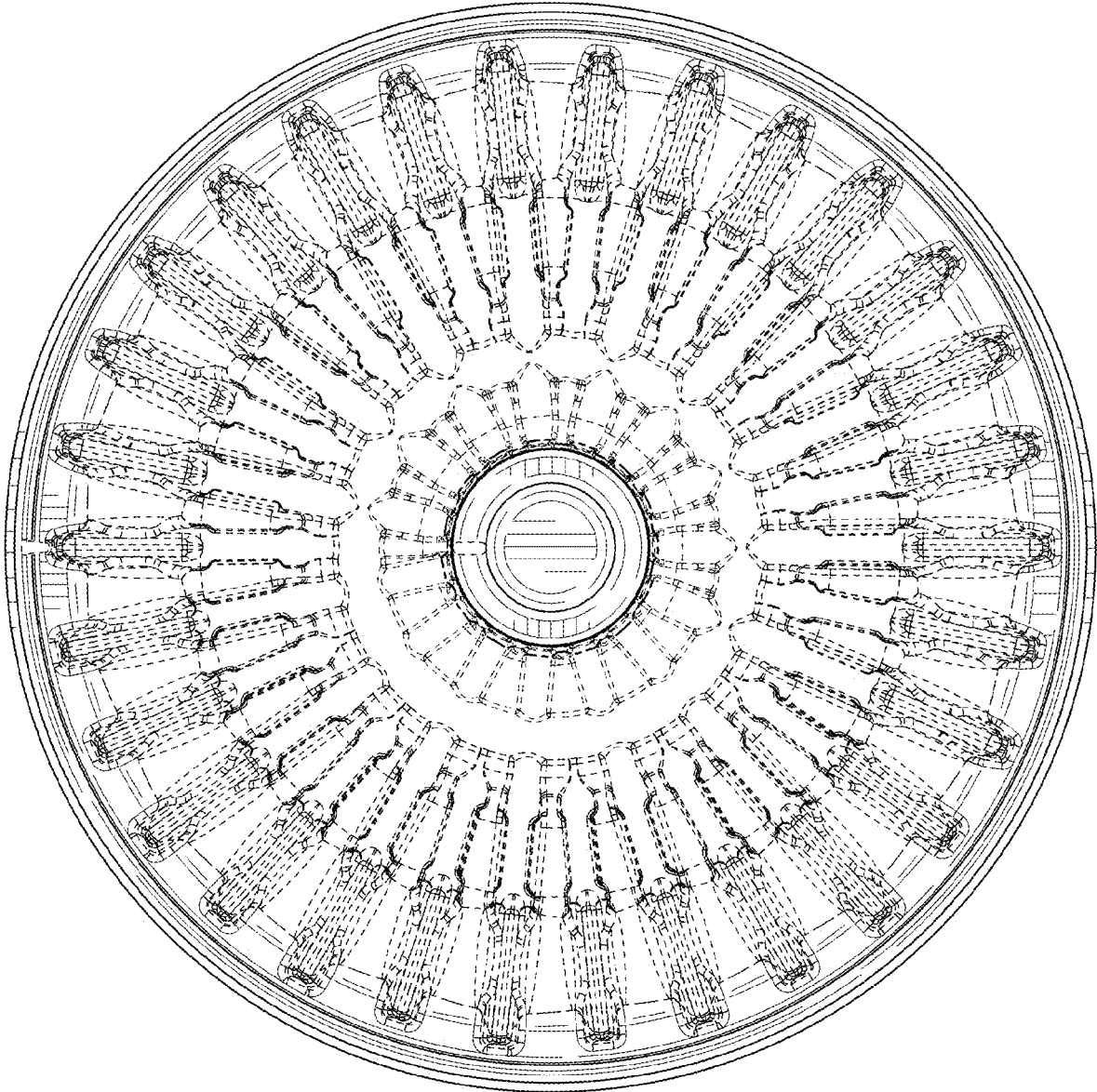


FIG. 2

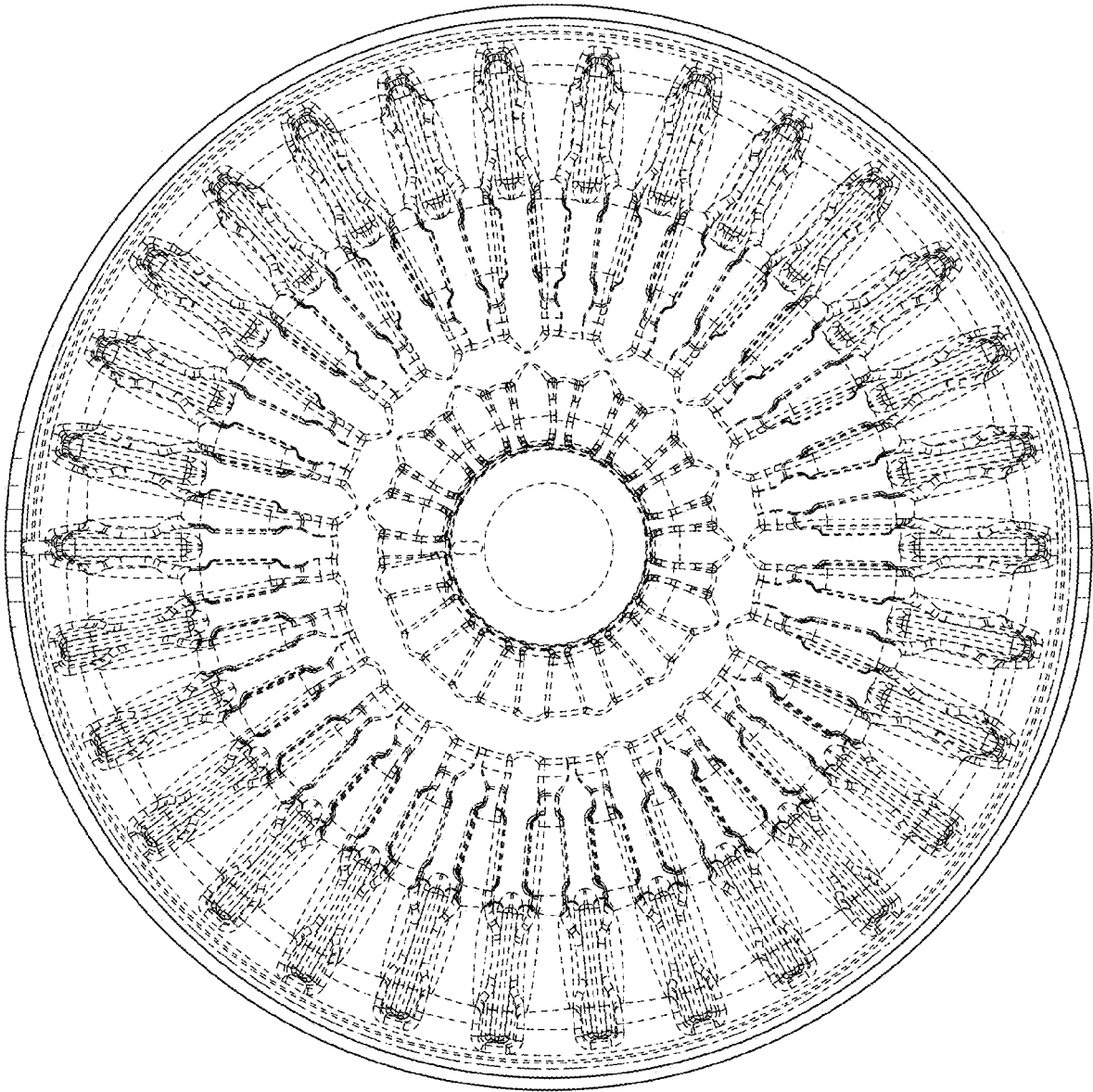


FIG. 3



FIG. 4



FIG. 5

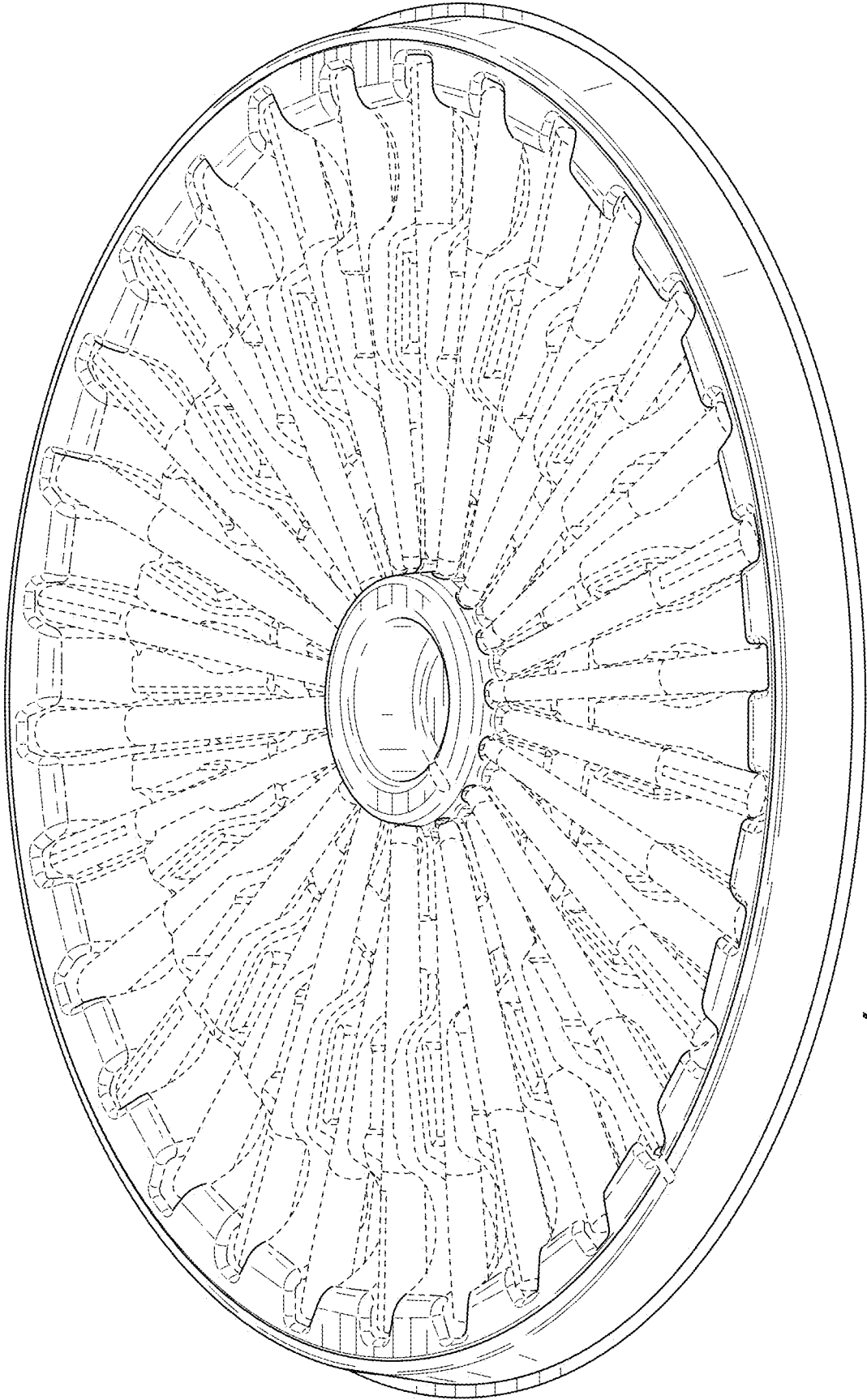


FIG. 6