



US00D357185S

United States Patent [19]

[11] Patent Number: **Des. 357,185**

Gutrugianos

[45] Date of Patent: **** Apr. 11, 1995**

[54] **ADD-ON PAINT CAN HANDLE**

[76] Inventor: **Mike Gutrugianos**, 603 Jaunita Ave.,
Millbrae, Calif. 94030

[**] Term: **14 Years**

[21] Appl. No.: **6,643**

[22] Filed: **Apr. 2, 1993**

[52] U.S. Cl. **D9/455**

[58] Field of Search D8/300-301,
D8/319-320; D9/434-446, 443, 447, 455;
220/741, 752, 756-757, 759, 769

3,409,189 11/1968 McKeand, Jr. D9/435 X
4,993,767 2/1991 Song 220/756

Primary Examiner—Alan P. Douglas
Assistant Examiner—R. Spear
Attorney, Agent, or Firm—Terry M. Gernstein

[57] CLAIM

The ornamental design for an add-on paint can handle, as shown and described.

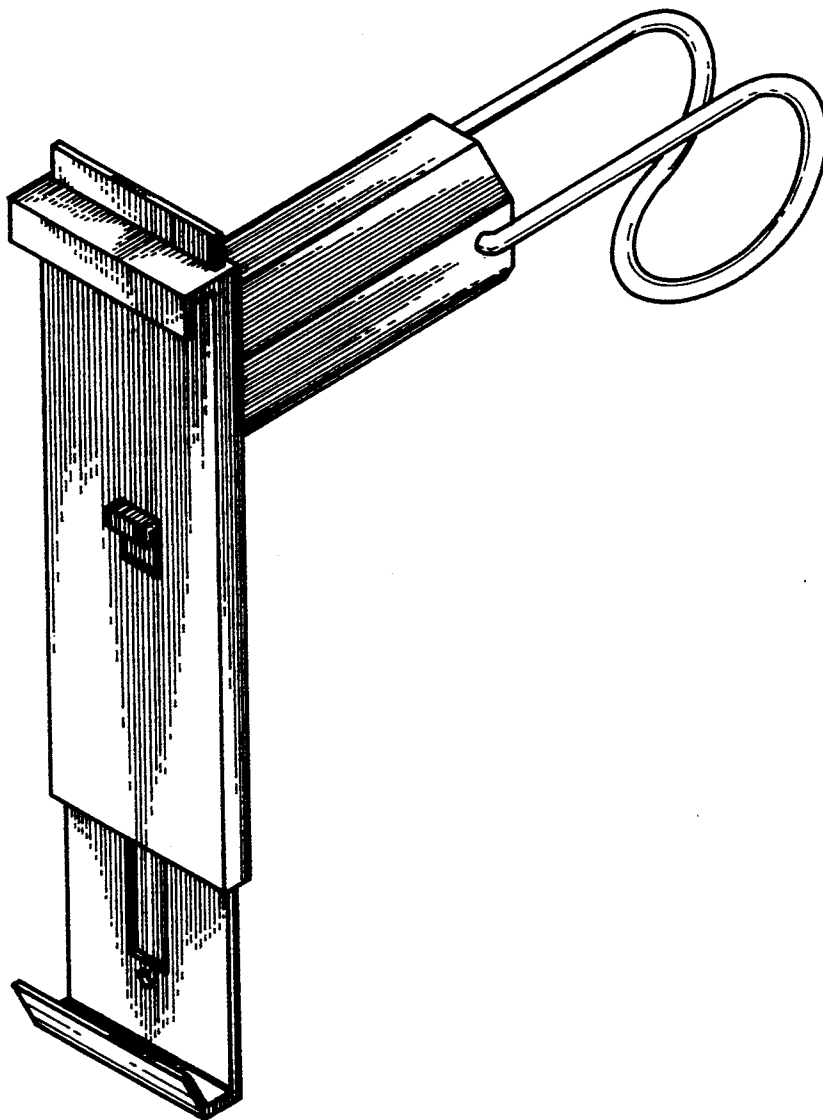
DESCRIPTION

FIG. 1 is a front, top and side perspective view of the add-on paint can handle showing my new design; FIG. 2 is a front elevational view thereof, the rear being a mirror image of the front shown in FIG. 2; FIG. 3 is a left side elevational view thereof; FIG. 4 is a right side elevational view thereof; FIG. 5 is a top plan view thereof; and, FIG. 6 is a bottom plan view thereof.

[56] References Cited

U.S. PATENT DOCUMENTS

1,748,758	2/1930	Fields	220/759
2,786,707	3/1957	Campbell	220/756
2,788,153	4/1957	Broadbelt	220/759



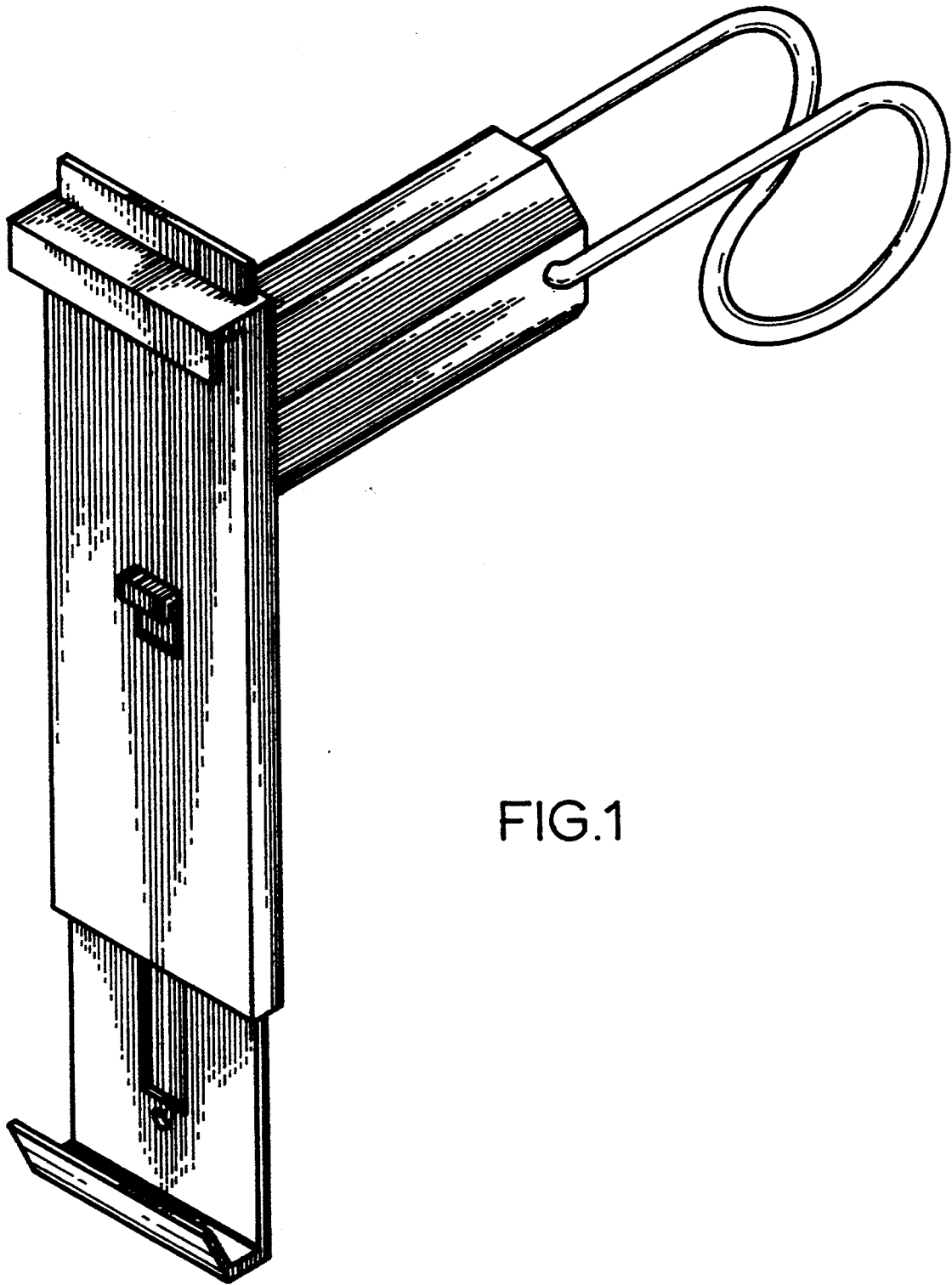


FIG.1


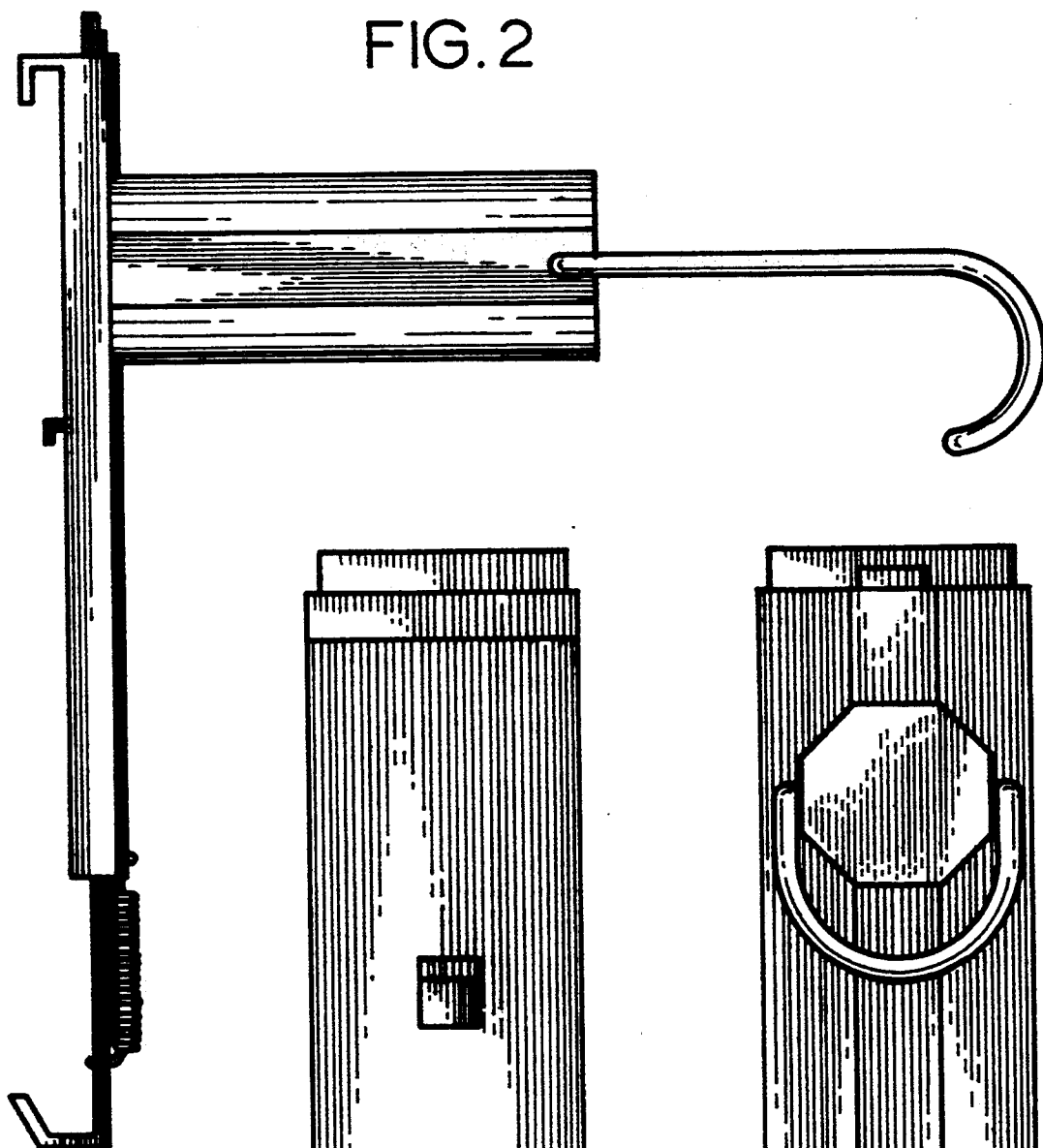


FIG. 3




FIG. 4




FIG. 5

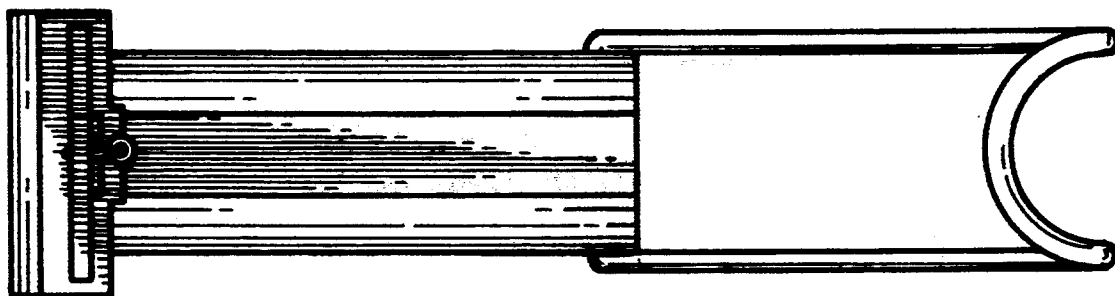


FIG. 6