

Sept. 23, 1952

S. G. LIPIC

2,611,202

PYROPHORIC LIGHTER WITH DISPLAY CHAMBER

Filed Feb. 17, 1950

FIG. 1

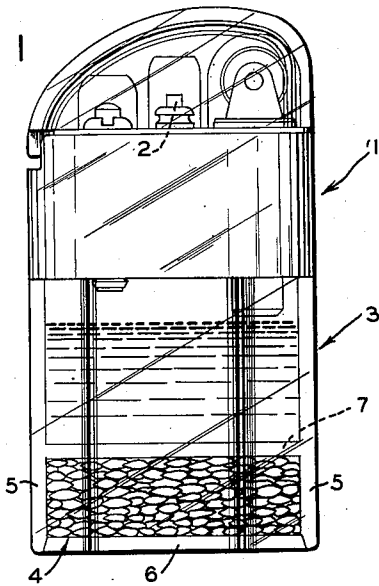


FIG. 2

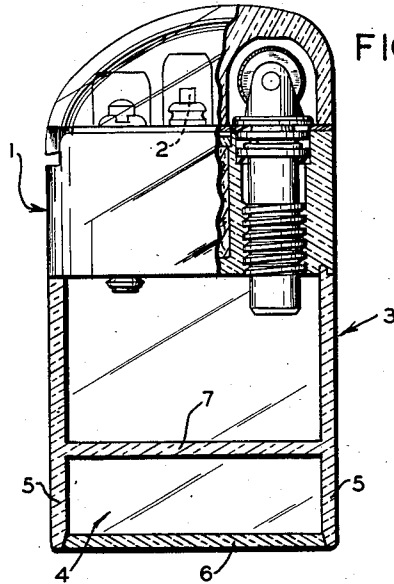


FIG. 3

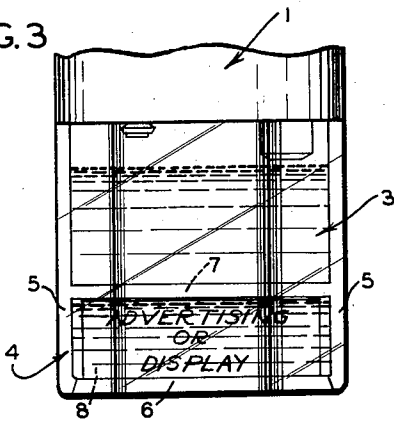


FIG. 5

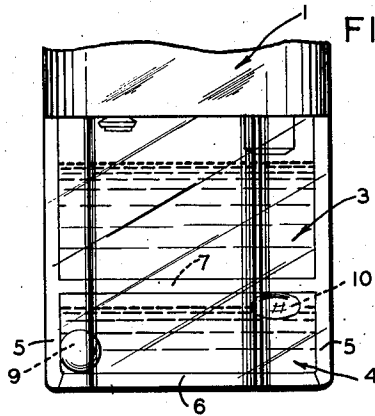
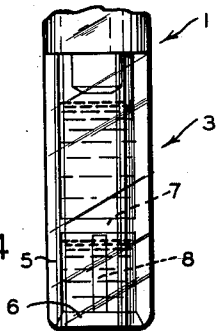


FIG. 4



INVENTOR
 SYLVESTER G. LIPIC
 BY *John H. Cassidy*
 ATTORNEY

UNITED STATES PATENT OFFICE

2,611,202

PYROPHORIC LIGHTER WITH DISPLAY CHAMBER

Sylvester George Lipic, Sappington, Mo.

Application February 17, 1950, Serial No. 144,725

5 Claims. (Cl. 40-126)

1

This invention relates to an improvement in a pyrophoric lighter which has a service fuel chamber, a wick extending into said chamber, and a transparent auxiliary fuel chamber communicating with the service chamber. The improvement forms a display device particularly adapted for advertising and comprises a transparent display chamber below the auxiliary fuel chamber, having lateral walls which are continuations of lateral walls of the auxiliary fuel chamber, and a bottom wall, with the bottom wall of the auxiliary chamber forming the top wall of the display chamber.

The display chamber may be filled with any material or device to be displayed, including oils, grains or the like. If liquids are used, floating or sinking objects may be supported therein. They may be attached or unattached to the walls of the display chamber.

An effective display is an unattached solid object in the display chamber with transparent liquid in the chamber of lower specific gravity than the solid and about said object of sufficient quantity to leave only a bubble of unfilled space therein.

Another effective display is a solid panel in the chamber of a length greater than the width of the chamber, and having an image or advertising copy thereon with transparent liquid in the display chamber about the solid and substantially filling the display chamber.

The display may constitute one or several objects. It may be unsupported; it may be attached to the bottom, the top, the side or the end walls; if a solid, it may be surrounded by a transparent liquid; and when so surrounded it may be of such a consistency that it will sink or float in the liquid.

An understanding of the invention may be obtained from the following detailed description, taken in connection with the accompanying drawings which illustrate an embodiment of the invention and a modification thereof.

Fig. 1 is an elevational view showing a lighter embodying the invention;

Fig. 2 is a view partly in section;

Fig. 3 is a side elevational view of the lower part of the lighter showing a modification;

Fig. 4 is an end elevational view of the modification shown in Fig. 3; and

Fig. 5 is a side elevational view of the lower part of the lighter showing a further modification.

The pyrophoric lighter illustrated in the accompanying drawings has a service fuel chamber

2

1, with a wick 2 extending into said chamber, and a transparent auxiliary fuel chamber 3 communicating with the service chamber. Such a lighter is more particularly illustrated and described in an application of myself, Sylvester G. Lipic, with Farnum F. Boyle and Luther S. Lyon, Serial No. 121,016, filed October 12, 1949.

In accordance with the present invention a transparent display chamber 4 is formed below the auxiliary fuel chamber 3, with lateral walls 5, which are continuations of lateral walls of the auxiliary fuel chamber. It has a bottom wall 6 and a top wall 7, which forms the bottom wall of the auxiliary fuel chamber.

Any object capable of occupying the space provided by the auxiliary display chamber may be displayed therein. This object may be one device or several. As specifically shown in Fig. 1, it may be grain such as wheat. It may be oil, or any other liquid to be displayed. It may be a specimen or it may be a miniature replica of an object too large to be displayed.

Figs. 3 and 4 illustrate an effective display in which a panel 8 is placed in the chamber, the panel having advertising copy, or trade-mark, or the like imprinted upon it. The panel may preferably be of a length greater than the width of the chamber. As shown in Fig. 3, the chamber is filled with a transparent liquid about the object. The display is made especially effective if the panel is transparent, in which case the imprinted display gives the illusion of floating within the surrounding liquid. In this case the panel may have a specific gravity greater or less than the surrounding liquid, so that it will float or sink in the liquid as desired.

Another effective eye-catching device is shown in Fig. 5. In that case a metal ball 9 is placed in liquid in the chamber 4, the chamber 4 being filled with liquid of a sufficient quantity to leave only a bubble 10 of unfilled space therein. With such a construction the lighter when turned will cause the ball 9, and the bubble 10, to shift positions.

Advertising copy may be placed upon a wall of the service fuel chamber 1, upon the wall of the auxiliary fuel chamber 3, or upon the wall of the display chamber 4, upon all of them or upon any two of them.

The specific embodiments illustrated do not, of course, exhaust the possibilities of applications of the invention, but rather emphasize the wide application to which the invention may be put, thus making it particularly adapted for advertising and eye-catching purposes.

3

Various changes may be made in the details of construction, within the scope of the appended claims, without departing from the spirit of the invention, parts of the invention may be used without the whole, and improvements and modifications may be added while retaining the full benefit of the invention.

I claim:

1. In combination with a pyrophoric lighter having a service fuel chamber, a wick extending into said chamber, and a transparent auxiliary fuel chamber communicating with the service chamber, the improvement comprising a transparent display chamber below the auxiliary fuel chamber, having lateral walls which are continuations of lateral walls of the auxiliary fuel chamber, a bottom wall, with the bottom wall of the auxiliary fuel chamber forming the top wall of the display chamber, and material to be displayed within said display chamber.

2. In combination with a pyrophoric lighter having a service fuel chamber, a wick extending into said chamber, and a transparent auxiliary fuel chamber communicating with the service chamber, the improvement comprising a transparent display chamber below the auxiliary fuel chamber, having lateral walls which are continuations of lateral walls of the auxiliary fuel chamber, a bottom wall, with the bottom wall of the auxiliary fuel chamber forming the top wall of the display chamber, a display object within the display chamber, and transparent liquid about said object substantially filling said chamber.

3. In combination with a pyrophoric lighter having a service fuel chamber, a wick extending into said chamber, and a transparent auxiliary fuel chamber communicating with the service chamber, the improvement comprising, a transparent display chamber below the auxiliary fuel chamber, having lateral walls which are continuations of lateral walls of the auxiliary fuel chamber, a bottom wall, with the bottom wall of the auxiliary fuel chamber forming the top wall of the display chamber, an unattached display object in the display chamber, and transparent liquid in said display chamber of lower specific gravity than the display object and about said display object of sufficient quantity to leave only a bubble of unfilled space therein.

4. In combination with a pyrophoric lighter having a service fuel chamber, a wick extending into said chamber, and a transparent auxiliary

4

fuel chamber communicating with the service chamber, the improvement comprising a transparent display chamber below the auxiliary fuel chamber having a length substantially greater than its width and having lateral walls which are continuations of lateral walls of the auxiliary fuel chamber, a bottom wall, with the bottom wall of the auxiliary fuel chamber forming the top wall of the display chamber, an unattached display object in the display chamber having a length greater than the width of the chamber and having an image thereon, and transparent liquid in the display chamber about said display object and substantially filling said display chamber.

5. In combination with a pyrophoric lighter having a service fuel chamber, a wick extending into said chamber, and a transparent auxiliary fuel chamber communicating with the service chamber, that improvement which comprises a transparent display chamber integrally formed with said service and auxiliary fuel chambers and including lateral walls which are continuations of the lateral walls of the auxiliary fuel chamber, a bottom wall, the bottom wall of the auxiliary fuel chamber forming the top wall of the display chamber, a transparent liquid in the display chamber and substantially filling the same, and an unattached display disposed in said display chamber for movement relative to the top and bottom walls of said display chamber as said lighter is rotated about a horizontal axis.

SYLVESTER GEORGE LIPIC.

REFERENCES CITED

The following references are of record in the file of this patent:

UNITED STATES PATENTS

Number	Name	Date
D. 154,945	Miller	Aug. 23, 1949
956,937	Cadwell	May 3, 1910
2,237,883	Lipic	Apr. 8, 1941
2,475,934	Wuestman	July 12, 1949
2,529,094	Miller	Nov. 7, 1950
2,539,653	Back	Jan. 30, 1951
2,556,853	Shanks	June 12, 1951

FOREIGN PATENTS

Number	Country	Date
100,850	Austria	Aug. 25, 1925
933,480	France	Jan. 1, 1948