



US00D438006S

(12) **United States Design Patent**
Hoshino

(10) **Patent No.:** **US D438,006 S**

(45) **Date of Patent:** **** Feb. 27, 2001**

(54) **CARRYING CASE**

(75) **Inventor:** **Yoshihiro Hoshino, Nagoya (JP)**

(73) **Assignee:** **Hoshino Gakki Kabushiki Kaisha (JP)**

(**) **Term:** **14 Years**

(21) **Appl. No.:** **29/120,210**

(22) **Filed:** **Mar. 15, 2000**

(30) **Foreign Application Priority Data**

Feb. 4, 2000 (JP) 12-001808

(51) **LOC (7) Cl.** **03-01**

(52) **U.S. Cl.** **D3/282; D3/276; D3/273**

(58) **Field of Search** **D3/273, 276, 281,**
D3/282, 294, 905; D9/420, 423, 424; 206/349,
372, 373, 379; 190/100

(56) **References Cited**

U.S. PATENT DOCUMENTS

- D. 343,063 * 1/1994 Chen D3/905
- D. 347,731 * 6/1994 Hayakawa et al. D3/905
- D. 351,504 * 10/1994 Tarozzi D3/273
- D. 382,115 * 8/1997 Chang D3/905

- D. 391,760 * 3/1998 Zeller D3/276
- D. 400,010 * 10/1998 Vasudeva D3/276
- D. 406,192 * 3/1999 Schurman D3/282
- D. 413,440 * 9/1999 Schurman D3/276

* cited by examiner

Primary Examiner—Philip S. Hyder

(74) *Attorney, Agent, or Firm*—Ostrolenk, Faber, Gerb & Soffen, LLP

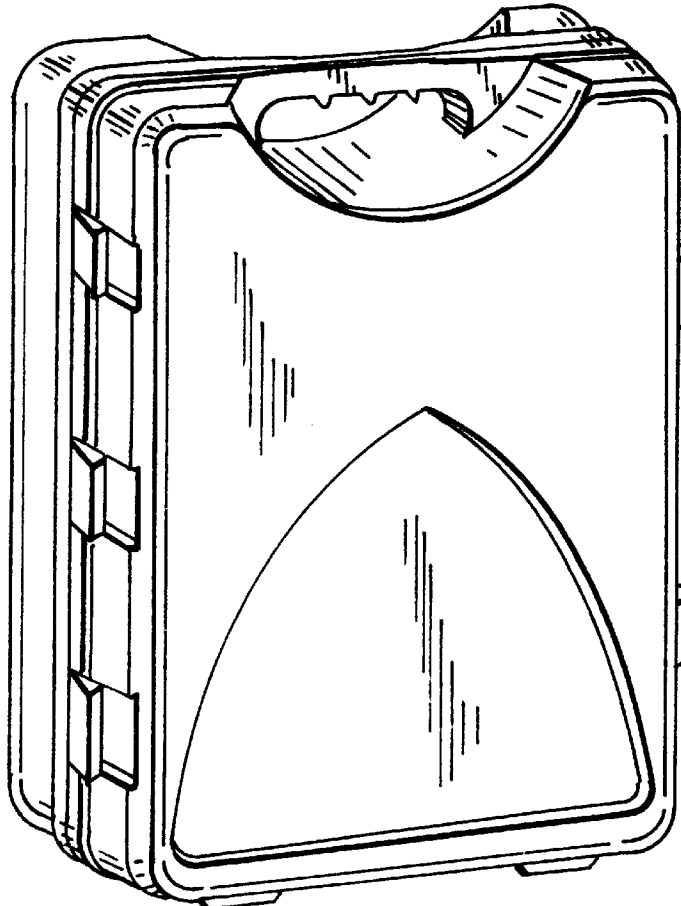
(57) **CLAIM**

The ornamental design for a carrying case, as shown and described.

DESCRIPTION

FIG. 1 is a front, top, left side perspective view of a carrying case showing my new design;
 FIG. 2 is a front view thereof;
 FIG. 3 is a rear view thereof;
 FIG. 4 is a left side view thereof;
 FIG. 5 is a right side view thereof;
 FIG. 6 is a top view thereof;
 FIG. 7 is a bottom view thereof; and,
 FIG. 8 is a view of the case opened, the interior of the case shown in broken lines is not part of the claim design.

1 Claim, 5 Drawing Sheets



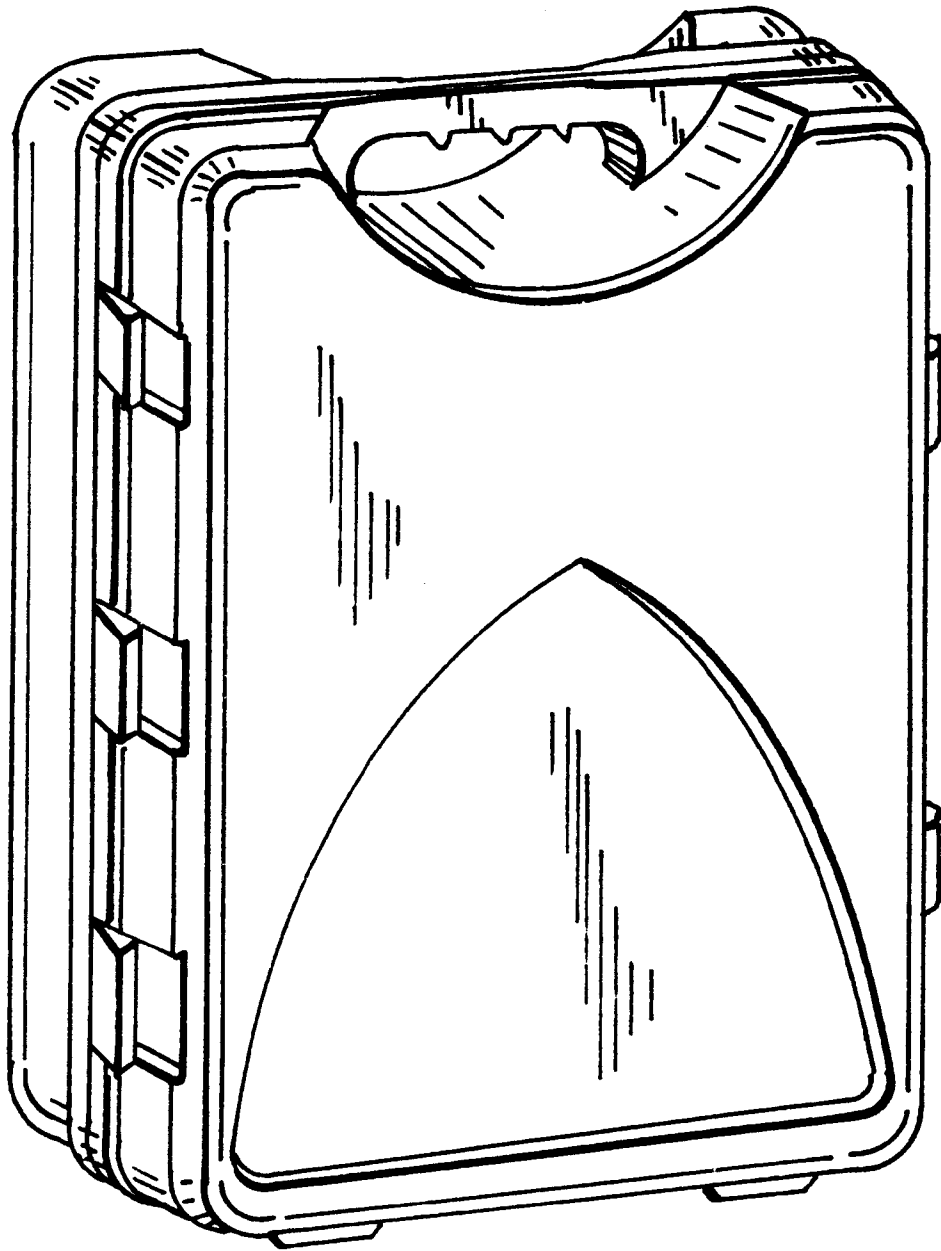


FIG. 1

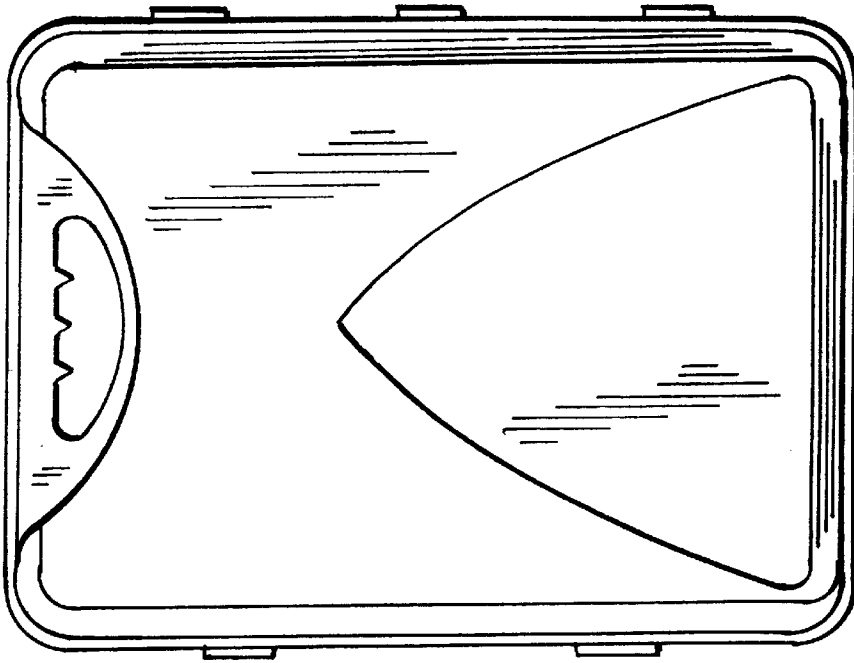


FIG. 2

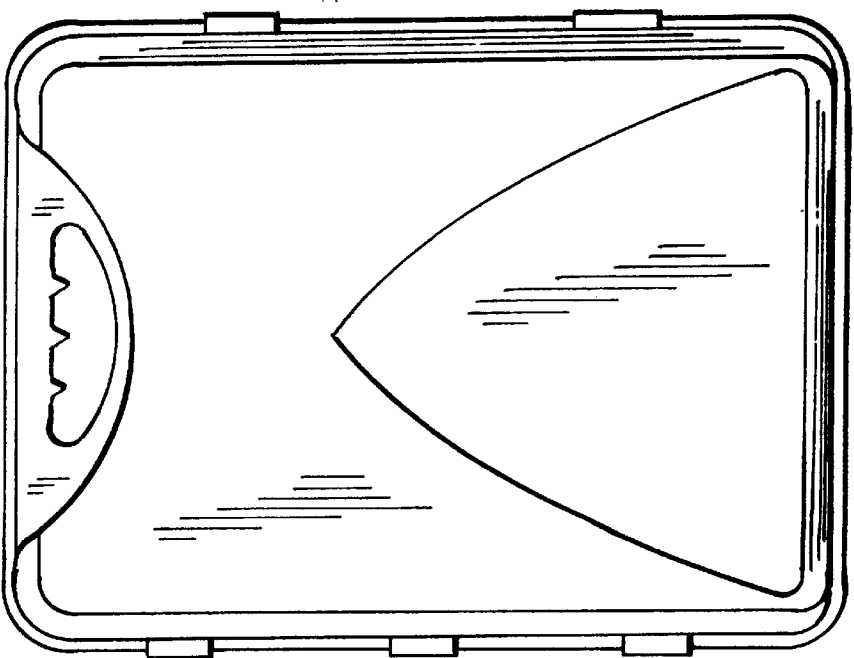


FIG. 3

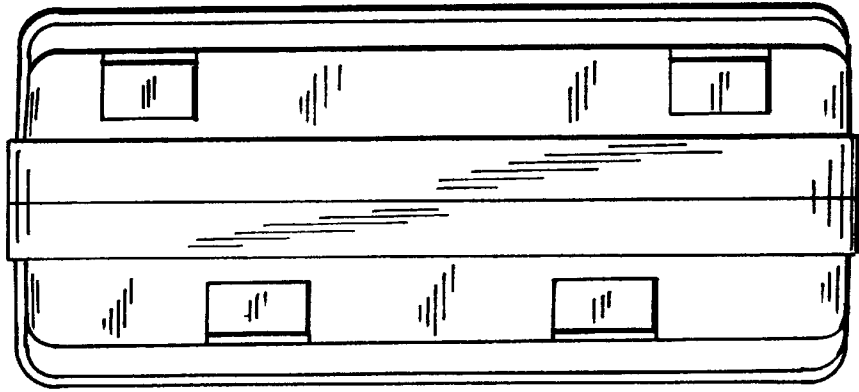


FIG. 4

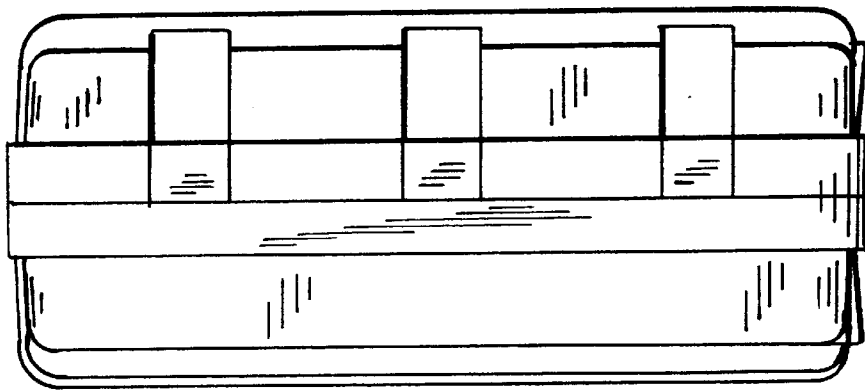


FIG. 5

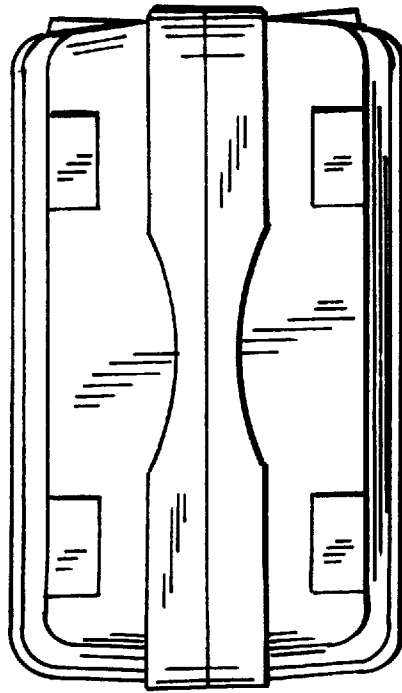


FIG. 7

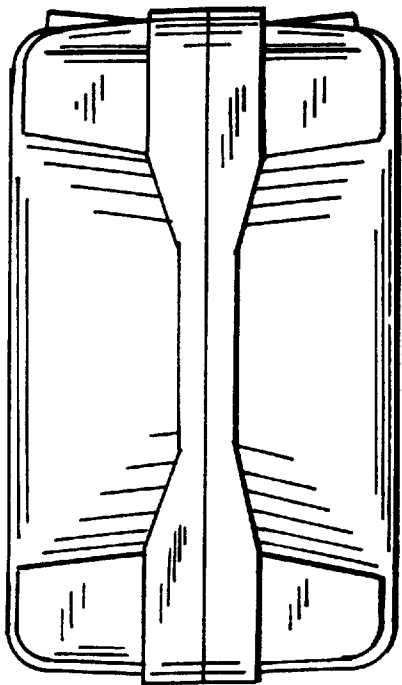


FIG. 6

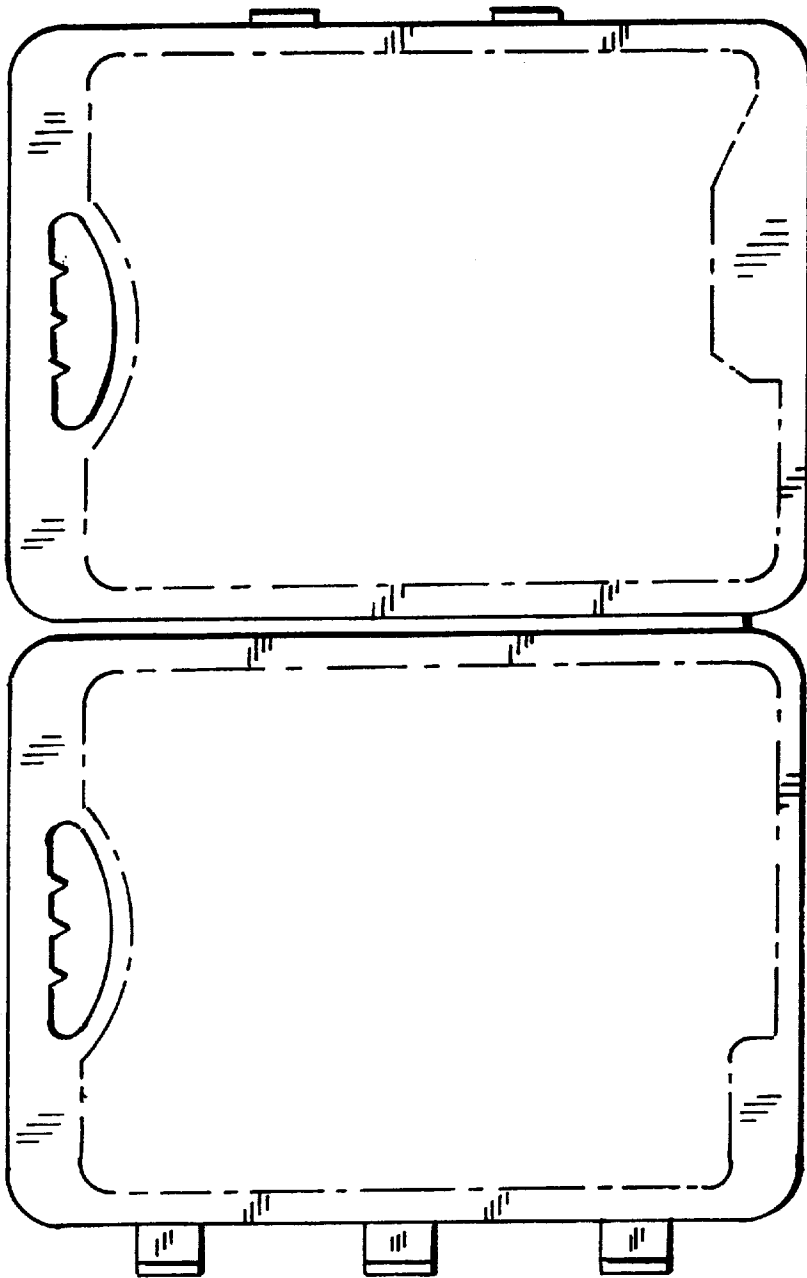


FIG. 8