



US00D38995S

United States Patent [19]
Cockrell

[11] **Patent Number:** **Des. 389,995**
[45] **Date of Patent:** ****Feb. 3, 1998**

- [54] **SHOE SOLE**
- [75] **Inventor:** **John Cockrell, Greensboro, N.C.**
- [73] **Assignee:** **Shoes for Crews, Inc., West Palm Beach, Fla.**
- [**] **Term:** **14 Years**
- [21] **Appl. No.:** **58,446**
- [22] **Filed:** **Aug. 15, 1996**
- [51] **LOC (6) CL** **02-04**
- [52] **U.S. Cl.** **D2/957; D2/947**
- [58] **Field of Search** **D2/897, 902, 906, D2/908, 914, 916, 919, 946-960, 962, 964; D12/147; 36/85, 101, 103, 104, 106, 113-115, 124, 126, 127-130, 3 B, 11.5, 12-15, 22 R, 25 R, 30 R, 32 R, 32 A, 33, 172**

D. 346,480	5/1994	Davidson	D2/961
D. 356,885	4/1995	Poole, Jr.	D2/957
D. 362,745	10/1995	Skrivanek	D2/916
D. 373,896	9/1996	Parker	D2/954
1,650,466	11/1927	Righter	36/32 R
5,168,643	12/1992	Laurain	36/25 R
5,203,792	4/1993	Kaiser	36/12

Primary Examiner—Doris V. Coles

[57] **CLAIM**

The ornamental design for a shoe sole, as shown and described.

DESCRIPTION

FIG. 1 is a bottom plan view of a shoe sole, showing my new design;

FIG. 2 is a top plan view thereof;

FIG. 3 is a right side elevational view thereof;

FIG. 4 is a left side elevational view thereof;

FIG. 5 is a front elevational view thereof; and,

FIG. 6 is a rear elevational view thereof.

[56] **References Cited**
U.S. PATENT DOCUMENTS

D. 335,572 5/1993 Peterson D2/959

1 Claim, 2 Drawing Sheets

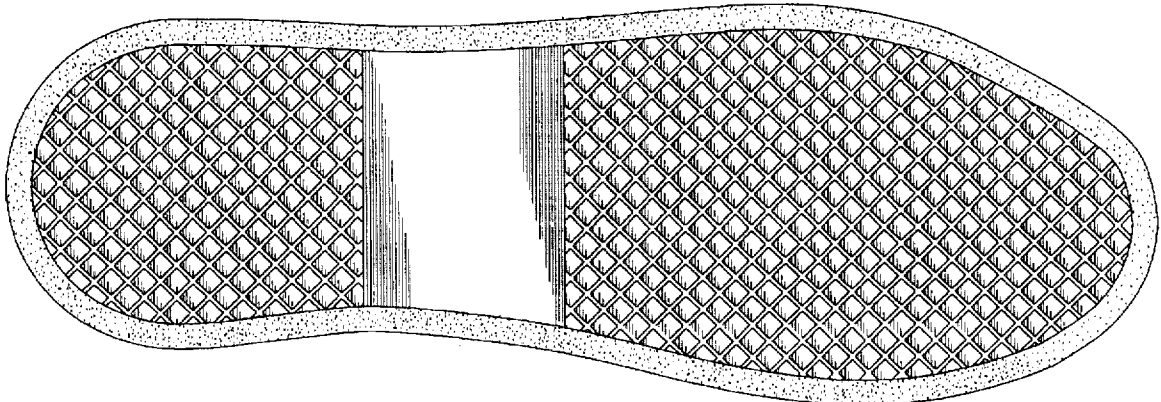


FIG. 1

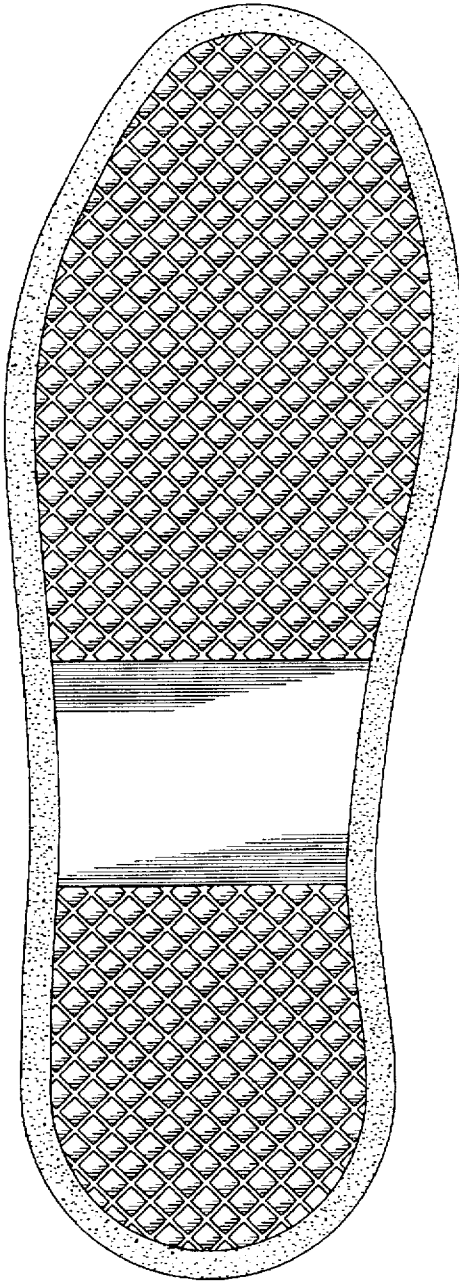


FIG. 2

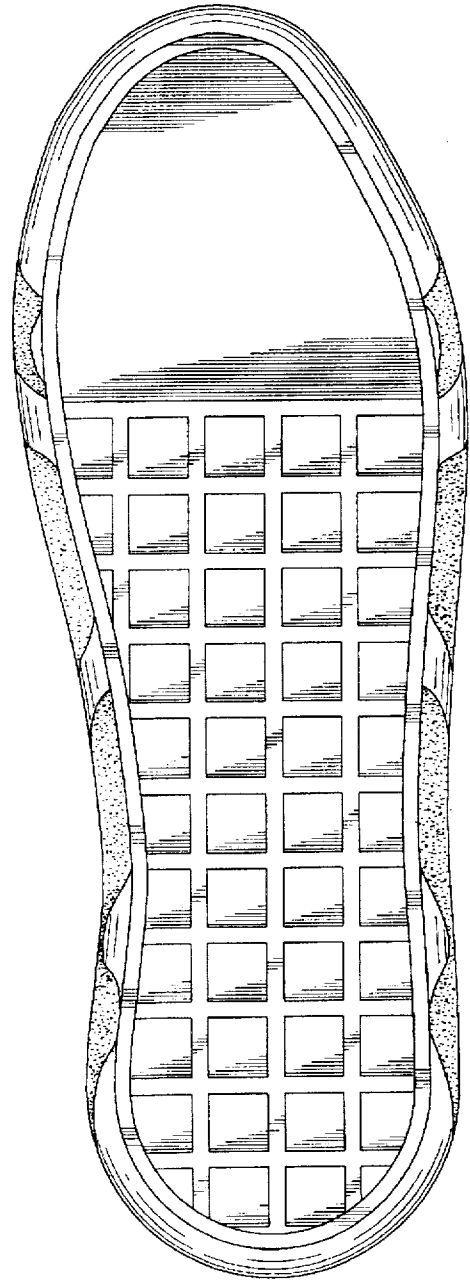


FIG. 5

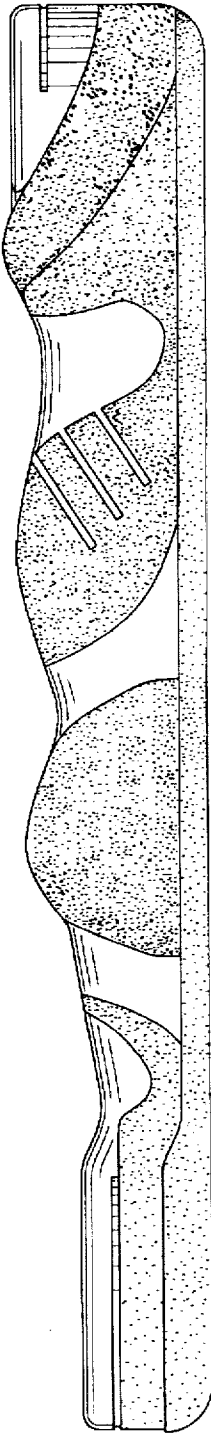


FIG. 4

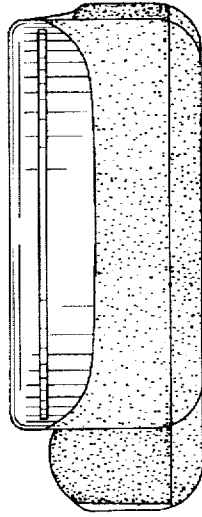


FIG. 3

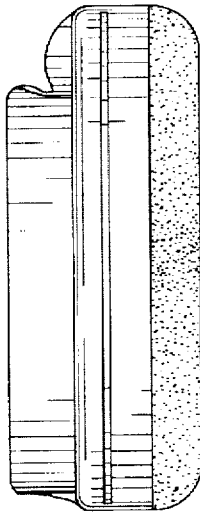


FIG. 6

