M. V. STROUD.

PICTURE FRAME ATTACHMENT.

APPLICATION FILED MAY 7, 1921.

1,400,920. Patented Dec. 20, 1921.

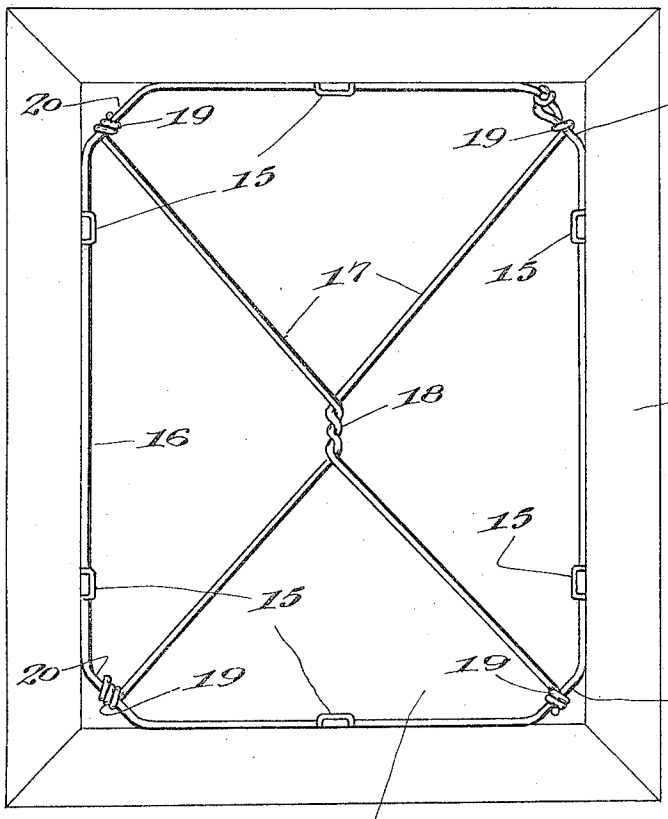

Fig. 1.

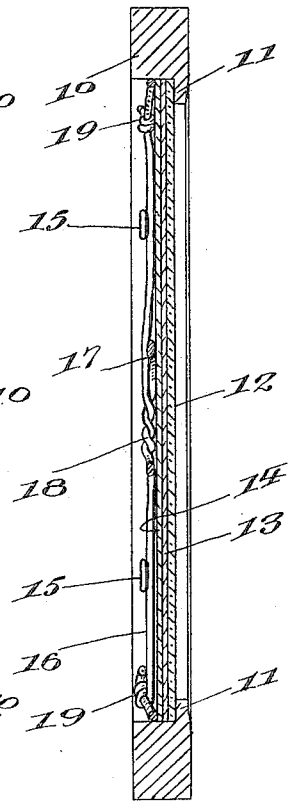

Fig. 2.

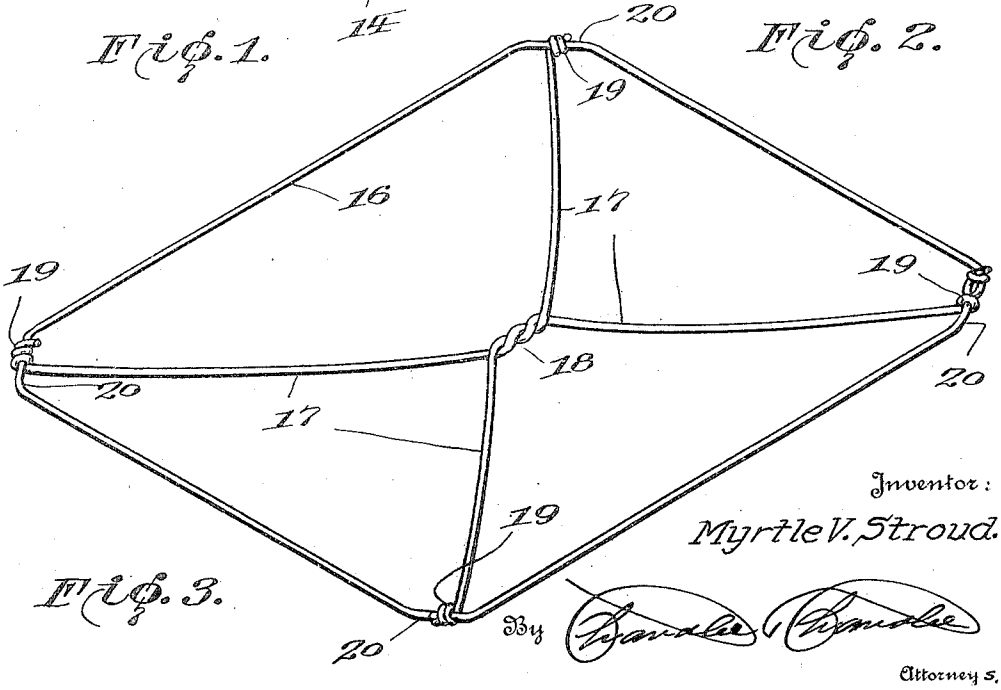

Fig. 3.

Inventor:

Myrtle V. Stroud.

By Bowles & Bowles

Attorneys.

UNITED STATES PATENT OFFICE.

MYRTLE V. STROUD, OF PINK HILL, NORTH CAROLINA.

PICTURE-FRAME ATTACHMENT.

1,400,920. Specification of Letters Patent. Patented Dec. 20, 1921.

Application filed May 7, 1921. Serial No. 467,749.

To all whom it may concern:

Be it known that I, Mrs. MYRTLE V. STROUD, a citizen of the United States, residing at Pink Hill, in the county of Lenoir, State of North Carolina, have invented certain new and useful Improvements in Picture-Frame Attachments; and I do hereby declare the following to be a full, clear, and exact description of the invention, such as will enable others skilled in the art to which it appertains to make and use the same.

This invention relates to new and useful improvements in picture holding devices and particularly to attachments for picture frames.

One object of the invention is to provide a device which is adapted to hold the cardboard sheet, within the frame, and back of the picture, so that dust and moisture are practically excluded from the space between the picture and the glass sheet.

Another object is to provide a device of this character which will hold the cardboard sheet firmly pressed against the picture, and the picture against the glass, so that the general tendency of the cardboard to warp and bow outwardly in the center, due to moisture, is obviated.

Other objects and advantages will be apparent from the following description when taken in connection with the accompanying drawing.

In the drawing:

Figure 1 is a rear elevation of a picture frame equipped with the attachment.

Fig. 2 is a vertical longitudinal central sectional view through the frame, picture, cardboard, glass, and attachment, showing how the attachment maintains the board and picture pressed firmly against the glass.

Fig. 3 is a perspective view of the attachment removed from the picture frame.

Ordinarily, in the common picture frame, there is placed a sheet of glass, then the picture, and then the stiff cardboard, or sheet of thin wood. Small nails or tacks are driven into the inner edges of the sides of the frame, immediately outward of the cardboard or wood, to hold the latter against the picture, so that the picture will be pressed flatly against the glass. The cardboard or wood becomes moisture-laden, with the result that it warps away from the picture, and withdraws its marginal edges inwardly from beneath the nails. This causes cracks around the edges of the board through which dust can enter and penetrate to the face of the picture, thus marring the picture. The present device has for one of its objects to provide a detachable wire frame which is engaged against the cardboard, and which firmly holds the edges in place and prevents the outward warping of the center of the cardboard, with the result that the picture will be, at all times, pressed tightly and flatly against the glass.

Referring particularly to the accompanying drawing, 10 represents a picture frame having the usual rabbet 11, or ledge, on which the glass sheet 12 is placed. The picture 13 is then placed against the glass and the cardboard sheet 14 placed thereon. Nails or tacks 15 are driven into the edges of the frame, in the usual manner. Then the holding device of the present invention is placed in the frame. This device is formed from suitable stiff wire and includes the rectangular frame 16 which engage beneath the nails, and against the edges of the frame. A pair of wires 17 are twisted together at their intermediate portions, as shown at 18, and have their ends coiled around the corner portions of the frame 16, as shown at 19. These corner portions, shown at 20, extend at approximately right angles to the diagonal wires 17, of the frame. The wires 17 are preferably bowed toward their twisted portions, and out of the plane of the frame 16. When the wire frame is placed in the picture frame, the sides of the frame 16 are engaged beneath the nails, with the frame 16 in such position that the bowed portions of the wires 17 press against the center of the cardboard sheet 14. This presses the cardboard against the back of the picture, and forces the picture against the glass.

By this construction the center of the cardboard sheet is prevented from warping or bowing outwardly when it becomes moist, with the result that the marginal edges of the cardboard are held in proper engagement with the edges of the picture frame, and that dust is thereby excluded.

The sides of the wire frame 16 can be readily flexed to engage or disengage the frame from the nails.

What is claimed is:

A device for preventing the card backing of a picture frame from warping, compris-

ing a stiff wire frame arranged to fit within a picture frame beneath the card holding nails thereof, and crossed and intermediately connected wires having their ends secured to the wire frame at the corners thereof and being longitudinally bowed for pressure against the center of the card backing.

In testimony whereof, I affix my own signature, in the presence of two witnesses.

MYRTLE V. STROUD.

Witnesses:
L. H. THOMAS,
F. A. TURNER.