

(19) World Intellectual Property Organization
International Bureau



(43) International Publication Date
12 July 2007 (12.07.2007)

PCT

(10) International Publication Number
WO 2007/079431 A2

- (51) International Patent Classification: Not classified
- (21) International Application Number: PCT/US2007/000056
- (22) International Filing Date: 3 January 2007 (03.01.2007)
- (25) Filing Language: English
- (26) Publication Language: English
- (30) Priority Data: 60/755,485 3 January 2006 (03.01.2006) US
- (71) Applicant (for all designated States except US): HONEYWELL INTERNATIONAL INC. [US/US]; 101 Columbia Road, Law Department, P.O. Box 2245, Morristown, NJ 07962-2245 (US).
- (72) Inventors; and
- (75) Inventors/Applicants (for US only): TUNG, Hsueh, Sung [US/US]; 16 Vassar Drive, Getzville, NY 14068 (US). MUKHOPAHYAY, Sudip [IN/US]; 1121 Northwood Drive, Williamsville, NY 14221 (US). VAN DER PUY, Michael [US/US]; 3 Exter Road, Amherst, NY 14221 (US). MA, Jing, Ji [US/US]; 3250 Seneca Street, West Seneca, NY 14224 (US). BORTZ, Cheryl [US/US]; 864 Sun Valley Dr., N Tonawanda, NY 14120 (US). LIGHT, Barbara [US/US]; 5200 Grauer Road, Niagara Falls, NY 14305 (US). PHILLIPS, Steven, D. [US/US]; 227 Pellman Place, Buffalo, NY 14218 (US). DUBEY, Rajesh [CA/US]; 20 Peabody Street, Buffalo, NY 14210 (US). MERKEL, Daniel, C. [US/US]; 64 Glenmar Dr., West Seneca, NY 14224 (US).
- (74) Agent: SZUCH, Colleen; HONEYWELL INTERNATIONAL INC., 101 Columbia Road, P.O. Box 2245, Morristown, NJ 07962 (US).
- (81) Designated States (unless otherwise indicated, for every kind of national protection available): AE, AG, AL, AM, AT, AU, AZ, BA, BB, BG, BR, BW, BY, BZ, CA, CH, CN, CO, CR, CU, CZ, DE, DK, DM, DZ, EC, EE, EG, ES, FI, GB, GD, GE, GH, GM, GT, HN, HR, HU, ID, IL, IN, IS, JP, KE, KG, KM, KN, KP, KR, KZ, LA, LC, LK, LR, LS, LT, LU, LV, LY, MA, MD, MG, MK, MN, MW, MX, MY, MZ, NA, NG, NI, NO, NZ, OM, PG, PH, PL, PT, RO, RS, RU, SC, SD, SE, SG, SK, SL, SM, SV, SY, TJ, TM, TN, TR, TT, TZ, UA, UG, US, UZ, VC, VN, ZA, ZM, ZW.
- (84) Designated States (unless otherwise indicated, for every kind of regional protection available): ARIPO (BW, GH, GM, KE, LS, MW, MZ, NA, SD, SL, SZ, TZ, UG, ZM, ZW), Eurasian (AM, AZ, BY, KG, KZ, MD, RU, TJ, TM), European (AT, BE, BG, CH, CY, CZ, DE, DK, EE, ES, FI, FR, GB, GR, HU, IE, IS, IT, LT, LU, LV, MC, NL, PL, PT, RO, SE, SI, SK, TR), OAPI (BF, BJ, CF, CG, CI, CM, GA, GN, GQ, GW, ML, MR, NE, SN, TD, TG).
- Declaration under Rule 4.17:**
— of inventorship (Rule 4.17(iv))
- Published:**
— without international search report and to be republished upon receipt of that report
- For two-letter codes and other abbreviations, refer to the "Guidance Notes on Codes and Abbreviations" appearing at the beginning of each regular issue of the PCT Gazette.*

(54) Title: METHOD FOR PRODUCING FLUORINATED ORGANIC COMPOUNDS

(57) Abstract: Disclosed are processes for the production of fluorinated olefins, preferably adapted to commercialization of $\text{CF}_3\text{CF}=\text{CH}_2$ (1234yf). Three steps may be used in preferred embodiments in which a feedstock such as $\text{CCl}_2=\text{CClCH}_2\text{Cl}$ (which may be purchased or synthesized from 1,2,3-trichloropropane) is fluorinated (preferably with HF in gas-phase in the presence of a catalyst) to synthesize a compound such as $\text{CF}_3\text{CF}=\text{CH}_2$, preferably in a 80-96% selectivity. The $\text{CF}_3\text{CF}=\text{CH}_2$ is preferably converted to $\text{CF}_3\text{CFClCH}_3$ (244-isomer) using a SbCl_5 as the catalyst which is then transformed selectively to 1234yf, preferably in a gas-phase catalytic reaction using activated carbon as the catalyst. For the first step, a mixture of Cr_2O_3 and FeCl_3/C is preferably used as the catalyst to achieve high selectivity to $\text{CF}_3\text{CF}=\text{CH}_2$ (96%). In the second step, SbCl_5/C is preferably used as the selective catalyst for transforming 1233xf to 244-isomer, $\text{CF}_3\text{CFClCH}_3$. The intermediates are preferably isolated and purified by distillation and used in the next step without further purification, preferably to a purity level of greater than about 95%.

WO 2007/079431 A2

METHOD FOR PRODUCING FLUORINATED ORGANIC COMPOUNDS

BACKGROUND OF INVENTION

5

(1) Field of Invention:

This invention relates to novel methods for preparing fluorinated organic compounds, and more particularly to methods of producing fluorinated olefins.

10

(2) Description of Related Art:

Hydrofluorocarbons (HFC's), in particular hydrofluoroalkenes such tetrafluoropropenes (including 2,3,3,3-tetrafluoro-1-propene (HFO-1234yf) and 1,3,3,3-tetrafluoro-1-propene (HFO-1234ze)) have been disclosed to be effective refrigerants, fire extinguishants, heat transfer media, propellants, foaming agents, 15 blowing agents, gaseous dielectrics, sterilant carriers, polymerization media, particulate removal fluids, carrier fluids, buffing abrasive agents, displacement drying agents and power cycle working fluids. Unlike chlorofluorocarbons (CFCs) and hydrochlorofluorocarbons (HCFCs), both of which potentially damage the Earth's ozone layer, HFCs do not contain chlorine and thus pose no threat to the ozone layer.

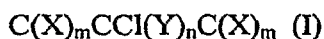
20 Several methods of preparing hydrofluoroalkenes are known. For example, U.S. Pat. No. 4,900,874 (Ihara et al) describes a method of making fluorine containing olefins by contacting hydrogen gas with fluorinated alcohols. Although this appears to be a relatively high-yield process, for commercial scale production the handling of hydrogen gas at high temperature raises difficult safety related questions. Also, the cost 25 of producing hydrogen gas, such as building an on-site hydrogen plant, can be in many situations prohibitive.

U.S. Pat. No. 2,931,840 (Marquis) describes a method of making fluorine containing olefins by pyrolysis of methyl chloride and tetrafluoroethylene or chlorodifluoromethane. This process is a relatively low yield process and a very large 30 percentage of the organic starting material is converted in this process to unwanted and/or unimportant byproducts..

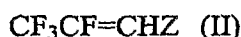
The preparation of HFO--1234yf from trifluoroacetylacetone and sulfur tetrafluoride has been described. *See* Banks, et al., *Journal of Fluorine Chemistry*, Vol. 82, Iss. 2, p. 171-174 (1997). Also, U.S. Pat. No. 5,162,594 (Krespan) discloses a process wherein tetrafluoroethylene is reacted with another fluorinated ethylene in the liquid phase to produce a polyfluoroolefin product.

SUMMARY

Applicants have discovered a method for producing fluorinated organic compounds, including hydrofluoropropenes, which preferably comprises converting at least one compound of Formula (I):



to at least one compound of Formula (II)

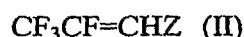


where each X, Y and Z is independently H, F, Cl, I or Br, and each m is independently 1, 2 or 3, and n is 0 or 1. As used herein and throughout, unless specifically indicated otherwise, the term "converting" includes directly converting (for example, in a single reaction or under essentially one set of reaction conditions, an example of which is described hereinafter) and indirectly converting (for example, through two or more reactions or using more than a single set of reaction conditions).

In certain preferred embodiments of the invention, the compound of Formula (I) comprises a compound wherein n is 0, each X is independently H or Cl, and Z is H. Such preferred embodiments include converting at least one C3 alkene in accordance with Formula (IA):



to at least one compound of formula (II)



where each X is independently H or Cl. Preferably the one or more compounds of Formula (IA) are tetrachloropropene(s), and are even more preferably selected from the group consisting of $\text{CH}_2=\text{CClCCl}_3$, $\text{CCl}_2=\text{CClCH}_2\text{Cl}$, $\text{CHCl}=\text{CClCCl}_2\text{H}$, and combinations of these.

In certain preferred embodiments of the invention the compound of Formula (I) comprises a compound wherein n is 0 and the terminal saturated carbon has three (3) F

substituents. Such preferred embodiments include converting at least one C3 alkene in accordance with Formula (IAA):



to at least one compound of formula (II)

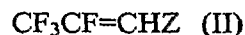


where each X is independently H or Cl. Preferably the one or more compounds of Formula (IAA) are trifluoropropene(s). Included in the preferred trifluoropropene compounds of the present invention is $CH_2=CClCF_3$ (HCFC-1223xf).

In certain preferred embodiments the compound of Formula (I) comprises a
10 compound wherein n is 1 and each X and Y is independently H, F or Cl. Such
embodiments include converting at least one C3 alkane of Formula (IB):



to at least one compound of formula (II)



15 where each X and Y is independently H, F or Cl. In certain preferred embodiments,
the Formula (IB) compound has at least two halogens on one terminal carbon and at
least two hydrogen atoms on the other terminal carbon. Preferably the compounds of
Formula (IB) contain at least four halogen substituents and even more preferably at
least five halogen substituents. In certainly highly preferred embodiments, the
20 conversion step of the present invention comprises converting a compound of Formula
(IB) wherein Y is F and all three X on one terminal carbon are F. Preferably the
compound of Formula (IB) is a penta-halogenated propane, preferably with at least
four fluorine substituents. Even more preferably the penta-halogenated propane of
Formula (IB) comprises a tetra-fluorinated, mono-chlorinated propane, including
25 chlorotetrafluoropropane ($C_3H_3F_4Cl$), including all isomers thereof, such as
1,1,1,2-tetrafluoro-2-chloropropane and 1-chloro-1,3,3,3-tetrafluoropropane (HFC-
244fa). Other preferred penta-halogenated compounds of Formula (IB) include
 $CH_2ClCHClCCl_3$, $CHCl_2CCl_2CH_2Cl$, $CHCl_2CHClCHCl_2$. Of course, combinations of
compounds of Formula (I), including combinations of compounds of Formulas (IA),
30 (IAA) and (IB) may be used.

In certain preferred embodiments, the step of converting a compound of
Formula (I) to at least one compound of Formula (II) comprises directly converting a

compound of Formula (I). In other embodiments, the step of converting a compound of Formula (I) to at least one compound of Formula (II) comprises indirectly converting a compound of Formula (I).

An example of indirect conversion embodiments includes converting a
5 compound of Formula (IA) to a compound of Formula (IAA), then converting said
Formula (IAA) compound to a Formula (IB) compound, and then converting the
Formula (IB) to the Formula (II) compound. In certain more specific indirect
conversion embodiments, the step of converting a compound of Formula (I) comprises
providing at least one monochlorotrifluorpropene in accordance with Formula (IAA),
10 preferably $\text{CF}_3\text{CCl}=\text{CH}_2$ (HFO-1233xf) and reacting said monochlorotrifluorpropene
under conditions effective to produce at least one monochlorotetrafluoropropane in
accordance with Formula (IB), preferably $\text{CF}_3\text{CFClCH}_3$ (HFC-244bb), which in turn is
preferably exposed to reaction conditions effective to produce at least one compound
in accordance with Formula (II), preferably HFO-1234yf. In preferred embodiments
15 said exposing step comprises conducting one or more of said reactions in a gas phase
in the presence of a catalyst, preferably a metal-based catalyst. Examples of such
preferred conversion steps are disclosed more fully hereinafter. Of course, it is
contemplated that in the broad scope of the invention that any of the Formula (I)
compounds may be converted, directly or indirectly, to a compound of Formula (II) in
20 view of the teachings contained herein.

In certain preferred embodiments the converting step comprises exposing the
compound of Formula (I), and preferably Formula (IA), (IAA) or Formula (IB), to one
or more sets of reaction conditions effective to produce at least one compound in
accordance with Formula (II). It is contemplated that in certain embodiments the
25 exposing step comprises reacting said one or more compound(s) of Formula (IA) or
(IAA) under conditions effective to produce chlorofluoropropane, more preferably a
propane in accordance with Formula (IBB):



where each X is independently F, Cl or H. In certain preferred embodiments, at least
30 one of said X in Formula (IBB) is H, and even more preferably all three X are H.

The preferred conversion step of the present invention is preferably carried out
under conditions, including the use of one or more reactions, effective to provide a

Formula (I) conversion of at least about 50%, more preferably at least about 75%, and even more preferably at least about 90%. In certain preferred embodiments the conversion is at least about 95%, and more preferably at least about 97%. Further in certain preferred embodiments, the step of converting the compound of Formula (I) to produce a compound of Formula (II) is conducted under conditions effective to provide a Formula (II) yield of at least about 75%, more preferably at least about 85%, and more preferably at least about 90%. In certain preferred embodiments a yield of about 95% or greater is achieved.

10 **DETAILED DESCRIPTION OF PREFERRED EMBODIMENTS**

One beneficial aspect of the present invention is that it enables the production of desirable fluoroolefins, preferably C3 fluoroolefins, using relatively high conversion and high selectivity reactions. Furthermore, the present methods in certain preferred embodiments permit the production of the desirable fluoroolefins, either directly or indirectly, from relatively attractive starting materials. For example, 2-chloro, 2,3,3,3-tetrafluoropropane is a compound that may in certain embodiments be an advantageous starting material because such products are relatively easy to handle.

Preferably the Formula (I) compound is exposed to reaction conditions effective to produce a reaction product containing one or more of the desired fluorolefins, preferably one or more compounds of Formula (II). Although it is contemplated that the exposure step in certain embodiments may effectively be carried out in a single reaction stage and/or under a single set of reaction conditions, as mentioned above, it is preferred in many embodiments that the conversion step comprise a series of reaction stages or conditions. In one preferred aspect of the present invention, the conversion step comprises: (a) reacting a compound of Formula (I) which is not a compound of Formula (IAA), preferably a compound of Formula (IA), in a gas and/or liquid phase reaction in the presence of at least a first catalyst to produce at least one compound of Formula (IAA), such as a monochloro-trifluoropropene, preferably HFO-1233xf; (b) reacting the at least one monochloro-trifluoropropene compound, in a gas and/or liquid phase and preferably in the presence of at least a catalyst, preferably a second catalyst which is different than the first catalyst, to produce at least one compound of Formula (IB) and even more preferably Formula

(IBB), such as monochloro-terafluoro-propane; and (c) reacting said compound of Formula (IB), in a gas and/or liquid phase, to produce the desired HFO, preferably HFO-1234yf. Each of the preferred reaction steps is described in detail below, with the headings being used for convenience but not necessarily by way of limitation.

5

I. FLUORINATION OF THE COMPOUND OF FORMULA I(A)

One preferred reaction step in accordance with the present invention may be described by those reactions in which the compound of Formula (IA) is fluorinated to produce a compound of Formula (IAA). In certain preferred embodiments, especially
10 embodiments in which the compound of Formula (IA) comprises $C(X)_2=CClC(X)_3$, where each X is independently H or Cl, the present converting step comprises first reacting said compound(s) by fluorinating said compound(s), preferably with HF in a gas phase, to produce an HFO that is at least trifluorinated, such as HFO-1223xf.
15 Preferably this gas phase reaction is at least partially catalyzed.

The preferred fluorination of the compound of Formula (IA) is preferably carried out under conditions effective to provide a Formula (IA) conversion of at least about 50%, more preferably at least about 75%, and even more preferably at least about 90%. In certain preferred embodiments the conversion is at least about 95%, and
20 more preferably at least about 97%. Further in certain preferred embodiments, the conversion of the compound of Formula (IA) comprises reacting such compound under conditions effective to produce at least one compound of Formula (IAA), such as monochlorotrifluoropropene (preferably $CF_3CCl=CH_2$ (HFO-1233xf)) at a selectivity of at least about 50%, more preferably at least about 70%, more preferably at least
25 about 80%, and even more preferably at least about 90%, with selectivities of about 95% or greater being achieved in certain embodiments.

In general, it is possible that the fluorination reaction step can be carried out in the liquid phase or in the gas phase, or in a combination of gas and liquid phases, and it is contemplated that the reaction can be carried out batch wise, continuous, or a
30 combination of these.

For embodiments in which the reaction comprises a liquid phase reaction, the reaction can be catalytic or non-catalytic. Preferably, a catalytic process is used.

Lewis acid catalyst, such as metal-halide catalysts, including antimony halides, tin halides, thallium halides, iron halides, and combinations of two or more of these, are preferred in certain embodiments. Metal chlorides and metal fluorides are particularly preferred. Examples of particularly preferred catalysts of this type include SbCl₅,
5 SbCl₃, SbF₅, SnCl₄, TiCl₄, FeCl₃ and combinations of two or more of these.

In preferred gas phase fluorination of Formula (I) compounds, preferably Formula (IA) compounds, the reaction is at least partially a catalyzed reaction, and is preferably carried out on a continuous basis by introducing a stream containing the compound of Formula (I), preferably Formula (IA), into one or more reaction vessels,
10 such as a tubular reactor. In certain preferred embodiments, the stream containing the compound of Formula (I), and preferably Formula (IA), is preheated to a temperature of from about 80°C to about 400°C, more preferably from about 150°C to about 400°C, and in certain embodiments preferably about 300°C, and introduced into a reaction vessel (preferably a tube reactor), which is maintained at the desired temperature,
15 preferably from about 80°C to about 700°C, more preferably from about 90°C to about 600°C, even more preferably in certain embodiments from about 400°C to about 600°C, more preferably from about 450°C to about 600°C, where it is preferably contacted with catalyst and fluorinating agent, such as HF.

Preferably the vessel is comprised of materials which are resistant to corrosion
20 as Hastelloy, Inconel, Monel and/or fluoropolymers linings.

Preferably the vessel contains catalyst, for example a fixed or fluid catalyst bed, packed with a suitable fluorination catalyst, with suitable means to ensure that the reaction mixture is maintained with the desired reaction temperature range.

Thus, it is contemplated that the fluorination reaction step may be performed
25 using a wide variety of process parameters and process conditions in view of the overall teachings contained herein. However, it is preferred in certain embodiments that this reaction step comprise a gas phase reaction, preferably in the presence of catalyst, and even more preferably a chromium-based catalyst (such as Cr₂O₃ catalyst), an iron-based catalyst (such as FeCl₃ on carbon (designated herein as FeCl₃/C for
30 convenience), and combinations of these. In preferred embodiments, the catalyst is a combination of the two aforementioned catalysts, where the reaction vessel contains in a first zone the chromium-based catalyst and in a second zone the iron-based catalyst.

The temperature of the reaction in the chromium-based catalyst reaction is preferably kept at a temperature of from about 200°C to about 600°C and even more preferably from about 250°C to about 500°C. The temperature of the reaction in the iron-based catalyst reaction zone is preferably kept at a temperature of from about 80°C to about 5 300°C and even more preferably from about 100°C to about 250°C.

In general it is also contemplated that a wide variety of reaction pressures may be used for the fluorination reaction, depending again on relevant factors such as the specific catalyst being used and the most desired reaction product. The reaction pressure can be, for example, superatmospheric, atmospheric or under vacuum, and in 10 certain preferred embodiments is from about 1 to about 200 psia, and in certain embodiments from about 1 to about 120 psia.

In certain embodiments, an inert diluent gas, such as nitrogen, may be used in combination with the other reactor feed(s).

It is contemplated that the amount of catalyst use will vary depending on the 15 particular parameters present in each embodiment.

II. FLUORINATION OF THE COMPOUND OF FORMULA I(AA)

The compound of Formula (IAA), preferably produced as described above, 20 then is preferably subject to further fluorination reaction(s) to produce a compound of Formula (IB), such as HCFC-244. Preferably this gas phase reaction is at least partially catalyzed.

The fluorination of the compound of Formula (IAA) is preferably carried out under conditions effective to provide a Formula (IAA) conversion of at least about 25 40%, more preferably at least about 50%, and even more preferably at least about 60%. Further in certain preferred embodiments, the conversion of the compound of Formula (IA) comprises reacting such compound under conditions effective to produce at least one monochlorotetrafluoropropane, preferably HCFC-244, at a selectivity of at least about 70%, more preferably at least about 80%, and even more preferably at least 30 about 85%, with selectivities of about 90% or greater being achieved in certain embodiments.

In general, it is possible that this fluorination reaction step can be carried out in the liquid phase or in the gas phase, or in a combination of gas and liquid phases, and it is contemplated that the reaction can be carried out batch wise, continuous, or a combination of these.

5 For embodiments in which the reaction comprises a liquid phase reaction, the reaction can be catalytic or non-catalytic. Preferably, a catalytic process is used. Lewis acid catalyst, such as metal-halide catalysts, including antimony halides, tin halides, thallium halides, iron halides, and combinations of two or more of these, are preferred in certain embodiments. Metal chlorides and metal fluorides are particularly
10 preferred. Examples of particularly preferred catalysts of this type include SbCl_5 , SbCl_3 , SbF_5 , SnCl_4 , TiCl_4 , FeCl_3 and combinations of two or more of these.

In preferred gas phase fluorination of Formula (IAA) compounds, the reaction is at least partially a catalyzed reaction, and is preferably carried out on a continuous basis by introducing a stream containing the compound of Formula (IAA) into one or
15 more reaction vessels, such as a tubular reactor. In certain preferred embodiments, the stream containing the compound of Formula (I), and preferably Formula (IAA), is preheated to a temperature of from about 50°C to about 400°C , and in certain embodiments preferably about 80°C . In other embodiments, it is preferred that the stream containing the compound of Formula (I), and preferably Formula (IAA), is
20 preheated to a temperature of from about 150°C to about 400°C , preferably about 300°C . This stream, preferably after preheating, is then preferably introduced into a reaction vessel (preferably a tube reactor), which is maintained at the desired temperature, preferably from about 50°C to about 250°C , more preferably from about
25 50°C to about 150°C , where it is preferably contacted with catalyst and fluorinating agent, such as HF.

Preferably the vessel is comprised of materials which are resistant to corrosion as Hastelloy, Inconel, Monel and/or fluoropolymers linings.

Preferably the vessel contains catalyst, for example a fixed or fluid catalyst bed, packed with a suitable fluorination catalyst, with suitable means to ensure that the
30 reaction mixture is maintained within about the desired reaction temperature range.

Thus, it is contemplated that the fluorination reaction step may be performed using a wide variety of process parameters and process conditions in view of the

overall teachings contained herein. However, it is preferred in certain embodiments that this reaction step comprise a gas phase reaction, preferably in the presence of catalyst, and even more preferably an Sb-based catalyst, such as catalyst which is about 50wt% SbCl_5/C . Other catalysts which may be used include: from about 3 to
5 about 6 wt% FeCl_3/C ; SbF_5/C ; about 20 wt% SnCl_4/C ; about 23 wt% TiCl_4/C ; and activated carbon. Preferably the catalyst comprises Cl_2 and HF pre-treated SbCl_5/C .

In general it is also contemplated that a wide variety of reaction pressures may be used for the fluorination reaction, depending again on relevant factors such as the specific catalyst being used and the most desired reaction product. The reaction
10 pressure can be, for example, superatmospheric, atmospheric or under vacuum and in certain preferred embodiments is from about 1 to about 200 psia, more preferably in certain embodiments from about 1 to about 120 psia.

In certain embodiments, an inert diluent gas, such as nitrogen, may be used in combination with the other reactor feed(s).

15 It is contemplated that the amount of catalyst use will vary depending on the particular parameters present in each embodiment.

III. DEHYDROHALOGENATION OF FORMULA (IB)

One preferred reaction step in accordance with the present invention may be
20 described by those reactions in which the compound of Formula (IB) is dehydrohalogenated to produce a compound of Formula (II). In certain preferred embodiments, the stream containing the compound of Formula (IB), and preferably Formula (IBB) is preheated to a temperature of from about 150°C to about 400°C, preferably about 350°C, and introduced into a reaction vessel, which is maintained at
25 about the desired temperature, preferably from about 200°C to about 700°C, more preferably from about 300°C to about 700°C, more preferably from about 300°C to about 450°C, and more preferably in certain embodiments from about 350°C to about 450°C.

Preferably the vessel is comprised of materials which are resistant to corrosion
30 as Hastelloy, Inconel, Monel and/or fluoropolymers linings. Preferably the vessel contains catalyst, for example a fixed or fluid catalyst bed, packed with a suitable dehydrohalogenation catalyst, with suitable means to heat the reaction mixture to

about the desired reaction temperature.

Thus, it is contemplated that the dehydrohalogenation reaction step may be performed using a wide variety of process parameters and process conditions in view of the overall teachings contained herein. However, it is preferred in certain
5 embodiments that this reaction step comprise a gas phase reaction, preferably in the presence of catalyst, and even more preferably a carbon- and/or metal-based catalyst, preferably activated carbon, a nickel-based catalyst (such as Ni-mesh) and combinations of these. Other catalysts and catalyst supports may be used, including
10 palladium on carbon, palladium-based catalyst (including palladium on aluminum oxides), and it is expected that many other catalysts may be used depending on the requirements of particular embodiments in view of the teachings contained herein. Of course, two or more any of these catalysts, or other catalysts not named here, may be used in combination.

The gas phase dehydrohalogenation reaction may be conducted, for example,
15 by introducing a gaseous form of a compound of Formula (IB) into a suitable reaction vessel or reactor. Preferably the vessel is comprised of materials which are resistant to corrosion as Hastelloy, Inconel, Monel and/or fluoropolymers linings. Preferably the vessel contains catalyst, for example a fixed or fluid catalyst bed, packed with a suitable dehydrohalogenation catalyst, with suitable means to heat the reaction
20 mixture to about the desired reaction temperature.

While it is contemplated that a wide variety of reaction temperatures may be used, depending on relevant factors such as the catalyst being used and the most desired reaction product, it is generally preferred that the reaction temperature for the dehydrohalogenation step is from about 200°C to about 800°C, more preferably from
25 about 400°C to about 800°C, and even more preferably from about 400°C to about 500°C, and more preferably in certain embodiments from about 300°C to about 500°C.

In general it is also contemplated that a wide variety of reaction pressures may be used, depending again on relevant factors such as the specific catalyst being used
30 and the most desired reaction product. The reaction pressure can be, for example, superatmospheric, atmospheric or under vacuum, and in certain preferred embodiments is from about 1 to about 200 psia, and even more preferably in certain

embodiments from about 1 to about 120 psia.

In certain embodiments, an inert diluent gas, such as nitrogen, may be used in combination with the other reactor feed(s). When such a diluent is used, it is generally preferred that the compound of Formula (I), preferably Formula (IB), comprise from
5 about 50% to greater than 99% by weight based on the combined weight of diluent and Formula (I) compound.

It is contemplated that the amount of catalyst use will vary depending on the particular parameters present in each embodiment.

Preferably in such dehydrofluorination embodiments as described in this
10 section, the conversion of the Formula (IB) compound is at least about 60%, more preferably at least about 75%, and even more preferably at least about 90%. Preferably in such embodiments, the selectivity to compound of Formula (II), preferably HFO-1234yf, is at least about 50%, more preferably at least about 70% and more preferably at least about 80%.

15

EXAMPLES

Additional features of the present invention are provided in the following examples, which should not be construed as limiting the claims in any way.

Example 1

20 **Preparation of $\text{CH}_2=\text{CClCH}_2\text{Cl}$ (2,3-Dichloro-1-propene) from $\text{CH}_2\text{ClCHClCH}_2\text{Cl}$**

About 8500 grams of 1,2,3-trichloropropane and about 88.0 grams Aliquat 336 were charged into a 30 liter glass vessel, equipped with TEFLON® shaft and stir
25 blades, heated with internal TEFLON® coated copper coils and refrigerant/heating circulation bath and refrigerated condenser. The mixture was then heated to about 73°C with medium speed agitation. At this temperature, about 10,000 grams of 25 wt% NaOH/H₂O solution is added into the reactor from a separate container over a 2 hour period of time. The pH was kept at about 14. After addition, the reaction progress was
30 monitored by GC and GC/MS. The conversion of 1,2,3-trichloropropane was about 97.5% and the selectivity to $\text{CH}_2=\text{CClCH}_2\text{Cl}$ was about 95.4%. After the stipulated reaction time, the mixture was cooled and about 4.0 liters of distilled and ionized water

was added into the mixture. The mixture was stirred for about 10 minutes and allowed to separate. The lower layer product (boiling point of about 92.5°C) was drained and distilled to substantially isolate and purify product. The crude yield before distillation was about 6408 grams (GC purity of about 93%).

5

Example 2

Preparation of $\text{HCCl}_2\text{CCl}_2\text{CH}_2\text{Cl}$ from $\text{CH}_2=\text{CClCH}_2\text{Cl}$

Chlorine was bubbled into about 82.4 g of 2,3-dichloropropene at about 10 to about 30 °C with the aid of ice bath cooling until a pale yellow color persisted for about 45 minutes. The crude product in an amount of about 130.4 g, consisted of about 93.6 % $\text{CH}_2\text{ClCCl}_2\text{CH}_2\text{Cl}$ and about 2.6 % 2,3-dichloropropene.

Five hundred grams of $\text{CH}_2\text{ClCCl}_2\text{CH}_2\text{Cl}$ was charged into a photoreactor. The jacket for the reactor as well as the jacket for the 450 W UV lamp were cooled to about 15°C using a circulating cooling bath. A total of about 150 g of chlorine was bubbled into the organic liquid over a period of about 2 hours. The crude product weighed about 591 g. GC analysis indicated a conversion of about 54.4 % and selectivity for the desired $\text{HCCl}_2\text{CCl}_2\text{CH}_2\text{Cl}$ of about 87 %. Distillation provided $\text{HCCl}_2\text{CCl}_2\text{CH}_2\text{Cl}$ in 99 % purity.

Example 3

Preparation of $\text{CCl}_2=\text{CClCH}_2\text{Cl}$ from $\text{HCCl}_2\text{CCl}_2\text{CH}_2\text{Cl}$

Aliquat-336® (about 0.26 g) and about 24.8 g of $\text{HCCl}_2\text{CCl}_2\text{CH}_2\text{Cl}$ were stirred rapidly at room temperature while adding about 20 g of 25 % aqueous NaOH over 19 minutes. Stirring was continued overnight before adding 30 mL water and allowing the phases to separate. The lower organic phase, in an amount of about 19.8 g, was about 97.5 % pure $\text{CCl}_2=\text{CClCH}_2\text{Cl}$ by GC analysis (96 % yield). Prior to fluorination, it was distilled (bp about 69 to about 72 °C at about 30 mm Hg) to remove any phase transfer catalyst. H NMR: δ 4.41 (s) ppm.

Example 4

Selective catalyzed-transformation of $\text{CCl}_2=\text{CClCH}_2\text{Cl}$ to $\text{CF}_3\text{CCl}=\text{CH}_2$ (HFO-1233xf) in gas-phase

An 22-inch long and 1/2-inch diameter Monel pipe gas-phase reactor is charged with about 120 cc of a catalyst or a mixture of two catalysts. In case of a mixture, Cr_2O_3 catalyst is kept at the bottom zone of the reactor at a constant temperature of about 270°C - 500°C and the other catalyst, such as FeCl_3/C , is kept at the middle and the top zone of the reactor at a constant temperature of about 120°C - 220°C . The reactor is mounted inside a heater with three zones (top, middle, and bottom). The reactor temperature is read by custom-made-5-point thermocouples kept inside at the middle of the reactor. The bottom of the reactor is connected to a pre-heater, which is kept at 300°C by electrical heating. The liquid-HF is fed from a cylinder into the pre-heater through a needle valve, liquid mass-flow meter, and a research control valve at a constant flow of about 1 to about 1000 grams per hour (g/h). The HF cylinder is kept at a constant pressure of 45 psig by applying anhydrous N_2 gas pressure into the cylinder head space. About 10 to about 1000 g/h of $\text{CCl}_2=\text{CClCH}_2\text{Cl}$ is fed as a liquid through a dip tube from a cylinder under about 45 psig of N_2 pressure. The organic flows from the dip tube to the preheater (kept at about 250°C) through a needle valve, liquid mass-flow meter, and a research control valve at a constant flow of 1-1000 g/h. The organic is also fed as a gas while heating the cylinder containing organic at about 220°C . The gas coming out of the cylinder is passed through a needle valve and a mass flow controller into the preheater. The organic line from the cylinder to the pre-heater is kept at about 200°C by wrapping with constant temperature heat trace and electrical heating elements. All feed cylinders are mounted on scales to monitor their weight by difference. The catalysts are dried at the reaction temperature over a period of about 8 hours and then pretreated with about 50 g/h of HF under atmospheric pressure over a period of about 6 hours and then under 50 psig HF pressure over another period of about 6 hours before contacting with organic feed containing $\text{CCl}_2=\text{CClCH}_2\text{Cl}$. The reactions are run at a constant reactor pressure of about 0 to about 150 psig by controlling the flow of reactor exit gases by another research control valve. The gases exiting reactor are analyzed by on-line GC and GC/MS connected through a hotbox valve arrangement to prevent condensation. The conversion of $\text{CCl}_2=\text{CClCH}_2\text{Cl}$ is about 70 to about 100% and the selectivity to 1233xf is about 80% to about 95%, respectively. The product is collected by flowing the reactor exit gases through a scrubber solution comprising about 20wt% to about 60 wt% . KOH in water and then

trapping the exit gases from the scrubber into a cylinder kept in dry ice or liquid N₂. The product, 1233xf is then substantially isolated by distillation. The results are tabulated in Table 1.

5 **Table 1: Transformation of CCl₂=CClCH₂Cl to CF₃CCl=CH₂ (CCl₂=CClCH₂Cl + 3HF → CF₃CCl=CH₂ + 3HCl)**

#	Catalyst	T, °C	HF flow, g/h	CCl ₂ =CClCH ₂ Cl flow, g/h	% Conv of CCl ₂ =CClCH ₂ Cl	% Sel to 1233xf
1	10% v/v Cr ₂ O ₃ - 90% v/v FeCl ₃ /C	350/150	50	12	79	81
2	20% v/v Cr ₂ O ₃ - 80% v/v FeCl ₃ /C	350/150	50	12	83	86
3	30% v/v Cr ₂ O ₃ - 70% v/v FeCl ₃ /C	350/150	50	12	89	96
4	30% v/v Cr ₂ O ₃ - 70% v/v FeCl ₃ /C	350/150	70	12	79	93
5	30% v/v Cr ₂ O ₃ - 70% v/v FeCl ₃ /C	345/170	50	25	85	90
6	Cr ₂ O ₃	350	50	20	90	93

#	Catalyst	T, °C	HF flow, g/h	CCl ₂ =CClCH ₂ Cl flow, g/h	% Conv of CCl ₂ =CClCH ₂ Cl	% Sel to 1233xf
7	FeCl ₃ /C	150	50	20	74	39
8	SbCl ₅ /C	150	50	20	81	52

Reaction conditions: Catalyst used (total) 120 cc; pressure, 1.5 psig;

5 Examples 5A and 5B

Liquid-phase catalytic fluorination of CF₃CCl=CH₂ (1233xf) with HF to CF₃CFCICH₃ (244bb)

Example 5A

About 327 grams of HF, about 50 grams 1233xf, and about 75 grams SbCl₅ were charged into a 1-L autoclave. The reaction mixture was stirred at a temperature of about 80°C for about 3 hours under about 620 psig of pressure. After the reaction, the reactor was cooled to about 0°C and about 300 ml water was then added slowly into the autoclave over a period of about 45 min. After complete addition of water under stirring, the reactor was cooled to room temperature and then the overhead gases were transferred to another collecting cylinder. The yield of CF₃CFCICH₃ was about 90% at a 1233xf conversion level of about 98%. The other major by-products were CF₃CF₂CH₃ (2%), and an unidentified isomer of a C₄ compound of the general formula, C₄H₃Cl₃F₄ (8%).

20 Example 5B

About 327 grams HF, about 50 grams 1233xf, and about 75 grams SbCl₅ were charged into a 1-L autoclave. The reaction mixture was stirred at 80°C for about 3 hours under about 625 psig of pressure. After the reaction, the reactor was cooled to about 45°C and then the overhead gas mixture was passed through a well dried KF, NaF, or Al₂O₃ (350 g) packed column kept at about 80°C to strip off HF from the gas stream. The gases coming out of the column are collected in a cylinder kept in dry ice

(-70°C) bath. The yield of $\text{CF}_3\text{CFCICH}_3$ was 87% at a 1233xf conversion level of 93%. The other major by-products were $\text{CF}_3\text{CF}_2\text{CH}_3$ (1%), and an unidentified isomer of a C4 compound of the general formula, $\text{C}_4\text{H}_3\text{Cl}_3\text{F}_4$ (7%). The product, $\text{CF}_3\text{CFCICH}_3$ was isolated by distillation with 98% purity.

5

Example 6

Gas-phase catalytic fluorination of $\text{CF}_3\text{CCl}=\text{CH}_2$ (1233xf) with HF to $\text{CF}_3\text{CFCICH}_3$ (244bb)

10 A 22-inch (1/2-inch diameter) Monel tube gas phase reactor was charged with about 120 cc of a catalyst. The reactor was mounted inside a heater with three zones (top, middle and bottom). The reactor temperature was read by a custom made 5-point thermocouple kept at the middle inside of the reactor. The inlet of the reactor was connected to a pre-heater, which was kept at about 300°C by electrical heating.

15 Organic (1233xf) was fed from a cylinder kept at 70°C through a regulator, needle valve, and a gas mass-flow-meter. The organic line to the pre-heater was heat traced and kept at a constant temperature of about 73°C by electrical heating to avoid condensation. N_2 was used as a diluent in some cases and fed from a cylinder through a regulator and a mass flow controller into the pre-heater. All feed cylinders were

20 mounted on scales to monitor their weight by difference. The reactions were run at a constant reactor pressure of from about 0 to about 100 psig by controlling the flow of reactor exit gases by another research control valve. The gas mixtures exiting reactor was analyzed by on-line GC and GC/MS connected through a hotbox valve arrangements to prevent condensation. The conversion of 1233xf was from about 50%

25 to about 65% and the selectivity to 244 isomer ($\text{CF}_3\text{CFCICH}_3$) was from about 90% to about 93% depending on the reaction conditions using 120 cc of 50 wt% SbCl_5/C as the catalyst at about 65°C to about -85°C with a HF flow of about 50 g/h and organic flow of about 15 g/h. No $\text{CF}_3\text{CF}_2\text{CH}_3$ was observed under the reaction conditions. The catalyst is pretreated at first with 50 g/h HF at about 65°C for about 2 hours and then

30 with about 50 g/h HF and about 200 sccm of Cl_2 at about 65°C for about 4 hours. After pre-treatment, about 50 sccm of N_2 is flows over a period of about 40 minutes through the catalyst bed to sweep free chlorine from the catalyst surface prior to interacting

with the organic feed (1233xf). Pretreatment is considered important to many embodiments of the invention. The products were collected by flowing the reactor exit gases through a 20-60 wt% aqueous KOH scrubber solution and then trapping the exit gases from the scrubber into a cylinder kept in dry ice or liquid N₂. The products were then isolated by distillation. About 50 wt% SbCl₅/C, about 3 to about 6 wt% FeCl₃/C, , 20 wt% SnCl₄/C, and about 23 wt% TiCl₄/C, using 4 different kind of activated carbon such as Shiro saga, Calgon, Norit, and Aldrich were used as the catalyst at from about 60 to about 150°C. Among all the catalysts used for this reaction, Cl₂ and HF pre-treated SbCl₅/C was found to be generally preferred in terms of activity. The results using SbCl₅ as the catalyst are shown in Table 2.

Table 2: Catalyzed-gas-phase transformation of CF₃CCl=CH₂ to CF₃CFCICH₃

#	Cat	T, °C	Conv. of CF ₃ CCl=CH ₂ (1233xf)	Sel. to CF ₃ CFCICH ₃
1	10 wt% SbCl ₅ /C	60	15	100
2	20 wt% SbCl ₅ /C	60	21	98
3	30 wt% SbCl ₅ /C	60	32	98
4	50 wt% SbCl ₅ /C	60	55	97
5	50 wt% SbCl ₅ /C	80	62	93
6	50 wt% SbCl ₅ /C	100	56	87
7	60 wt% SbCl ₅ /C	60	59	91
8	50 wt% SbCl ₅ /NORIT RFC 3 Activated Carbon	60	34	92
9	50 wt% SbCl ₅ /Shiro Saga Activated Carbon	60	56	96
10	50 wt% SbCl ₅ /Aldrich Activated Carbon	60	57	94

Reaction conditions: 1233xf flow, 150 sccm; HF flow 50 g/h; pressure, 2.5-5.3 psig; in 1-5 reactions Calgon activated carbon is used as the catalyst support; catalyst, 120 cc. All catalysts are pre-treated with Cl₂ and HF prior to contacting with 1233xf.

15

Example 7**Conversion of CF₃CFCICH₃ to CF₃CF=CH₂ in gas-phase**

A 22-inch (1/2-inch diameter) Monel tube gas phase reactor was charged with 120 cc of catalyst. The reactor was mounted inside a heater with three zones (top, middle and bottom). The reactor temperature was read by custom made 5-point thermocouples kept at the middle inside of the reactor. The inlet of the reactor was connected to a pre-heater, which was kept at about 300°C by electrical heating. Organic (CF₃CFCICH₃) was fed from a cylinder kept at about 65°C through a regulator, needle valve, and a gas mass-flow-meter. The organic line to the pre-heater was heat traced and kept at a constant temperature of from about 65°C to about 70°C by electrical heating to avoid condensation. The feed cylinder was mounted on scales to monitor their weight by difference. The reactions were run at a constant reactor pressure of from about 0 to about 100 psig by controlling the flow of reactor exit gases by another research control valve. The gas mixture exiting reactor was analyzed by on-line GC and GC/MS connected through a hotbox valve arrangement to prevent condensation. The conversion of CF₃CFCICH₃ was almost 98% and the selectivity to HFO-1234yf was from about 69% to about 86% depending on the reaction conditions. The products were collected by flowing the reactor exit gases through a about 20wt% to about 60 wt% of aqueous KOH scrubber solution and then trapping the exit gases from the scrubber into a cylinder kept in dry ice or liquid N₂. The products were then isolated by distillation. Results are tabulated in T-able 3.

Table 3: Catalyzed-transformation of CF₃CFCICH₃ to HFO-1234yf

#	Cat	T, °C	Flow rate, CF ₃ CFCICH ₃ (244 isomer) sccm	Conversion of 244	1234yf (Sel. %)
1	A	400	150	100	46
2	B	400	150	96	63
3	C	400	100	100	64
4	D	400	100	99	93
5	D	400	150	92	89

#	Cat	T, °C	Flow rate, CF ₃ CFCICH ₃ (244 isomer) sccm	Conversion of 244	1234yf (Sel. %)
6	E	400	100	96	56
7	F	400	100	87	51
8	G	400	100	100	37

Reaction conditions: pressure, 2.5-5.3 psig; catalyst, 100 cc, A is NORIT RFC 3; B is Shiro-Saga activated carbon; C is Aldrich activated carbon; D is Calgon activated carbon; activated carbon; E is 0.5 wt% Pd/C; F is 0.5 wt% Pt/C; G is Ni-mesh; Organic cylinder temperature-65°C; CF₃CFCICH₃ (244) line to the preheater-60°C; Preheater, 350°C; P-5 psig.

Example 8

Selective catalyzed-transformation of CCl₃CCl=CH₂ to CF₃CCl=CH₂ (HFO-1233xf) in gas-phase

10

A 22-inch long and 1/2-inch diameter Monel pipe gas phase reactor was charged with 120 cc of a catalyst or a mixture of two catalysts. In case of a mixture, Cr₂O₃ catalyst is kept at the bottom zone of the reactor at a substantially constant temperature of from about 270°C to about 500°C and the other catalyst, such as FeCl₃/C is kept at the middle and the top zone of the reactor at a substantially constant temperature of from about 120°C to about 220°C. The reactor was mounted inside a heater with three zones (top, middle, and bottom). The reactor temperature was read by custom-made-5-point thermocouples kept inside at the middle of the reactor. The bottom of the reactor was connected to a pre-heater, which was kept at about 300°C by electrical heating. The liquid-HF was fed from a cylinder into the pre-heater through a needle valve, liquid mass-flow meter, and a research control valve at a substantially constant flow of from about 1 to about 1000 g/h. The HF cylinder was kept at a substantially constant pressure of about 45 psig by applying anhydrous N₂ gas pressure into the cylinder head space. A feed rate of from about 10 g/h to about 1000 g/h of CCl₃CCl=CH₂ was fed as a liquid through a dip tube from a cylinder under about 45 psig of N₂ pressure. The organic was flown from the dip tube to the pre-heater (kept at

25

about 250°C) through needle valve, liquid mass-flow meter, and a research control valve at a substantially constant flow of from about 1 to about 1000 g/h. The organic is also fed as a gas while heating the cylinder containing organic at about 220°C. The gas effluent from the cylinder is passed through a needle valve and a mass flow controller
5 into the pre-heater. The organic line from the cylinder to the pre-heater was kept at about 200°C by wrapping with constant temperature heat trace and electrical heating elements. All feed cylinders were mounted on scales to monitor their weight by difference. The catalysts were dried at the reaction temperature over a period of about 8 hours and then pretreated with about 50 g/h of HF under atmospheric pressure over a
10 6 hour period and then under about 50 psig HF pressure over a 6 hour period before contacting with organic feed, $\text{CCl}_3\text{CCl}=\text{CH}_2$. The reactions were run at a substantially constant reactor pressure ranging from about 0 to about 150 psig by controlling the flow of reactor exit gases by another research control valve. Those gases exiting reactor were analyzed by on-line GC and GC/MS connected through a hotbox valve
15 arrangements to prevent condensation. The conversion of $\text{CCl}_3\text{CCl}=\text{CH}_2$ was in a range of from about 90% to about 100% and the selectivity to $\text{CF}_3\text{CCl}=\text{CH}_2$ (1233xf) was about 79%. . The effluent contained in addition HFO-1243zf in an amount of about 7.7%, 1232-isomer in an amount of about 1.3%, and 1223 in an amount of about 0.8%, and an unidentified byproduct. The product was collected by flowing the reactor exit
20 gases through a 20-60 wt% aq. KOH scrubber solution and then trapping the exit gases from the scrubber into a cylinder kept in dry ice or liquid N_2 . The product, 1233xf was then substantially isolated by distillation. Using only Cr_2O_3 catalyst, a selectivity of about 68% to 1233xf at a conversion level of about 79% was achieved.

25 Examples 9A – 9D

Direct Liquid-phase catalytic fluorination of $\text{CCl}_3\text{CCl}=\text{CH}_2$ with HF to $\text{CF}_3\text{CFCICH}_3$ (244-isomer)

Example 9A

30 About 327 grams HF, about 50 grams $\text{CCl}_3\text{CCl}=\text{CH}_2$, and about 75 grams SbCl_5 were charged into a 1-L autoclave. The reaction mixture was stirred at about

80°C for about 3 hours under about 610 psig of pressure. After the reaction, the reactor was cooled to about 40°C and about 300 ml water was then added slowly into the autoclave over a period of about 45 min. After complete addition of water under stirring, the reactor was cooled to about room temperature and then the overhead gases were transferred to another collecting cylinder. The yield of $\text{CF}_3\text{CFCICH}_3$ was about 89% at a $\text{CCl}_3\text{CCl}=\text{CH}_2$ conversion level of about 88%. The other major by-products were $\text{CF}_3\text{CF}_2\text{CH}_3$ (2%), and an unidentified isomer of a C4 compound of the general formula, $\text{C}_4\text{H}_3\text{Cl}_3\text{F}_4$ (8%).

10 **Example 9B**

About 327 grams HF, about 50 grams $\text{CCl}_3\text{CCl}=\text{CH}_2$, and about 75 grams SbCl_5 were charged into a 1-L autoclave. The reaction mixture was stirred at about 100°C for about 3 hours under about 685 psig of pressure. After the reaction, the reactor was cooled to about 40°C and about 300 ml water was then added slowly into the autoclave over a period of about 45 minutes. After complete addition of water under stirring, the reactor was cooled to room temperature and then the overhead gases were transferred to another collecting cylinder. The yield of $\text{CF}_3\text{CFCICH}_3$ was about 78% at a $\text{CCl}_3\text{CCl}=\text{CH}_2$ conversion level of about 100%. The other major by-products were $\text{CF}_3\text{CF}_2\text{CH}_3$ (about 4%), and an unidentified isomer of a C4 compound of the general formula, $\text{C}_4\text{H}_3\text{Cl}_3\text{F}_4$ (about 13%).

Example 9C

About 327 grams HF, about 50 grams $\text{CCl}_3\text{CCl}=\text{CH}_2$, and about 75 grams SbCl_5 were charged into a 1-L autoclave. The reaction mixture was stirred at about 125°C for about 6 hours under about 825 psig of pressure. After the reaction, the reactor was cooled to about 40°C and about 300 ml water was then added slowly into the autoclave over a period of about 45 min. After complete addition of water under stirring, the reactor was cooled to about room temperature and then the overhead gases were transferred to another collecting cylinder. The major products were $\text{CF}_3\text{CF}_2\text{CH}_3$ (about 53%) and $\text{CF}_3\text{CFCICH}_3$ (about 25%) at a $\text{CCl}_3\text{CCl}=\text{CH}_2$ conversion level of

about 100%. The other major by-products were and unidentified isomer of a C4 compound of the general formula, $C_4H_3Cl_3F_4$ (8%) and tar.

Example 9D

About 327 grams HF, about 50 grams $CCl_3CCl=CH_2$, and about 75 g $SbCl_5$ were charged into a 1-L autoclave. The reaction mixture was stirred at about 150°C for about 6 hours under about 825 psig of pressure. After the reaction, the reactor was cooled to about 40°C and about 300 ml water was then added slowly into the autoclave over a period of about 45 minutes. After complete addition of water under stirring, the reactor was cooled to about room temperature and then the overhead gases were transferred to another collecting cylinder. The major products were $CF_3CF_2CH_3$ (about 57%) and $CF_3CFCICH_3$ (about 15%) at a $CCl_3CCl=CH_2$ conversion level of about 100%. The other major by-products were and unidentified isomer of a C4 compound of the general formula, $C_4H_3Cl_3F_4$ (about 11%) and tar.

Example 10

15 **Catalytic conversion of $CF_3CF_2CH_3$ to $CF_3CF=CH_2$**

A 22-inch (1/2-inch diameter) Monel tube gas phase reactor was charged with 120 cc of a catalyst. The reactor was mounted inside a heater with three zones (top, middle and bottom). The reactor temperature was read by custom made 5-point thermocouples kept at the middle inside of the reactor. The inlet of the reactor was connected to a pre-heater, which was kept at about 300°C by electrical heating. Organic material (245cb) was fed from a cylinder kept at about 65°C through a regulator, needle valve, and a gas mass-flow-meter. The organic line to the pre-heater was heat traced and kept at a substantially constant temperature in a range of from about 65°C to about 70°C by electrical heating to avoid condensation. The feed cylinder was mounted on a scale to monitor its weight by difference. The reactions were run at a substantially constant reactor pressure of from about 0 to about 100 psig by controlling the flow of reactor exit gases by another research control valve. The gas mixtures exiting reactor was analyzed by on-line GC and GC/MS connected through a hotbox valve arrangements to prevent condensation. The conversion of 245cb was in

the range of from about 30% to about 70% and the selectivity to 1234yf was in the range of from about 90% to about 100% depending on the reaction conditions. The products were collected by flowing the reactor exit gases through a 20-60-wt% of aq. KOH scrubber solution and then trapping the exit gases from the scrubber into a cylinder kept in dry ice or liquid N₂. The products were then substantially isolated by distillation. Results are tabulated in Table 4.

Table 4: Transformation of CF₃CF₂CH₃ to 1234yf

#	Cat	T, °C	H ₂ , sccm	CF ₃ CF ₂ CH ₃ (245cb) sccm	Conversion of 245cb, %	1234yf (Sel. %)
1	A	575	0	65	79	63
2	B	575	0	68	82	57
3	C	575	0	73	73	61
4	D	575	0	68	84	59
5	D	575	20	68	89	73
6	E	550	0	69	92	53
7	F	550	0	67	93	33
8	G	550	0	69	73	46

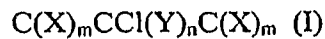
Reaction conditions: pressure, 2.5-5.3 psig; catalyst, 100 cc, A is NORIT RFC 3; B is Shiro-Saga activated carbon; C is Aldrich activated carbon; D is Calgon activated carbon; E is 0.5 wt% Pd/C; F is 0.5 wt% Pt/C; G is Ni-mesh; Organic cylinder temperature is about 65°C; CF₃CF₂CH₃ (245cb) line to the preheater is maintained at about 50°C; preheater temperature is maintained at about 350°C; N₂ flow is not used; pressure is maintained at about 3 psig.

Having thus described a few particular embodiments of the invention, various alterations, modifications, and improvements will readily occur to those skilled in the art. Such alterations, modifications, and improvements, as are made obvious by this disclosure, are intended to be part of this description though not expressly stated herein, and are intended to be within the spirit and scope of the invention.

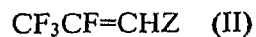
Accordingly, the foregoing description is by way of example only, and not limiting.

WHAT IS CLAIMED IS:

1. A method for producing fluorinated organic compounds comprising converting at least one compound of Formula (I)



5 to at least one compound of Formula (II)



where each X, Y and Z is independently H, F, Cl, I or Br, and each m is independently 1, 2 or 3, and n is 0 or 1.

2. The method of claim 1 wherein said at least one compound of Formula
10 (I) comprises a compound wherein n is 0, each X is independently H or Cl, and Z is H.

3. The method of claim 1 wherein said at least one compound of Formula (I) comprises a compound Formula (IA):



wherein X is as identified in claim 1.

15 4. The method of claim 3 wherein Z in said compound of Formula (II) is H.

5. The method of claim 3 wherein X is independently H or Cl.

6. The method of claim 1 wherein said at least one compound of Formula (I) comprises at least one tetrachloropropene.

20 7. The method of claim 1 wherein said at least one compound of Formula (I) is selected from the group consisting of $CH_2=CClCCl_3$, $CCl_2=CClCH_2Cl$, $CHCl=CClCCl_2H$, and combinations of these.

8. The method of claim 1 wherein said at least one compound of Formula (I) comprises a compound Formula (IAA):

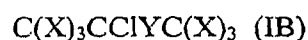


wherein X is as identified in claim 1.

5 9. The method of claim 8 wherein each X in said compound of Formula (IAA) is independently H or Cl.

10. The method of claim 1 wherein said at least one compound of Formula (I) comprises $CH_2=CClCF_3$ (HCFC-1223xf).

10 11. The method of claim 1 wherein said at least one compound of Formula (I) comprises a compound of Formula (IB):



wherein X and Y are as identified in claim 1.

15 12. The method of claim 11 wherein said Formula (IB) compound has at least two halogens on one terminal carbon and at least two hydrogen atoms on the other terminal carbon.

13. The method of claim 12 wherein said at least one compound of Formula (IB) comprises at least one propene having at least four halogen substituents.

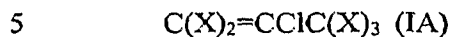
14. The method of claim 12 wherein said at least one compound of Formula (IB) comprises at least one propene having at least five halogen substituents.

20 15. The method of claim 12 wherein Y is F and all three X on one terminal carbon are F in said at least one compound of Formula (IB).

16. The method of claim 12 wherein said at least one compound of Formula (IB) is selected from the group consisting of 1,1,1,2-tetrafluoro-2-chloropropane, 1-

chloro-1,3,3,3-tetrafluoropropane (HFC-244fa), $\text{CH}_2\text{ClCHClCCl}_3$, $\text{CHCl}_2\text{CCl}_2\text{CH}_2\text{Cl}$, $\text{CHCl}_2\text{CHClCHCl}_2$, and combinations of these.

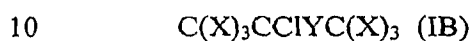
17. The method of claim 1 wherein said compound of Formula (I) comprises at least one compound of Formula (IA)



and said converting step comprises converting said Formula (IA) compound to a compound of Formula (IAA)



and then converting said compound of Formula (IAA) to a compound of Formula (IB)



wherein X and Y are each as identified in claim 1, and then converting said compound of Formula (IB) to a compound of Formula (II).

18. The method of claim 17 wherein said compound of Formula (IAA) comprises $\text{CF}_3\text{CCl}=\text{CH}_2$ (HFO-1223xf) under conditions effective to produce at least one monochlorotetrafluoropropane in accordance with Formula (IB).

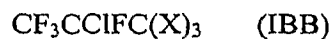
19. The method of claim 17 wherein said monochlorotetrafluoropropane in accordance with Formula (IB) comprises $\text{CF}_3\text{CFCICH}_3$ (HFC-244fa).

20. The method of claim 19 wherein said $\text{CF}_3\text{CFCICH}_3$ (HFC-244fa) is exposed to reaction conditions effective to produce at least one compound in accordance with Formula (II) wherein Z is H.

21. The method of claim 20 wherein said exposing step comprises at least one gas phase catalytic reaction.

22. The method of claim 1 wherein said exposing step comprises reacting said at least one compound of Formula (I) in which n is 0 under conditions effective to produce at least one chlorofluoropropane.

23. The method of claim 22 wherein said least one chlorofluoropropane is a
5 compound in accordance with Formula (IBB):

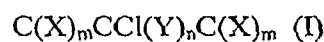


where each X is independently F, Cl or H.

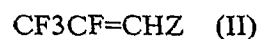
24. The method of claim 23 wherein at least one of said X in Formula (IBB) is H.

10 25. The method of claim 24 wherein all three X in Formula (IBB) are H.

26. A method for producing fluorinated organic compounds comprising providing at least one compound of Formula (I)



and exposing said Formula (I) compound to reaction conditions effective to convert at
15 least about 50% of said compound to a compound of Formula (II)



where each X, Y and Z is independently H, F, Cl, I or Br, and each m is independently 1, 2 or 3, and n is 0 or 1.

27. The method of claim 26 wherein said exposing step comprises
20 exposing said Formula (I) compound to reaction conditions effective to convert at least about 90% of said compound to a compound of Formula (II).

28. The method of claim 26 wherein said exposing step comprises exposing said Formula (I) compound to reaction conditions effective to convert at least about 97% of said compound to a compound of Formula (II).

29. The method of claim 26 wherein said exposing step comprises exposing said Formula (I) compound to reaction conditions effective to produce a Formula (II) yield of at least about 75%.

30. The method of claim 26 wherein said exposing step comprises
5 exposing said Formula (I) compound to reaction conditions effective to produce a Formula (II) yield of at least about 90%.