



US0D1065129S

(12) **United States Design Patent**  
**Hirayama**

(10) **Patent No.:** **US D1,065,129 S**

(45) **Date of Patent:** **\*\* Mar. 4, 2025**

- (54) **WEARABLE SPEAKER**
- (71) Applicant: **Panasonic Intellectual Property Management Co., Ltd., Kadoma (JP)**
- (72) Inventor: **Kensuke Hirayama, Osaka (JP)**
- (73) Assignee: **PANASONIC INTELLECTUAL PROPERTY MANAGEMENT CO., LTD., Osaka (JP)**
- (\*\*) Term: **15 Years**

D811,366	S	*	2/2018	Mackiewicz	.....	D14/205
D815,058	S	*	4/2018	Liden	.....	D14/205
D815,059	S	*	4/2018	Liden	.....	D14/205
9,949,021	B1	*	4/2018	Voigt	.....	H04R 29/002
D816,635	S	*	5/2018	Miller	.....	D14/205
D821,352	S	*	6/2018	Liden	.....	D14/205
D826,898	S		8/2018	Kim et al.		
D830,341	S		10/2018	Yokozeki		
D830,995	S	*	10/2018	Shin	.....	D14/205
D830,997	S	*	10/2018	Park	.....	D14/205
D830,999	S	*	10/2018	Kim	.....	D14/205
D831,607	S	*	10/2018	Liden	.....	D14/205
D832,814	S	*	11/2018	Kim	.....	D14/205

(Continued)

- (21) Appl. No.: **29/895,061**
- (22) Filed: **Jun. 16, 2023**
- (51) **LOC (15) Cl.** ..... **14-01**
- (52) **U.S. Cl.**  
USPC ..... **D14/204**
- (58) **Field of Classification Search**  
USPC ..... D14/125, 155, 160, 167, 168, 170–172, D14/188, 193–198, 204, 205, 209.1, D14/210–217, 219, 221, 222, 223, 224, D14/239, 240, 300, 356, 358, 363, 496, D14/509  
CPC ... H04R 9/06; H04R 5/02; H04R 1/02; H04R 1/06; H04R 1/021; H04R 1/025; H04R 1/026; H04R 1/028; H04R 1/105; H04R 1/323; H04R 1/403; H04R 1/345; H04R 1/2834; H04R 1/2888; H04R 1/2803; H04R 1/288; H04R 1/2819; H04R 2400/07; H04R 2400/11; H04R 3/12  
See application file for complete search history.

**FOREIGN PATENT DOCUMENTS**

JP	1635924	S	7/2019
JP	1636045	S	7/2019

(Continued)

*Primary Examiner* — Khawaja Anwar  
*Assistant Examiner* — Megan Tiana Rakos  
 (74) *Attorney, Agent, or Firm* — WHDA, LLP

(57) **CLAIM**

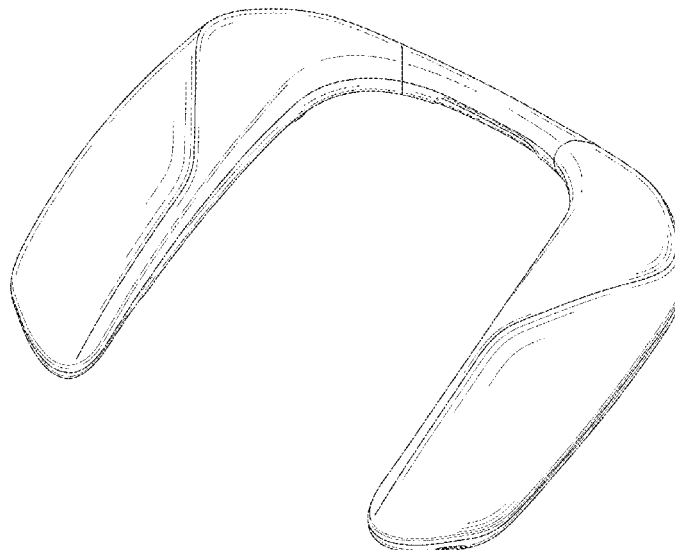
The ornamental design for a wearable speaker, as shown and described.

**DESCRIPTION**

FIG. 1 is a top perspective view of a wearable speaker showing my new design;  
 FIG. 2 is a bottom perspective view thereof;  
 FIG. 3 is a front elevational view thereof;  
 FIG. 4 is a rear elevational view thereof;  
 FIG. 5 is a left side elevational view thereof;  
 FIG. 6 is a right side elevational view thereof;  
 FIG. 7 is a top plan view thereof; and,  
 FIG. 8 is a bottom plan view thereof.  
 The broken lines in the drawings illustrate portions of the wearable speaker that form no part of the claimed design.

**1 Claim, 8 Drawing Sheets**

- (56) **References Cited**  
U.S. PATENT DOCUMENTS  
D719,929 S 12/2014 Rye et al.  
D736,740 S \* 8/2015 Hwang ..... D14/205  
D793,357 S \* 8/2017 Afshar ..... D14/205  
D795,836 S \* 8/2017 Liden ..... D14/205  
D797,701 S \* 9/2017 Miller ..... D14/205



(56)

References Cited

U.S. PATENT DOCUMENTS

D842,268	S	3/2019	Singhal	
D851,625	S *	6/2019	Mackiewicz .....	D14/205
D854,512	S *	7/2019	Huang .....	D14/205
D856,972	S *	8/2019	Shin .....	D14/206
D896,777	S *	9/2020	Kim .....	D14/204
D940,681	S	1/2022	Sasaki	
D968,360	S *	11/2022	Omura .....	D14/205
D992,522	S *	7/2023	Maeda .....	D14/205
D992,526	S *	7/2023	Maeda .....	D14/205
D992,527	S *	7/2023	Maeda .....	D14/205
D1,021,844	S *	4/2024	Hatanaka .....	D14/205
2013/0156250	A1 *	6/2013	Hsu Huang .....	H04R 1/1075 381/385
2017/0195768	A1 *	7/2017	Kim .....	H04R 1/08
2018/0184191	A1 *	6/2018	Kim .....	H04R 1/1041
2020/0351590	A1 *	11/2020	Sube .....	H04R 5/033
2021/0375302	A1 *	12/2021	Hassel .....	H04R 3/12

FOREIGN PATENT DOCUMENTS

JP	1636046	S	7/2019
JP	1703848	S	1/2022
JP	1703849	S	1/2022
JP	1703850	S	1/2022
JP	1703851	S	1/2022
JP	1705149	S	1/2022
JP	1705150	S	1/2022

\* cited by examiner

FIG. 1

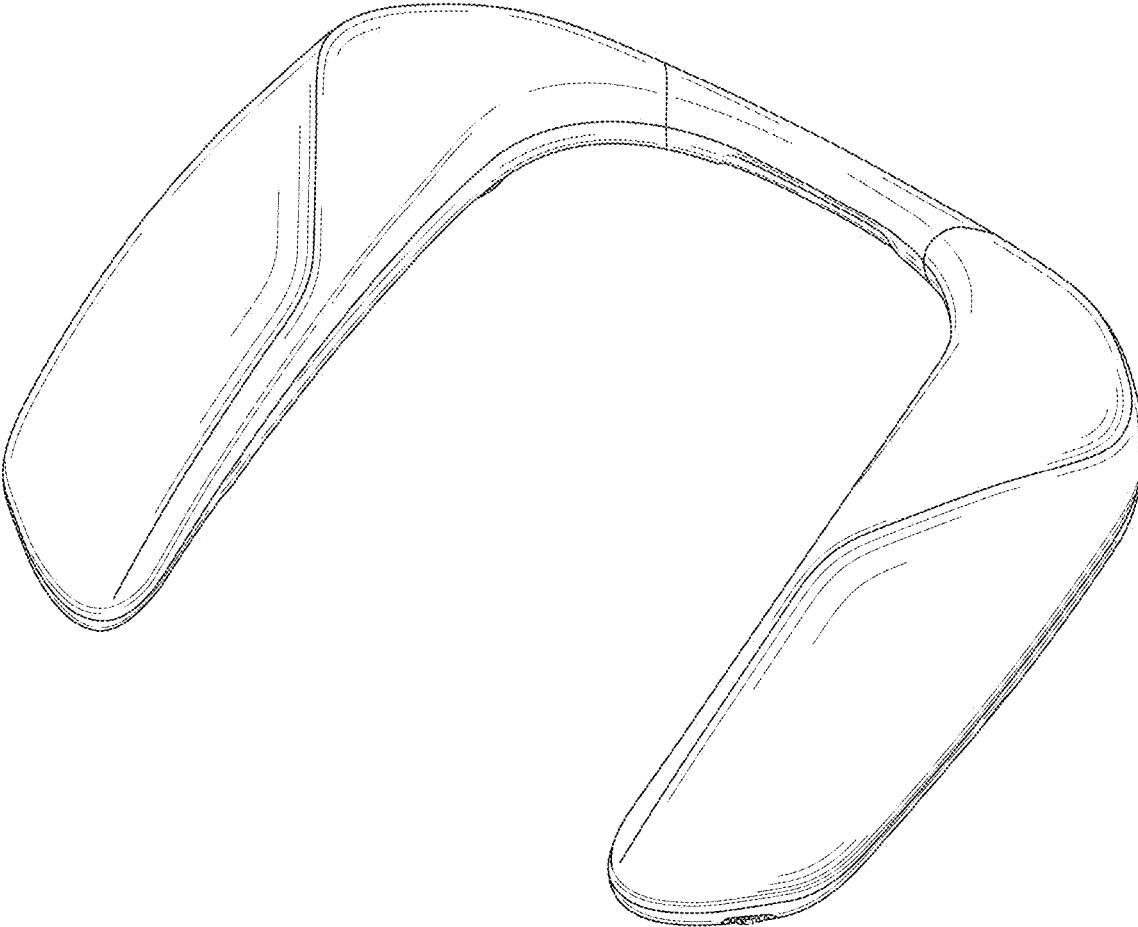


FIG. 2

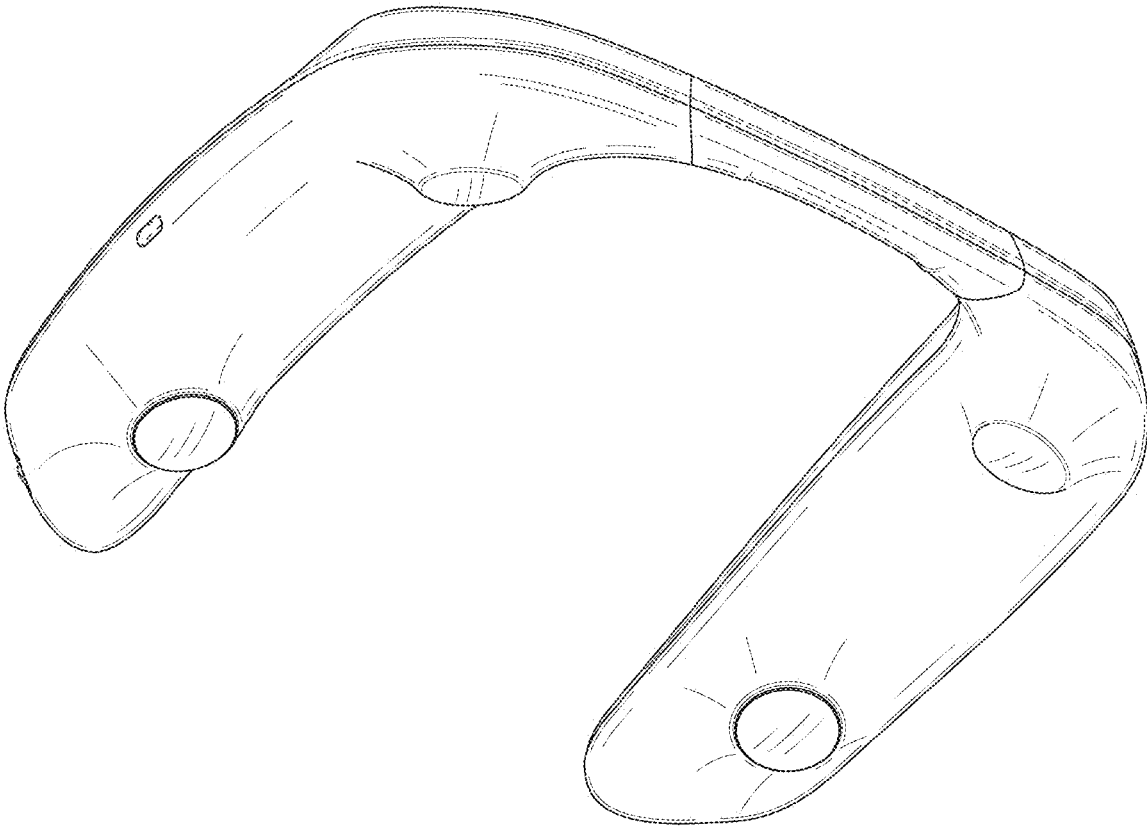


FIG. 3

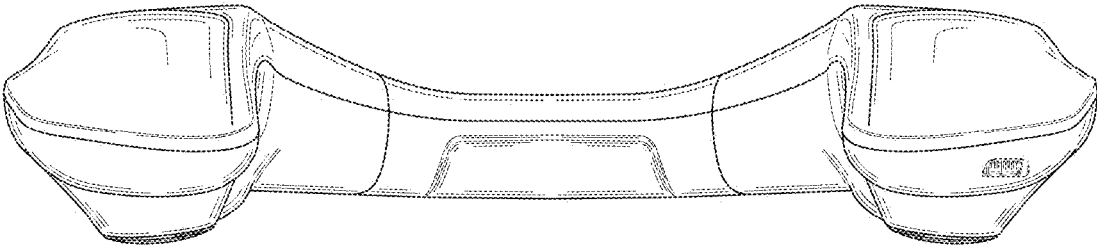


FIG. 4

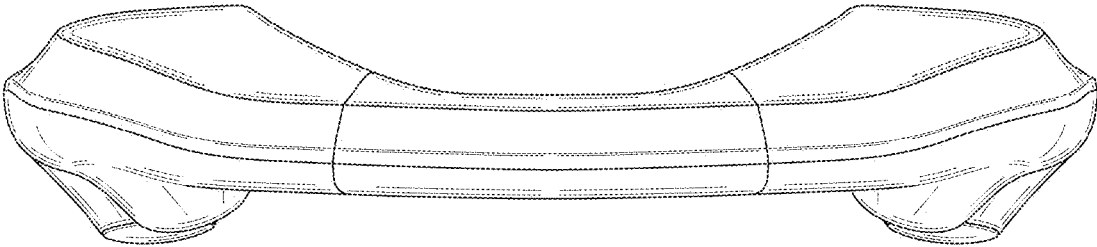


FIG. 5

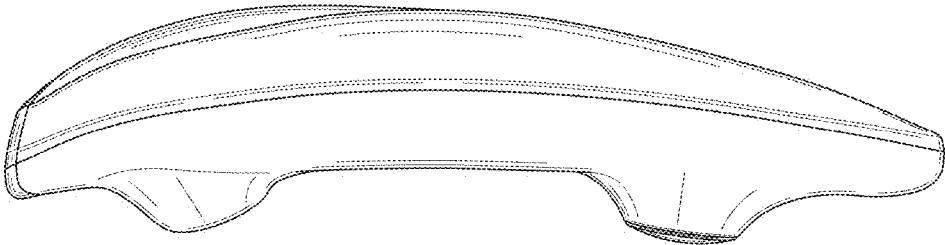


FIG. 6

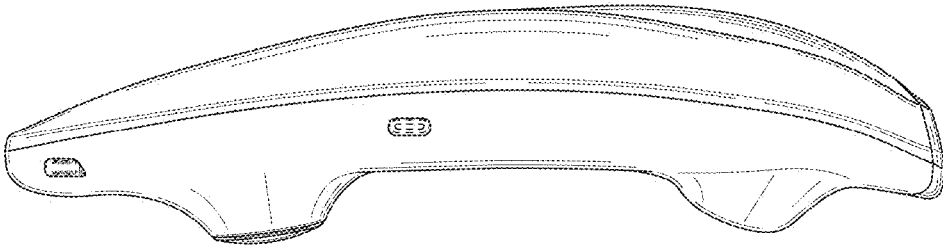


FIG. 7

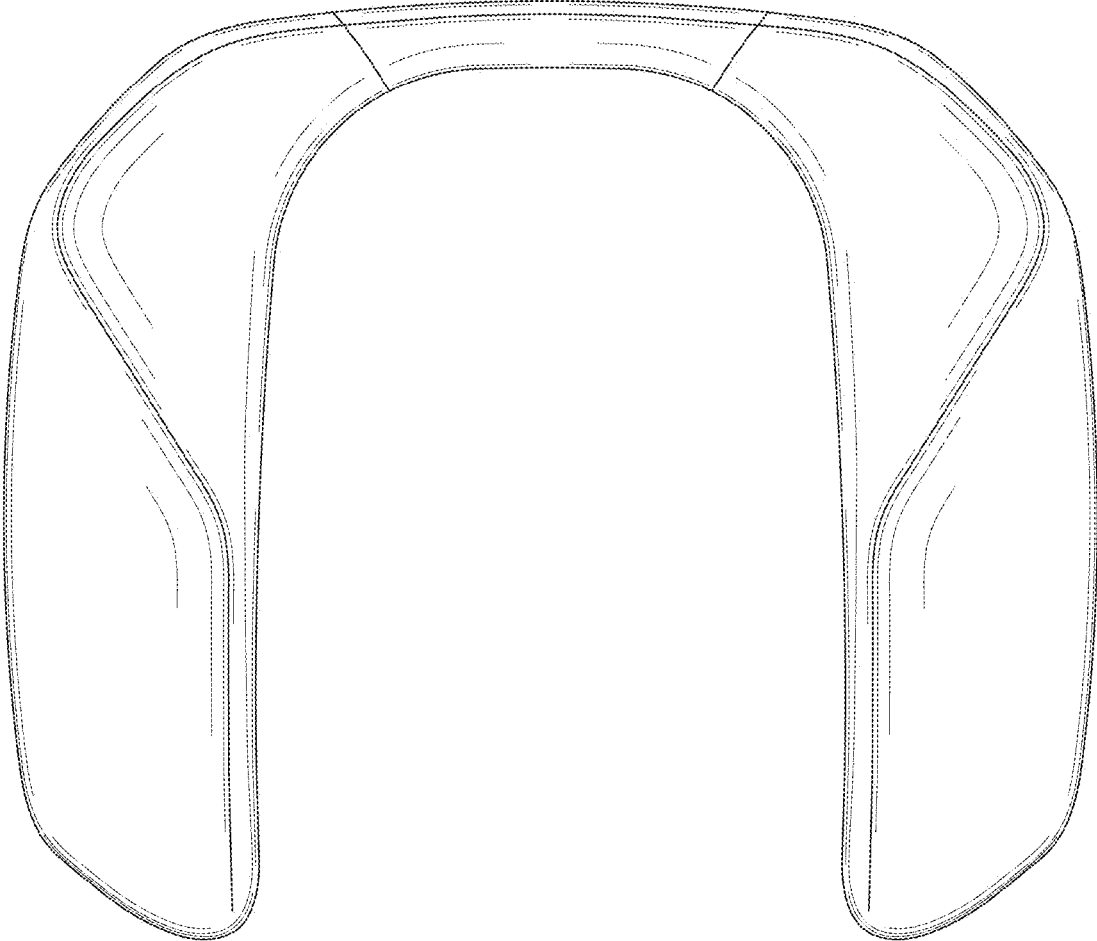


FIG. 8

