
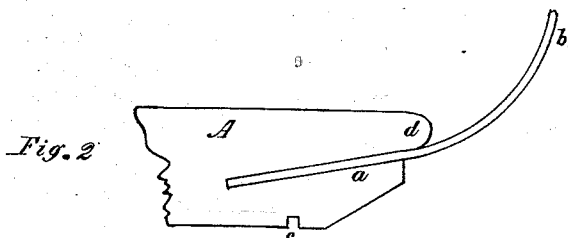
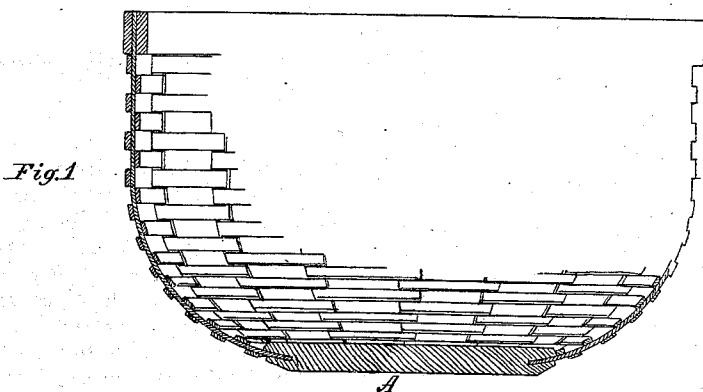


S. I. RUSSELL.

Baskets.

No. 133,892.

Patented Dec. 10, 1872.



Witnesses

Geo. W. Bond
W. Bond

Samuel S. Russell
Inventor.
By *W. Bond* His Atty^o

UNITED STATES PATENT OFFICE.

SAMUEL I. RUSSELL, OF CHICAGO, ILLINOIS.

IMPROVEMENT IN BASKETS.

Specification forming part of Letters Patent No. **133,892**, dated December 10, 1872; antedated December 7, 1872.

To all whom it may concern:

Be it known that I, SAMUEL I. RUSSELL, of the city of Chicago, Illinois, have invented a certain new and useful Improvement in Baskets, of which the following is a full, clear, and exact description, reference being had to the accompanying drawing making part of this specification, in which—

Figure 1 is a vertical section; Fig. 2, a vertical section, enlarged, of the bottom and part of one of the upright splints or standards; and Fig. 3, a similar view of the bottom as it has heretofore been made with a single standard inserted.

My invention relates to splint baskets having a board bottom.

It has been customary in making such baskets to insert the lower ends of the upright splints or standards in a groove cut in the edge of the bottom and parallel with the top thereof, as represented in Fig. 3. When so constructed there is a sharp angle or corner against and over which the upright standards *b* are bent when brought to place to form the basket; and these standards are inserted in the bottom in a horizontal position and at right angles with the side of the basket. When the basket is so constructed the standards are extremely liable to break while in use at the sharp corner over which they are bent.

I obviate this objection by making the groove in the bottom which receives the lower ends of the standards not parallel with the

bottom, but so that it forms an angle therewith, such angle conforming as nearly as possible to the oblique line of the standards, where they are bent to give form to the basket; and I also give the edge of the bottom above and on the inside of the groove a rounded form, forming a desirable support for the standards, instead of a sharp corner to injure it. I also make the edge of the bottom beneath the groove somewhat shorter by cutting it away than that part of the edge above the groove, thus removing an unnecessary and objectionable projection.

In the drawing, *A* represents the wood bottom of a basket provided with a groove, *a*, in the edge, standing at an angle, as described, and having the part *d*, over which the standards *b* are bent, curved, as shown, so that the standards *b* can be bent up as much as is required without breaking or injuring the fiber—for which there are two reasons: First, the position of the standard itself in the bottom *A*; and, second, the rounded edge *d*, over which the standard is bent.

What I claim as new is as follows:

The bottom *A* when provided with the groove *a*, so cut in the edge as to form an angle with the line of the bottom and shoulder *d*, substantially as and for the purposes specified.

SAMUEL I. RUSSELL.

Witnesses:

E. A. WEST,
O. W. BOND.