

PCT

WORLD INTELLECTUAL PROPERTY ORGANIZATION
International Bureau



INTERNATIONAL APPLICATION PUBLISHED UNDER THE PATENT COOPERATION TREATY (PCT)

(51) International Patent Classification ⁷ : C09D 5/16, 183/04	A1	(11) International Publication Number: WO 00/14166 (43) International Publication Date: 16 March 2000 (16.03.00)
(21) International Application Number: PCT/US99/16988 (22) International Filing Date: 29 July 1999 (29.07.99) (30) Priority Data: 09/149,063 8 September 1998 (08.09.98) US (71) Applicant: GENERAL ELECTRIC COMPANY [US/US]; 1 River Road, Schenectady, NY 12345 (US). (72) Inventor: STEIN, Judith; 1005 Union Street, Schenectady, NY 12308 (US). (74) Agents: WINTER, Catherine, J. et al.; General Electric Company, 3135 Easton Turnpike W3C, Fairfield, CT 06431 (US).		(81) Designated States: JP, European patent (AT, BE, CH, CY, DE, DK, ES, FI, FR, GB, GR, IE, IT, LU, MC, NL, PT, SE). Published <i>With international search report.</i>
(54) Title: CURABLE SILICONE FOUL RELEASE COATINGS AND ARTICLES (57) Abstract A condensation curable coating composition comprises the following and any reaction product thereof: (A) a room temperature vulcanizable polyorganosiloxane composition; and (B) a marine foul release-enhancing proportion of at least one organic compatible silicone fluid free from silanol groups and being capable of blooming to the surface of a cured product of component A.		

FOR THE PURPOSES OF INFORMATION ONLY

Codes used to identify States party to the PCT on the front pages of pamphlets publishing international applications under the PCT.

AL	Albania	ES	Spain	LS	Lesotho	SI	Slovenia
AM	Armenia	FI	Finland	LT	Lithuania	SK	Slovakia
AT	Austria	FR	France	LU	Luxembourg	SN	Senegal
AU	Australia	GA	Gabon	LV	Latvia	SZ	Swaziland
AZ	Azerbaijan	GB	United Kingdom	MC	Monaco	TD	Chad
BA	Bosnia and Herzegovina	GE	Georgia	MD	Republic of Moldova	TG	Togo
BB	Barbados	GH	Ghana	MG	Madagascar	TJ	Tajikistan
BE	Belgium	GN	Guinea	MK	The former Yugoslav Republic of Macedonia	TM	Turkmenistan
BF	Burkina Faso	GR	Greece			TR	Turkey
BG	Bulgaria	HU	Hungary	ML	Mali	TT	Trinidad and Tobago
BJ	Benin	IE	Ireland	MN	Mongolia	UA	Ukraine
BR	Brazil	IL	Israel	MR	Mauritania	UG	Uganda
BY	Belarus	IS	Iceland	MW	Malawi	US	United States of America
CA	Canada	IT	Italy	MX	Mexico	UZ	Uzbekistan
CF	Central African Republic	JP	Japan	NE	Niger	VN	Viet Nam
CG	Congo	KE	Kenya	NL	Netherlands	YU	Yugoslavia
CH	Switzerland	KG	Kyrgyzstan	NO	Norway	ZW	Zimbabwe
CI	Côte d'Ivoire	KP	Democratic People's Republic of Korea	NZ	New Zealand		
CM	Cameroon			PL	Poland		
CN	China	KR	Republic of Korea	PT	Portugal		
CU	Cuba	KZ	Kazakstan	RO	Romania		
CZ	Czech Republic	LC	Saint Lucia	RU	Russian Federation		
DE	Germany	LI	Liechtenstein	SD	Sudan		
DK	Denmark	LK	Sri Lanka	SE	Sweden		
EE	Estonia	LR	Liberia	SG	Singapore		

- 1 -

CURABLE SILICONE FOUL RELEASE COATINGS AND ARTICLES

This invention was made with government support under Contract No. N0001 4-96-C-0 145 awarded by DARPA. The
5 government may have certain rights in the invention.

BACKGROUND OF THE INVENTION

This invention relates to foul release coatings and articles coated therewith. More particularly, this invention relates to foul release coatings containing organic compatible oils that have
10 enhanced foul release performance.

A perennial major aggravation to shippers and users of marine equipment in contact with water is the tendency of such equipment to become encrusted with varieties of wildlife, as illustrated by barnacles and zebra mussels. This tendency is often referred to as
15 marine fouling.

U.S. Patent 4,861,670 describes in considerable detail, the types of treatments that have been employed, starting as early as 1854, to minimize marine fouling. Treatment materials have included compounds of such metals as copper, tin, arsenic, mercury, zinc, lead,
20 antimony, silver and iron, as well as toxic organic materials such as strychnine and atropine. Due to environmental concerns, the use of such materials has been discouraged.

More recently, polyorganosiloxanes (hereinafter sometimes designated "silicones" for brevity) have been found useful
25 as anti-fouling coatings. They include condensation cured room temperature vulcanizable (hereinafter sometimes "RTV") compositions comprising silica or calcium carbonate as a filler in combination with silanol- or dialkoxy-terminated silicones, catalysts and crosslinking agents. They may be made sprayable by dilution with solvents,
30 typically volatile organic compounds such as hydrocarbons.

- 2 -

There is still a need, however, to improve various properties of RTV-based foul release coatings, particularly their release efficiency and their effective lifetime.

SUMMARY OF THE INVENTION

5 The present invention satisfies this need by the discovery that the addition of specifically defined organic compatible oils to a conventional RTV formulation improves foul release properties. It includes foul release coatings having said improved properties and articles coated with said improved foul release coatings.

10 In one of its aspects, the invention is directed to condensation curable coating compositions comprising the following and any reaction products thereof:

(A) a one- or two-part room temperature vulcanizable polyorganosiloxane composition, and

15 (B) a marine foul release-enhancing proportion of at least one organic compatible silicone fluid free from silanol groups and being capable of blooming to the surface of the cured product of component A.

20 Another aspect of the invention is articles comprising a marine structure coated with an anti-fouling coating, which is the condensation cured reaction product of the composition defined hereinabove.

DETAILED DESCRIPTION

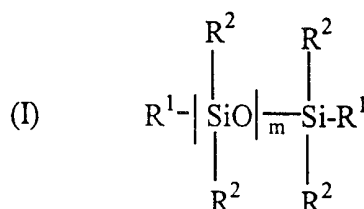
25 The word "component" is frequently employed herein for brevity to designate the materials present in the compositions of the invention. Its use is independent of the possible interreaction of said materials to form other chemical constituents.

30 Component A of the compositions of the invention may be a conventional one-part or two-part RTV composition; it is most often a two-part composition. It typically comprises at least one

- 3 -

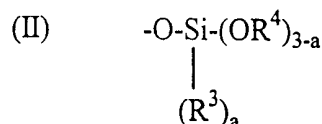
reactive silicone, at least one condensation catalyst and at least one crosslinking agent.

The reactive silicone is most often a polydialkylsiloxane, typically of the formula



5

wherein each R^1 is a hydroxyl radical or



each R^2 is independently a hydrocarbon or fluorinated hydrocarbon radical, each R^3 and R^4 is a hydrocarbon radical, a is 0 or 1 and m has a value such that the viscosity of said reactive silicone under ambient temperature and pressure conditions is up to about 50,000 centipoise. Illustrative hydrocarbon radicals are C1-20 alkyl, C6-20 aryl and alkaryl, vinyl, isopropenyl, allyl, butenyl and hexenyl, with C 1-4 alkyl and especially methyl being preferred. An illustrative fluorinated hydrocarbon radical is 3,3,3-trifluoropropyl. Most often, each R^2 , R^3 and R^4 is alkyl and preferably methyl.

It is within the scope of the invention to employ two or more reactive silicones, differing in average molecular weight. This may afford a bimodal composition having performance advantages over a simple monomodal composition.

The condensation catalyst may be any of those known to be useful for promoting condensation curing of an RTV material. Suitable catalysts include tin, zirconium and titanium compounds as illustrated by dibutyltin dilaurate, dibutyltin diacetate, dibutyltin methoxide, dibutyltin bis(acetylacetonate), 1,3 -dioxypentanetitanium

25

- 4 -

bis(acetylacetonate), titanium naphthenate, tetrabutyl titanate and zirconium octanoate. Various salts of organic acids with such metals as lead, iron, cobalt, manganese, zinc, antimony and bismuth may also be employed, as may non-metallic catalysts such as hexylammonium acetate and benzyltrimethylammonium acetate. For most purposes, the tin and titanium compounds are preferred.

As crosslinking agents, trifunctional (T) and tetrafunctional (Q) silanes are useful, the term "functional" in this context denoting the presence of a silicon-oxygen bond. They include such compounds as methyltrimethoxysilane, methyltriethoxysilane, 2-cyanoethyltrimethoxysilane, methyltriacetoxysilane, tetraethyl silicate and tetra-n-propyl silicate. The Q-functional compounds, i.e., tetraalkyl silicates, are often preferred.

Component A may contain other constituents, including reinforcing and extending (non-reinforcing) fillers. Suitable reinforcing fillers have a primary particle size of about 10 nm and are available in the form of aggregated particles of about 100 to about 250 nm. The preferred fillers are the silica fillers, including fumed silica and precipitated silica. These two forms of silica have surface areas in the ranges of 90-325 and 8-150 m²/g, respectively.

The reinforcing filler is most often pretreated with a treating agent to render it hydrophobic. Typical treating agents include cyclic silicones such as cyclooctamethyltetrasiloxane and acyclic and cyclic organosilazanes such as hexamethyldisilazane, 1,3-divinyl-1,1,3,3-tetramethyldisilazane, hexamethylcyclotrisilazane, octamethylcyclotetrasilazane and mixtures of these. Hexamethyldisilazane is often preferred.

Non-reinforcing fillers include titanium dioxide, lithopone, zinc oxide, zirconium silicate, iron oxides, diatomaceous earth, calcium carbonate, glass fibers or spheres, magnesium oxide, chromic oxide, zirconium oxide, aluminum oxide, crushed quartz, calcined clay, talc, kaolin, asbestos, carbon, graphite, cork, cotton and synthetic fibers.

- 5 -

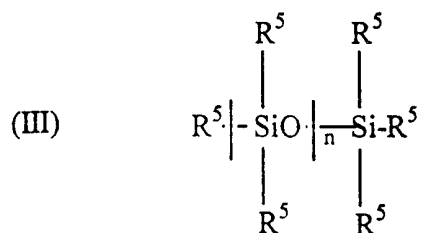
The proportions of the constituents of component A may be varied widely. The amount of filler is generally about 5-200 parts and preferably about 10-150 parts by weight per 100 parts of reactive silicone. Catalysts and crosslinkers are generally present in the
5 amounts of about 0.001-2.5% and about 0.25-5.0% by weight respectively, based on the combination of reactive silicone and filler.

Component B is an organic compatible silicone fluid. An organic compatible silicone fluid is an organosiloxane fluid that has imparted organic character from incorporated alkyl groups or aromatic
10 substituted alkyl (aryl-alkyl and aryloxy-alkyl) groups. Preferably, the organic compatible silicone fluid comprises about 2 to 100 mole % higher alkyl (C6-C20) or substituted aryl-alkyl radicals. More preferably, the organic compatible silicone fluid comprises about 10 to 70 mole % higher alkyl (C6-C20) or substituted aryl-alkyl radicals. The
15 organic compatible silicone fluids suitable in the present invention are free from silanol groups and are characterized by pour points in the range from about -60°C to about 80°C, preferably from about -50°C to about 30°C and most preferably from about -50°C to about 0°C. These fluids exhibit an extended range of organic compatibility and
20 lubricity.

Examples of organic compatible silicone fluids include alkylmethylsiloxane homopolymers such as polyoctylmethylsiloxane, polytetradecylmethylsiloxane and polyoctyldecylmethylsiloxane; alkylmethylsiloxane/arylmethylsiloxane copolymers such as ethyl-
25 methylsiloxane/2-phenylpropylmethylsiloxane copolymer, hexylmethylsiloxane/phenylpropylmethylsiloxane copolymer, decylmethylsiloxane/butylated aryloxypropylmethylsiloxane copolymer and dodecylmethylsiloxane/2-phenylpropylmethylsiloxane copolymer; alkylmethylsiloxane/dimethylsiloxane copolymers such as octadecylmethylsiloxane/dimethylsiloxane copolymer and triacontylmethylsiloxane/dimethyl-
30 siloxane copolymer; and dialkylsiloxane homopolymers such as dicyclopentylsiloxane polymer.

- 6 -

One class of illustrative organic compatible silicone fluids is disclosed in U.S. Patent 4,005,023, which is incorporated herein by reference. Some of these fluids are included in the following formula that represents suitable linear and nonlinear polymers and copolymers;



where n varies from 1 to 8000 and R^5 is selected from the class consisting of monovalent hydrocarbon radicals, halogenated monovalent hydrocarbon radicals, monovalent alkoxyalkyl and monovalent aryloxyalkyl radicals and the viscosity of the fluid varies from 20 to 4000 centistokes at 25°C. In the present invention, the R^5 radicals on the polymer can be the same or different. Preferably each radical is selected from lower alkyl radicals of 1 to 20 carbon atoms, substituted alkyl radicals of 6 to 20 carbon atoms and aryloxyalkyl radicals of 7 to 50 carbon atoms.

Illustrative organic compatible silicone fluids are available from Gelest, Inc., under the trade designations ALT. One illustration of such a compound is ALT251, which is a decylmethysiloxane/butylated aryloxypropylmethysiloxane copolymer with a pour point of -51°C and a viscosity of 40-60 centipoise.

Component B is present in the compositions of the invention in an effective proportion to enhance foul release properties. For the most part, about 5-20 parts by weight per 100 parts of component A is adequate.

A member of a mixture that forms a thin coating will sometimes migrate to the surface of the coating because of its incompatibility with another member of the mixture. This phenomena is called "blooming." The essential property of component B is that of

- 7 -

blooming to the surface of the cured product of component A during or after the curing process, by reason of its incompatibility with component A.

5 The compositions of this invention may also incorporate further constituents such as non-reactive silicone oils, dyes, solubilizing agents and solvents to render them sprayable if sprayability is desirable. These may be introduced as part of component A or as adjuvants to the entire composition, as appropriate.

10 The marine structure in the articles of the invention is often a ship's hull. However, any structure that is utilized in a marine environment and is subject to fouling can be the marine structure of the invention. Such marine structures include, for example, liquid collecting and discharge pipes, dry dock equipment and the like. Suitable materials for such structures include metals such as iron and
15 aluminum and resinous materials such as fiber-reinforced thermoplastic or thermoset resins.

Application of the compositions of the invention is typically preceded by the application of conventional pretreatment layers. These may include, for example, anti-corrosive epoxy primers,
20 mist coats and tie-layers comprising polyorganosiloxanes and toughening components. The compositions of the invention may be applied by conventional techniques such as brushing or drawing down, or by spraying if they are suitably diluted.

25 Solvent can be mixed into the composition of the invention to prepare the composition for application to a marine structure. Suitable solvents for spray applications include aromatic hydrocarbons such as toluene or xylene and aliphatic hydrocarbons such as petroleum naphtha.

30 The invention is illustrated by the following examples. All parts and percentages in the examples are by weight.

- 8 -

EXAMPLE 1

A condensation curable RTV composition was prepared by blending the following constituents in the amounts indicated:

Part I:

5 The following were combined as part I: silanol-stopped polydimethylsiloxane, viscosity 30,000 centipoise - 100 parts; non-reactive polydimethylsiloxane oil, viscosity 20 centipoise - 38.5 parts; n-propyl silicate - 12.13 parts; fumed silica, and hexamethyldisilazane-treated - 37 parts.

10 Part II:

Dibutyltin dilaurate was added as part II..

The two parts were combined in proportions such that the dibutyltin dilaurate was present in the amount of 2.43 parts per 100 parts of the silanol-stopped polydimethylsiloxane.

15 To the resulting RTV composition was added 10% by weight, based on the RTV composition, of an organic compatible silicone fluid, which was a polydimethylsiloxane having 47 mole % decyl groups and 2 mole % butylated aryloxypropyl groups and a viscosity of 40-60 centipoise.

20 The composition thus prepared was applied by spray coatings to steel panels which had been previously coated with a commercially available epoxy anti-corrosion coating, mist coat and tie-layer. The test panels were exposed to water for 7 months, after which time the barnacle adhesion strength was measured in accordance with
25 ASTMD5618. The barnacle adhesion value was 5.1 psi where the control value was 10.9psi.

EXAMPLE 2

An RTV composition was prepared by blending (Part I) 70 parts of a silanol-terminated polydimethylsiloxane having a viscosity of 3,100 centipoise, 90 parts of calcium carbonate and 2 parts
5 tetraethyl silicate and (Part II) 0.5 part of dibutyltin dilaurate. An organic compatible silicone fluid was added in the amount of 10% based on RTV composition. The an organic compatible silicone fluid was a polydimethylsiloxane having 47 mole % decyl groups and 2 mole % butylated aryloxypropyl groups and a viscosity of 40-60
10 centipoise.

Steel test panels similar to those of Example 1, were coated with an anticorrosion coating, primed with a commercially available primer and then spray coated with the composition of Example 2. The test panels were then submerged in a salt water
15 lagoon in Florida in cages for seven months. At the end of the test period, barnacle adhesion, as determined by ASTM test procedure D5618, for the panels coated with the product of Examples 2 were 5.9 psi. A control panel coated with the RTV composition only had a barnacle adhesion of 10.35 psi.

CLAIMS

What is claimed is:

1. A condensation curable coating composition comprising the following and any reaction product thereof:

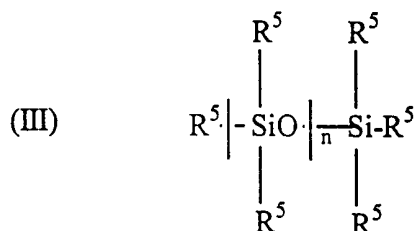
(A) a room temperature vulcanizable polyorganosiloxane composition; and

5 (B) a marine foul release-enhancing proportion of at least one organic compatible silicone fluid free from silanol groups and being capable of blooming to the surface of a cured product of component A.

2. A composition according to claim 1, wherein component A comprises at least one reactive silicone, at least one condensation catalyst and at least one crosslinking agent.

3. A composition according to claim 1, wherein the organic compatible silicone fluid is selected from the group consisting of an alkylmethylsiloxane homopolymer, an alkylmethylsiloxane/aryl-methylsiloxane copolymer, an alkylmethylsiloxane/dimethylsiloxane
5 copolymer and a dialkylsiloxane homopolymer.

4. A composition according to claim 1, wherein the organic compatible silicone fluid comprises linear and nonlinear polymers and copolymers of the formula:



5 where n varies from 1 to 8000 and R⁵ is the same or different and is selected from the class consisting of monovalent hydrocarbon radicals, halogenated monovalent hydrocarbon radicals, monovalent alkoxyalkyl

- 11 -

and monovalent aryloxyalkyl radicals and the viscosity of the fluid varies from 20 to 4000 centistokes at 25°C.

5. A composition according to claim 4, wherein R⁵ is selected from lower alkyl radicals of 1 to 20 carbon atoms, substituted alkyl radicals of 6 to 20 carbon atoms and aryloxyalkyl radicals of 7 to 50 carbon atoms.

6. A composition according to claim 1, wherein the organic compatible silicone fluid comprises about 2 to 100 mole % higher alkyl (C6-C20) or substituted aryl-alkyl radicals.

7. A composition according to claim 1, wherein the organic compatible silicone fluid comprises about 10 to 70 mole % higher alkyl (C6-C20) or substituted aryl-alkyl radicals.

8. A composition according to claim 1, wherein the organic compatible silicone fluid is characterized by a pour point in the range from about -60°C to about 80°C.

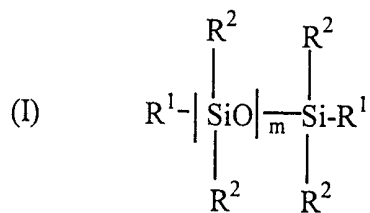
9. A composition according to claim 1, wherein the organic compatible silicone fluid is characterized by a pour point in the range from about -50°C to about 30°C.

10. A composition according to claim 1, wherein the organic compatible silicone fluid is characterized by a pour point in the range from about -50°C to about 0°C.

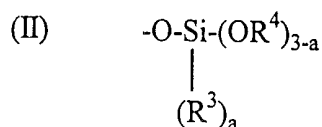
11. A composition according to claim 1 wherein component A comprises at least one reactive silicone, at least one condensation catalyst and at least one crosslinking agent.

12. A composition according to claim 10 wherein the reactive silicone is a polydialkylsiloxane having the formula:

- 12 -



wherein each R^1 is a hydroxyl radical or



5

wherein each R^2 is independently a hydrocarbon or fluorinated hydrocarbon radical, each R^3 and R^4 is a hydrocarbon radical, a is 0 or 1 and m has a value such that the viscosity of said reactive silicone under ambient temperature and pressure conditions is up to about 6,000 centipoise.

10

13. A composition according to claim 12 wherein each R^2 is methyl.

14. A composition according to claim 13 wherein each R^1 is hydroxyl.

15. A composition according to claim 13 wherein each R^1 is structure II.

16. A composition according to claim 12 wherein the condensation catalyst is a tin, zirconium or titanium compound.

17. A composition according to claim 12 wherein the crosslinking agent is a trifunctional or tetrafunctional silane.

18. A composition according to claim 17 wherein the crosslinking agent is a tetraalkyl silicate.

19. An article comprising a marine structure coated with an anti-fouling coating which is the condensation cured reaction

- 13 -

product of a condensation curable coating composition comprising the following and any reaction product thereof:

5 (A) a room temperature vulcanizable polyorganosiloxane composition; and

(B) a marine foul release-enhancing proportion of at least one organic compatible silicone fluid free from silanol groups and being capable of blooming to the surface of the cured product of component

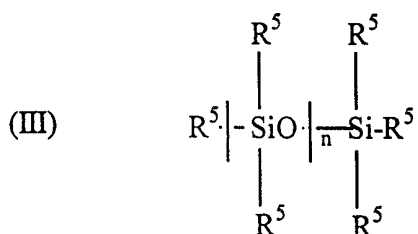
10 A.

20. An article according to claim 19, wherein the organic compatible silicone fluid comprises about 2 to 100 mole % higher alkyl (C6-C20) or substituted aryl-alkyl radicals.

21. An article according to claim 19, wherein the organic compatible silicone fluid comprises about 10 to 70 mole % higher alkyl (C6-C20) or substituted aryl-alkyl radicals.

22. An article according to claim 19, wherein the organic compatible silicone fluid is selected from the group consisting of an alkylmethylsiloxane homopolymer, an alkylmethylsiloxane/aryl-methylsiloxane copolymer, an alkylmethylsiloxane/dimethylsiloxane
5 copolymer and a dialkylsiloxane homopolymer.

23. An article according to claim 19, wherein the organic compatible silicone fluid comprises linear and nonlinear polymers and copolymers of the formula:



5 where n varies from 1 to 8000 and R⁵ is the same or different and is selected from the class consisting of monovalent hydrocarbon radicals, halogenated monovalent hydrocarbon radicals, monovalent alkoxyalkyl

- 14 -

and monovalent aryloxyalkyl radicals and the viscosity of the fluid varies from 20 to 4000 centistokes at 25°C.

24. An article according to claim 23, wherein R⁵ is selected from lower alkyl radicals of 1 to 20 carbon atoms, substituted alkyl radicals of 6 to 20 carbon atoms and aryloxyalkyl radicals of 7 to 50 carbon atoms.

25. An article according to claim 19, wherein the organic compatible silicone fluid comprises about 2 to 100 mole % higher alkyl (C6-C20) or substituted aryl-alkyl radicals.

26. An article according to claim 19, wherein the organic compatible silicone fluid comprises about 10 to 70 mole % higher alkyl (C6-C20) or substituted aryl-alkyl radicals.

27. An article according to claim 19, wherein the organic compatible silicone fluid is characterized by a pour point in the range from about -60°C to about 80°C.

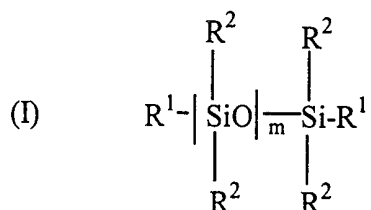
28. An article according to claim 19, wherein the organic compatible silicone fluid is characterized by a pour point in the range from about -50°C to about 30°C.

29. An article according to claim 19, wherein the organic compatible silicone fluid is characterized by a pour point in the range from about -50°C to about 0°C.

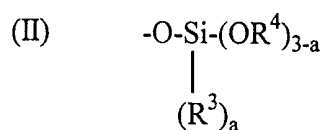
30. An article according to claim 19, wherein component A comprises at least one reactive silicone, at least one condensation catalyst and at least one crosslinking agent.

31. An article according to claim 30, wherein the reactive silicone is a polydialkylsiloxane having the formula:

- 15 -



wherein each R^1 is a hydroxyl radical or



5

wherein each R^2 is independently a hydrocarbon or fluorinated hydrocarbon radical, each R^3 and R^4 is a hydrocarbon radical, a is 0 or 1 and m has a value such that the viscosity of said reactive silicone under ambient temperature and pressure conditions is up to about 6,000 centipoise.

10

32. An article according to claim 31, wherein each R^2 is methyl.

33. An article according to claim 32, wherein each R^1 is hydroxyl.

34. An article according to claim 32, wherein each R^1 is structure II.

35. An article according to claim 31, wherein the condensation catalyst is a tin, zirconium or titanium compound.

36. An article according to claim 31, wherein the crosslinking agent is a trifunctional or tetrafunctional silane.

37. A method of producing a condensation curable coating composition, comprising combining (A) and (B) of claim 1.

38. A method of protecting a structure from marine fouling, comprising coating said structure with a condensation curable coating composition comprising the composition of claim 1.

INTERNATIONAL SEARCH REPORT

International Application No

PC 1/US 99/16988

A. CLASSIFICATION OF SUBJECT MATTER

IPC 7 C09D5/16 C09D183/04

According to International Patent Classification (IPC) or to both national classification and IPC

B. FIELDS SEARCHED

Minimum documentation searched (classification system followed by classification symbols)

IPC 7 C09D

Documentation searched other than minimum documentation to the extent that such documents are included in the fields searched

Electronic data base consulted during the international search (name of data base and, where practical, search terms used)

C. DOCUMENTS CONSIDERED TO BE RELEVANT

Category °	Citation of document, with indication, where appropriate, of the relevant passages	Relevant to claim No.
X	WO 92 00357 A (COURTAULDS) 9 January 1992 (1992-01-09) page 16, line 1,2; claims 1,14 ---	1-38
X	FR 2 297 901 A (THE INT. PAINT CO) 13 August 1976 (1976-08-13) example 1 ---	1-5, 8-19, 22-24, 27-38
X	EP 0 063 388 A (SHELL) 27 October 1982 (1982-10-27) page 2, line 3 - line 8 page 2, line 35 -page 3, line 5; example 2 --- -/--	1-5, 8-19, 22-24, 27-38



Further documents are listed in the continuation of box C.



Patent family members are listed in annex.

° Special categories of cited documents :

"A" document defining the general state of the art which is not considered to be of particular relevance

"E" earlier document but published on or after the international filing date

"L" document which may throw doubts on priority claim(s) or which is cited to establish the publication date of another citation or other special reason (as specified)

"O" document referring to an oral disclosure, use, exhibition or other means

"P" document published prior to the international filing date but later than the priority date claimed

"T" later document published after the international filing date or priority date and not in conflict with the application but cited to understand the principle or theory underlying the invention

"X" document of particular relevance; the claimed invention cannot be considered novel or cannot be considered to involve an inventive step when the document is taken alone

"Y" document of particular relevance; the claimed invention cannot be considered to involve an inventive step when the document is combined with one or more other such documents, such combination being obvious to a person skilled in the art.

"&" document member of the same patent family

Date of the actual completion of the international search

27 October 1999

Date of mailing of the international search report

09/11/1999

Name and mailing address of the ISA

European Patent Office, P.B. 5818 Patentlaan 2
NL - 2280 HV Rijswijk
Tel. (+31-70) 340-2040, Tx. 31 651 epo nl,
Fax: (+31-70) 340-3016

Authorized officer

Lentz, J

INTERNATIONAL SEARCH REPORT

International Application No

PCT/US 99/16988

C.(Continuation) DOCUMENTS CONSIDERED TO BE RELEVANT

Category °	Citation of document, with indication, where appropriate, of the relevant passages	Relevant to claim No.
X	EP 0 566 936 A (DOW CORNING TORAY) 27 October 1993 (1993-10-27) claims 2,6,8,12 ----	1-5, 8-19, 22-24, 27-38
X	EP 0 089 071 A (SHELL) 21 September 1983 (1983-09-21) page 2, line 26 - line 30 page 7, line 27 - line 34; claim 1 ----	1-5, 8-19, 22-24, 27-38
X,P	EP 0 885 938 A (GENERAL ELECTRIC) 23 December 1998 (1998-12-23) column 2, line 45 - line 46 column 3, line 51 - line 52 column 5, line 34 - line 51 ----	1-38
X,P	EP 0 881 269 A (GENERAL ELECTRIC) 2 December 1998 (1998-12-02) page 3, line 38 - line 55 page 4, line 16; claim 1 -----	1-5, 8-19, 22-24, 27-38

INTERNATIONAL SEARCH REPORT

Information on patent family members

International Application No

PCT/US 99/16988

Patent document cited in search report	Publication date	Patent family member(s)	Publication date
WO 9200357 A	09-01-1992	AU 8180091 A EP 0536274 A PT 98132 A US 5331074 A	23-01-1992 14-04-1993 31-08-1993 19-07-1994
FR 2297901 A	13-08-1976	GB 1470465 A AU 8763975 A BR 7600228 A CA 1042787 A DE 2601928 A DK 18876 A,B, ES 443613 A FI 760092 A,B, GR 58527 A HK 30580 A JP 1082402 C JP 51096830 A JP 56026272 B MT 791 A NL 7515176 A,B, SE 426503 B SE 7600479 A US 4025693 A	14-04-1977 23-06-1977 31-08-1976 21-11-1978 22-07-1976 21-07-1976 16-04-1977 21-07-1976 31-10-1977 13-06-1980 29-01-1982 25-08-1976 17-06-1981 24-06-1976 22-07-1976 24-01-1983 21-07-1976 24-05-1977
EP 63388 A	27-10-1982	CA 1180546 A DK 146582 A,B, GB 2096019 A,B JP 57174519 A	08-01-1985 03-10-1982 13-10-1982 27-10-1982
EP 566936 A	27-10-1993	JP 5287203 A DE 69300933 D DE 69300933 T	02-11-1993 18-01-1996 23-05-1996
EP 89071 A	21-09-1983	AU 555602 B AU 1217883 A CA 1226771 A JP 58167161 A	02-10-1986 15-09-1983 15-09-1987 03-10-1983
EP 885938 A	23-12-1998	JP 11012541 A	19-01-1999
EP 881269 A	02-12-1998	US 5904988 A JP 10330688 A	18-05-1999 15-12-1998