



(86) Date de dépôt PCT/PCT Filing Date: 2005/05/06  
(87) Date publication PCT/PCT Publication Date: 2005/12/15  
(85) Entrée phase nationale/National Entry: 2006/11/06  
(86) N° demande PCT/PCT Application No.: US 2005/015783  
(87) N° publication PCT/PCT Publication No.: 2005/118703  
(30) Priorité/Priority: 2004/05/07 (US10/840,937)

(51) Cl.Int./Int.Cl. *C08K 9/10* (2006.01),  
*C08L 51/00* (2006.01), *C08L 51/08* (2006.01)  
(71) Demandeur/Applicant:  
THE BOARD OF TRUSTEES OF THE UNIVERSITY OF  
ILLINOIS, US  
(72) Inventeurs/Inventors:  
MOORE, JEFFREY S., US;  
RULE, JOSEPH D., US;  
WHITE, SCOTT R., US;  
SOTTOS, NANCY R., US;  
BROWN, ERIC N., US  
(74) Agent: BARRIGAR INTELLECTUAL PROPERTY LAW

(54) Titre : PARTICULES DE CIRE SERVANT A PROTEGER DES ACTIVATEURS, ET MATERIAUX COMPOSITES  
AUTOCICATRISANTS MULTIFONCTIONNELS  
(54) Title: WAX PARTICLES FOR PROTECTION OF ACTIVATORS, AND MULTIFUNCTIONAL AUTONOMICALLY  
HEALING COMPOSITE MATERIALS

(57) **Abrégé/Abstract:**

A composite material comprises (i) a polymer, (ii) a polymerizer, (iii) a protected corresponding activator for the polymerizer, and (iv) a plurality of capsules. The polymerizer is in the capsules, and the corresponding activator is protected with a corresponding encapsulant for the polymer and the polymerizer.



## (12) INTERNATIONAL APPLICATION PUBLISHED UNDER THE PATENT COOPERATION TREATY (PCT)

(19) World Intellectual Property  
Organization  
International Bureau



(43) International Publication Date  
15 December 2005 (15.12.2005)

PCT

(10) International Publication Number  
**WO 2005/118703 A1**

- (51) International Patent Classification<sup>7</sup>: C08K 9/10, C08L 51/00, 51/08
- (74) Agent: RAUCH, Paul, E., Ph.D.; Evan Law Group LLC, 566 West Adams, Suite 350, Chicago, IL 60661 (US).
- (21) International Application Number: PCT/US2005/015783
- (81) Designated States (unless otherwise indicated, for every kind of national protection available): AE, AG, AL, AM, AT, AU, AZ, BA, BB, BG, BR, BW, BY, BZ, CA, CH, CN, CO, CR, CU, CZ, DE, DK, DM, DZ, EC, EE, EG, ES, FI, GB, GD, GE, GH, GM, HR, HU, ID, IL, IN, IS, JP, KE, KG, KM, KP, KR, KZ, LC, LK, LR, LS, LT, LU, LV, MA, MD, MG, MK, MN, MW, MX, MZ, NA, NI, NO, NZ, OM, PG, PH, PL, PT, RO, RU, SC, SD, SE, SG, SK, SL, SM, SY, TJ, TM, TN, TR, TT, TZ, UA, UG, US, UZ, VC, VN, YU, ZA, ZM, ZW.
- (22) International Filing Date: 6 May 2005 (06.05.2005)
- (25) Filing Language: English
- (26) Publication Language: English
- (30) Priority Data: 10/840,937 7 May 2004 (07.05.2004) US
- (84) Designated States (unless otherwise indicated, for every kind of regional protection available): ARIPO (BW, GH, GM, KE, LS, MW, MZ, NA, SD, SL, SZ, TZ, UG, ZM, ZW), Eurasian (AM, AZ, BY, KG, KZ, MD, RU, TJ, TM), European (AT, BE, BG, CH, CY, CZ, DE, DK, EE, ES, FI, FR, GB, GR, HU, IE, IS, IT, LT, LU, MC, NL, PL, PT, RO, SE, SI, SK, TR), OAPI (BF, BJ, CF, CG, CI, CM, GA, GN, GQ, GW, ML, MR, NE, SN, TD, TG).
- (71) Applicant (for all designated States except US): THE BOARD OF TRUSTEES OF THE UNIVERSITY OF ILLINOIS [US/US]; 352 Henry Administration Building, 506 Wright, Urbana, IL 61801 (US).
- (72) Inventors; and
- (75) Inventors/Applicants (for US only): MOORE, Jeffrey, S. [US/US]; 807 Vista, Savoy, IL 61874 (US). RULE, Joseph, D. [US/US]; 1014 E. Kerr Ave., Apt. 106, Urbana, IL 61802 (US). WHITE, Scott, R. [US/US]; 2510 Southwood Drive, Champaign, IL 61802 (US). SOTTOS, Nancy, R. [US/US]; 1410 Manchester Drive, Champaign, IL 61822 (US). BROWN, Eric, N. [US/US]; 3200 Canyon Road, Apt. 1306, Los Alamos, NM 87544 (US).
- Published:**
- with international search report
  - before the expiration of the time limit for amending the claims and to be republished in the event of receipt of amendments
- For two-letter codes and other abbreviations, refer to the "Guidance Notes on Codes and Abbreviations" appearing at the beginning of each regular issue of the PCT Gazette.

(54) Title: WAX PARTICLES FOR PROTECTION OF ACTIVATORS, AND MULTIFUNCTIONAL AUTONOMICALLY HEALING COMPOSITE MATERIALS

(57) Abstract: A composite material comprises (i) a polymer, (ii) a polymerizer, (iii) a protected corresponding activator for the polymerizer, and (iv) a plurality of capsules. The polymerizer is in the capsules, and the corresponding activator is protected with a corresponding encapsulant for the polymer and the polymerizer.

WO 2005/118703 A1

-1-

## WAX PARTICLES FOR PROTECTION OF ACTIVATORS, AND MULTIFUNCTIONAL AUTONOMICALLY HEALING COMPOSITE MATERIALS

### FEDERALLY SPONSORED RESEARCH OR DEVELOPMENT

5           The subject matter of this application may in part have been funded by the Air Force (AFOSR Grant no. F49620-03-1-0179). The government may have certain rights in this invention.

### BACKGROUND

10           Cracks that form within polymeric composites can be difficult to detect and almost impossible to repair. A successful method of autonomically repairing cracks which has the potential for significantly increasing the longevity of the material has been described in U.S. Patent No. 6,518,330, as well as in publications.<sup>1-5</sup> This self-healing system includes a material containing, for example, solid particles of Grubbs' catalyst and capsules containing liquid dicyclopentadiene (DCPD) embedded in an epoxy matrix (Figure 1A). When a crack propagates through the material, it ruptures the microcapsules and releases DCPD into the crack plane. The DCPD then mixes with the Grubbs' catalyst, undergoes Ring Opening Metathesis Polymerization (ROMP), and cures to provide structural continuity where the crack had been.

20           This system performs well with a relatively large (2.5 wt %) loading of catalyst, but multiple factors have made lower catalyst loadings less effective. First, the catalyst does not disperse well in the epoxy, so very few (but relatively large) catalyst particles are present on the crack plane when low catalyst loadings are used. Second, the epoxy's curing agent, diethylenetriamine (DETA), destructively attacks Grubbs' catalyst.<sup>2</sup> A system where the catalyst is distributed better, and without exposing it to DETA, would allow more efficient use of the catalyst.

25

-2-

## BRIEF SUMMARY

In a first aspect, the present invention is a composite material, comprising (i) a polymer, (ii) a polymerizer, (iii) a protected corresponding activator for the polymerizer, and (iv) a plurality of capsules. The polymerizer is in the capsules, and the corresponding activator is protected with a corresponding encapsulant for the polymer and the polymerizer.

In a second aspect, the present invention is a composite material, comprising (i) a polymer, (ii) a polymerizer, (iii) microparticels of a protected corresponding catalyst for the polymerizer, and (iv) a plurality of capsules. The polymerizer is in the capsules, the corresponding catalyst is protected with a corresponding encapsulant for the polymer and the polymerizer, and the encapsulant comprises wax.

In a third aspect, the present invention is particles, comprising (a) a compound, and (b) a wax, surrounding the compound. The particles are microparticels.

### Definitions

A polymerizer is a composition that will form a polymer when it comes into contact with a corresponding activator for the polymerizer. Examples of polymerizers include monomers of polymers such as styrene, ethylene, (meth)acrylates, and dicyclopentadiene (DCPD); a monomer of a multi-monomer polymer system such as diols, diamines, and epoxide; and prepolymers such as partially polymerized monomers still capable of further polymerization.

An activator is anything that when contacted or mixed with a polymerizer will form a polymer. Examples of activators are catalysts, initiators, and native activating moieties. A corresponding activator for a polymerizer is an activator that when contacted or mixed with that specific polymerizer will form a polymer.

A catalyst is a compound or moiety that will cause a polymerizable composition to polymerize, and is not always consumed each time it causes polymerization. This is in contrast to initiators and native activating moieties.

-3-

Examples of catalysts include ring opening polymerization (ROMP) catalysts such as Grubbs catalyst. A corresponding catalyst for a polymerizer is a catalyst that when contacted or mixed with that specific polymerizer will form a polymer.

5 An initiator is a compound that will cause a polymerizable composition to polymerize, and is always consumed at the time it causes polymerization. Examples of initiators are peroxides (which will form a radical to cause polymerization of an unsaturated monomer); a monomer of a multi-monomer polymer system such as diols, diamines, and epoxide; and amines (which will  
10 form a polymer with an epoxide). A corresponding initiator for a polymerizer is an initiator that when contacted or mixed with that specific polymerizer will form a polymer.

A native activating moiety is a moiety of a polymer that when mixed or contacted with a polymerizer will form a polymer, and is always consumed at  
15 the time it causes polymerization. Examples of a native activating moiety include an amine moiety (which will form a polymer with an epoxide).

A water-deactivatable activator, water-deactivatable catalyst, water-deactivatable initiator, and water-deactivatable native activating moiety, are each a type of activator, catalyst, initiator and native activating moiety,  
20 respectively, that has a reduced ability to form a polymer from a polymerizer after exposure to moisture or water. Similarly, a water-deactivatable corresponding activator, water-deactivatable corresponding catalyst, water-deactivatable corresponding initiator, and water-deactivatable corresponding native activating moiety, are each a type of corresponding activator,  
25 corresponding catalyst, corresponding initiator and corresponding native activating moiety, respectively, that has a reduced ability to form a polymer from a polymerizer after exposure to moisture or water. Examples of water-deactivatable activators include  $WCl_6$ ,  $MoCl_5$  and  $Et_2AlCl$ .

A compound is a molecule that contains at most 100 repeating units.  
30 This is in contrast to a polymer, which contains more than 100 repeating units.

A capsule is a hollow closed object having an aspect ratio of 1:1 to 1:10, that may contain a solid, liquid, gas, or combinations thereof. The

-4-

aspect ratio of an object is the ratio of the shortest axis to the longest axis; these axes need not be perpendicular. A capsule may have any shape that falls within this aspect ratio, such as a sphere, a toroid, or an irregular ameboid shape. The surface of a capsule may have any texture, for example rough or smooth.

An encapsulant is a material that will dissolve in a polymerizer and will protect an activator from reaction with materials used to form a polymer. A corresponding encapsulant for a polymer and for a polymerizer will protect an activator from reaction with materials used to form that specific polymer and will dissolve in that specific polymerizer. Paraffin is an example of an encapsulant. When a compound or polymer is coated with an encasulant, it is referred to as "protected".

A microparticle is a particle with an average diameter of at most 500 micrometers.

## BRIEF DESCRIPTION OF THE DRAWINGS

Figure 1A illustrates a self-healing material using unprotected Grubbs' catalyst.

Figure 1B illustrates a self-healing material with an activator embedded in a microparticle of an encapsulant.

Figure 2A is a photograph of a sections of epoxy samples cut to ~300  $\mu\text{m}$  thick containing 2.5 wt % unprotected Grubbs' catalyst.

Figure 2A is a photograph of a sections of epoxy samples cut to ~300  $\mu\text{m}$  thick containing 5 wt % wax microparticles that contain 5 wt % Grubbs' catalyst.

Figures 3A and 3B illustrate a virgin and a healed load-displacement curves for the cases of (A) low and (B) high non-linearity of the healed crack growth, 1 wt % of microparticles containing 25 wt % catalyst and 5 wt % of microparticles containing 5 wt % catalyst, respectively.

Figures 4A and 4B illustrate the dependence of healing efficiency on (A) the amount of catalyst in the microparticles (with 5 wt % microparticle loading in the epoxy) and (B) the way the catalyst loading in the wax and the

microparticle loading in the epoxy are balanced to maintain an overall catalyst concentration of 0.25 wt %; each point is the average of three trials, and the error bars indicate  $\pm$  one standard deviation.

## DETAILED DESCRIPTION

5           Taber and coworkers have shown that Grubbs' catalyst can be incorporated into paraffin wax to protect the catalyst from air.<sup>6</sup> Paraffin wax is insoluble in DETA and soluble in DCPD, so the wax would be expected to protect Grubbs' catalyst from the detrimental effects of DETA while still allowing the catalyst to be active when exposed to DCPD. However, an  
10           established method of dispersing the wax-protected catalyst as small particles in the epoxy matrix was not found in the literature. While the patent literature contains several techniques for producing wax spheres, there are no previously reported methods for producing small wax particles containing reagents.<sup>7,8</sup>

15           The present invention makes use of the discovery that activators that are protected by an encapsulant allows for the used of activators that might not otherwise be possible, since with being protected they would de-activate while the polymer is being formed. Furthermore, when the activator is protected, significantly less is need to produce an otherwise similar self-  
20           healing material. These low loading levels may also improve the physical properties of the polymer before any self-healing takes place.

          The present invention includes a composite material, containing capsules **4** and a protected activator **2** in a polymer **6**, as shown in Figure 1B. The capsules contain a polymerizer. Preferably, the activator is not a  
25           corresponding native activating moiety for the polymerizer, and more preferably the activator is a corresponding initiator, or most preferably a corresponding catalyst, for the polymerizer. The activator is protected by a corresponding encapsulant for the polymer and the polymerizer, and more preferably the encapsulant is a wax.

30           The composite is the same, or similar, to the composite of U.S. Patent No. 6,518,330, (incorporated herein by reference), except that the activator is

-6-

a protected activator. Furthermore, although less preferred, a native activating moiety may also be used as the activator.

The protected activator may be produced by a variety of methods. For example, a liquid containing the encapsulant may be formed, and powder or small particles of the activator may then be dispersed into the liquid. Then the encapsulant is solidified. Particles, preferably microparticles, of the protected activator are formed. It is these particles that are added to the polymer while it is being formed. In this way, the activator is protected from the substances used to form the polymer.

As an example, if the encapsulant can be melted, the activator may be added, and then the system cooled. The solid protected activator may then be ground up to form particles. Similarly, the encapsulant may be dissolved in a solvent to form a solution, mixed with the activator, the solvent removed, and again the solid mixture ground up to form particles. Alternatively, the molten mixture, or solution, may be formed into particles using the methods described in U.S. Patent No. 6,669,961, incorporated herein by reference.

In another system, the liquid mixture may be poured into a solvent in which both the encapsulant and the activator are insoluble, and then formed into a suspension by rapid stirring; cooling with rapid stirring solidifies the encapsulant, to form particles, more preferably microparticles, of the protected activator. Preferably a surfactant is included.

For example, a wax may be used as the encapsulant, and bis(tricyclohexylphosphine)benzylidene ruthenium (IV) dichloride (first generation Grubbs' catalyst)<sup>9</sup> may be used as the activator. The wax-protected catalyst microparticles may be synthesized by pouring a mixture of the molten wax and into a hot, rapidly-stirred, aqueous solution of poly(ethylene-co-maleic anhydride) (EMA). The resulting suspension of molten wax droplets may then be rapidly cooled with the addition of cold water to solidify the wax. The wax microparticles can be filtered, dried, and sifted to give a coarse powder. When this was carried out, microscopy shows that catalyst particles are suspended in the colorless wax giving the microparticles

-7-

a speckled appearance, but this heterogeneity was not apparent to the unaided eye.

A model system of wax without Grubbs' catalyst shows that the average size of the microparticles can be easily controlled by the rate of stirring. For example, with stirring rates of 450, 900, and 1500 RPM, the average diameters of collected wax microparticles were 150, 90, and 50  $\mu\text{m}$ , respectively. The size distributions are large, but through the use of sieves, narrower size ranges can be isolated. The EMA is included as a surfactant to facilitate the formation of a suspension. In the absence of EMA, the average particle size is increased by more than a factor of three, and excessive non-spherical wax debris is formed.

If the encapsulant may be formed by the reaction of two or more compounds, such as a polymer, then a solution or liquid containing compounds may be formed, the activator mixed in, and then the reaction of the compounds forms the protected activator. Again, the solid may be ground up to form particles.

The encapsulant is soluble in the polymerizer, and solid at room temperature. Examples of encapsulants are polymers and waxes. Waxes include waxy polymers. Waxes are water insoluble, organic materials that are solid or semi-solid at room temperature and usually of lower density than water, and typically can be melted above room temperature to form a liquid. Preferred waxes include any naturally occurring and synthetic waxes, wax esters, and greases that generally have a melting temperature of  $30^\circ\text{C}$  or more with a melting range of less than  $10^\circ\text{C}$  and are usually non-reactive with the reagents or solvents to which they are exposed. Examples of waxes are esters of various long-chain (fatty) alcohols and long-chain acids, preferably where at least one member of the ester has 10 or more carbon atoms, including various unsaturated and branched chain types and also those esters of glycerols and sterols. Also, certain free alcohols or acids have wax-like properties of melting temperature and inertness. Examples of saturated fatty acids that can be used are capric, lauric, myristic, palmitic, margaric, stearic, arachidic, behenic, tetracosanic, lignoceric, cerotic, and melissic. Some

-8-

examples of unsaturated fatty acids that can be used are tiglic, hypogaeic, gaidic, physetoleic, elaidic, oleic, isooleic, erudic, brassidic, and isoerudic. Some examples of fatty alcohols that can be used are octadecyl, carnaubyl, ceryl, melissyl, and phytol. Also included are various esters of these and other fatty acids with any suitable fatty alcohols, or sterols such as cholesterol, or glycerols. Other examples are natural or suitably modified or derivatized waxes such as various plant derived waxes, greases and oils including carnauba wax, cranberry wax, ouricuri wax, candelilla wax, raphia wax, apple, cotton and cactus waxes; waxes (including greases) produced by bacteria (e.g. cetyl stearate); fungi, protozoa and algae; various invertebrate waxes and greases including insect waxes such as beeswaxes (e.g. triacontyl palmitate, palmatyl palmitate), and Coccus sp. derived waxes (e.g. lac, cochineal and Chinese insect); other animal fats (e.g. triglycerides) and waxes including spermaceti (e.g. cetyl palmitate), lanolin and wool grease.

Also included are various derivatives, extracts, and combinations of these materials. Other suitable waxes are many natural or synthetic hydrocarbons such as white waxes, paraffins, ceresins, vaselines, silicon greases and waxes, polychlorinated or polyfluorinated hydrocarbons, aromatic hydrocarbons (such as naphthalene and durene (1,2,4,5-tetramethylbenzene)), polyether waxes and polyester waxes. Waxy polymers are polymers that have wax-like chemical or physical properties alone or when combined with other waxes. Examples of wax-like polymers are polyethylenes and polypropylenes. Examples of polymers that may be combined with waxes to produce waxy polymers are certain gums and rubbers, various kinds of latex, gutta-percha, balata, chicle and various derivatives. Also included are synthetic rubbers such as isoprene polymers, hydrogenated rubber, butadiene polymers, chloroprene polymers and butyl polymers.

-9-

The table below lists examples of encapsulants.

Paraffin wax Ceresine wax Beeswax Microcrystalline wax Petroleum wax	Gelatin Guar gum Acacia (gum arabic) Carob bean gum Carrageenan Xanthan gum Food starch	Carboxymethyl cellulose Ethyl cellulose Methyl cellulose Cellulose acetate Cellulose nitrate
Silicone rubber Butyl rubber Butadiene-styrene rubber	Polyurethane Epoxy Polyvinyl alcohol Polyvinyl acetate Polydimethyl siloxane Urea formaldehyde Polyethylene	Polyethylene glycol Polystyrene Polymethyl methacrylate Polypropylene Polyvinyl chloride Polyvinyl alcohol Polycarbonate Polyamide

The term "soluble" as used herein, particularly in the case of waxy  
5 polymers, also includes swellable; i.e. the polymerizer need not actually  
dissolve the wax, as long as it can penetrate the encapsulant sufficiently to  
allow polymerization of the polymerizer when it contacts the activator.

The capsules contain a polymerizer. The polymerizer contains a  
polymerizable compound such as a monomer or prepolymer, and may  
10 optionally contain other ingredients, such as other monomers and/or  
prepolymers, stabilizers, solvents, viscosity modifiers such as polymers,  
odorants, colorant and dyes, blowing agents, antioxidants, and co-catalysts.  
Preferably, the polymerizer is a liquid at room temperature.

Preferably, the activator is a catalyst or an initiator. Examples of  
15 polymerizable compounds are cyclic olefins, preferably containing 4-50  
carbon atoms and optionally containing heteroatoms, such as DCPD,  
substituted DCPDs, norbornene, substituted norbornene, cyclooctadiene, and  
substituted cyclooctadiene. Corresponding catalysts for these are ring  
opening metathesis polymerization (ROMP) catalysts such as Schrock  
20 catalysts<sup>14,15</sup>.

-10-

Another example of polymerizable compounds are lactones such as caprolactone, and lactams, that when polymerized will form polyesters and nylons, respectively. Corresponding catalysts for these are cyclic ester polymerization catalysts and cyclic amide polymerization catalysts, such as scandium triflate.

Furthermore, a polymerizer may contain a polymerizable compound and one part of a two-part catalyst, with a corresponding initiator being the other part of the two-part catalyst. For example, the polymerizable compound may be a cyclic olefin; one part of a two-part catalyst may be a tungsten compound, such as an organoammonium tungstate, an organoarsonium tungstate, or an organophosphonium tungstate; or a molybdenum compound, such as organoammonium molybdate, an organoarsonium molybdate, or an organophosphonium molybdate. The second part of the two-part catalyst may be an alkyl aluminum compound, such as an alkoxyalkylaluminum halide, an aryloxyalkylaluminum halide, or a metaloxyalkylaluminum halide in which the metal in the compound is tin, lead, or aluminum; or an organic tin compound, such as a tetraalkyltin, a trialkyltin hydride, or a triaryltin hydride.

In another such system, the polymerizable compound may be unsaturated compounds such as acrylates; acrylic acids; alkyl acrylates; alkyl acrylic acids; styrenes; isoprene; and butadiene. In this case, atom transfer radical polymerization (ATRP) may be used, with one of the two components being mixed with the polymerizable compound and the other acting as the initiator: one component being an organohalide such as 1-chloro-1-phenylethane, and the other component could be a copper(I) source such as copper(I) bipyridyl complex. Alternatively, one component could be a peroxide such as benzoyl peroxide, and the other component could be a nitroso precursor such as 2,2,6,6-tetramethylpiperidiny-1-oxy (TEMPO). These systems are described in Malcolm P. Stevens; *Polymer Chemistry: An Introduction*, 3rd Edition; New York: Oxford University Press, 1999, p. 184 - 186.

In another such system, the polymerizable compound may contain isocyanate functional groups (-N=C=O) with hydroxyl functional groups (-OH).

-11-

For this system, the polymerizable material may for example be a compound containing both an isocyanate group and a hydroxyl group, or two different compounds, one compound containing at least two isocyanate groups and the other compound containing at least two hydroxyl groups. The reaction between an isocyanate group and a hydroxyl group can form a urethane linkage (-N-C(=O)-O-) between the compounds, possibly releasing carbon dioxide. This carbon dioxide can provide for the creation of expanded polyurethane foam; optionally the polymerizer may contain a blowing agent, for example a volatile liquid such as dichloromethane. In this case, condensation polymerization may be used, with one of the two components being mixed with the polymerizable compound and the other acting as the initiator: for example, one component could be an alkyltin compound such as stannous 2-ethylhexanoate, and the other component could be a tertiary amine such as diazabicyclo[2.2.2]octane (DABCO). These systems are described in Malcolm P. Stevens; *Polymer Chemistry: An Introduction*, 3rd Edition; New York: Oxford University Press, 1999, p. 378 - 381.

By using a protected activator, a larger variety of polymerizers and corresponding activators, particularly catalysts, may be used. The table below includes additional polymerizers and corresponding activators.

Ring Opening Metathesis Polymerization	
Monomers	Catalysts
endo-DCPD exo-DCPD norbornene cyclooctene cyclooctadiene	Grubbs' catalysts (particularly bis(tricyclohexylphosphine) benzylidene ruthenium(IV) chloride and benzylidene[1,3-bis(2,4,6-trimethylphenyl)-2-imidazolidinylidene] dichloro(tricyclohexylphosphine) ruthenium) RuCl <sub>3</sub> ·3H <sub>2</sub> O transition metal compounds (particularly WCl <sub>6</sub> , WClO <sub>4</sub> , MoCl <sub>5</sub> , and ReCl <sub>5</sub> ) and either an acetylene cocatalyst (particularly

-12-

	<p>phenylacetylene and 1-alkynes) or an organometallic co-catalyst (particularly <math>\text{Bu}^i_3\text{Al}</math>, <math>\text{Et}_3\text{Al}</math>, <math>\text{Et}_2\text{AlCl}</math>, <math>\text{EtAlCl}_2</math>, <math>\text{Me}_4\text{Sn}</math>, <math>\text{Et}_4\text{Sn}</math>, <math>\text{Bu}_4\text{Sn}</math>, <math>\text{Ph}_4\text{Sn}</math>, <math>\text{Me}_2(\text{allyl})_2\text{Si}</math>, or aluminoxanes)</p> <p>Schrock catalysts (particularly 2,6-diisopropylphenylimidoneophylidene molybdenum (VI) bis(t-butoxide) and 2,6-Diisopropylphenylimidoneophylidene molybdenum (VI) bis(hexafluoro-t-butoxide))</p>
Ziegler-Natta Polymerization	
Monomer	Catalysts
<p>dicylopentadiene</p> <p>ethylidenenorbornene</p> <p>hexadiene</p> <p>1-decene</p> <p>vinyl ethers</p>	<p>metallocene catalyst (particularly based on Zr, Ti, or Hf) with methylaluminoxane</p>
Cationic Polymerization	
Monomers	Catalysts
<p>alpha-methylstyrene</p> <p>vinyl ethers</p> <p>coumarone</p> <p>indene</p>	<p>cation-forming initiator (particularly <math>\text{H}_2\text{O}</math>, <math>\text{Ph}_3\text{CCl}</math>, tropylium halides, or <math>\text{I}_2</math>) with a Lewis acid coinitiator (particularly <math>\text{AlCl}_3</math>, <math>\text{AlBr}_3</math>, <math>\text{BF}_3</math>, <math>\text{TiCl}_4</math>, and <math>\text{SnCl}_4</math>)</p> <p>mineral acid (Particularly <math>\text{H}_2\text{SO}_4</math> and <math>\text{H}_3\text{PO}_4</math>)</p>

The polymer contains both capsules and a corresponding activator for the polymerizer. Optionally, a set of capsules may be present that contain one or more additional ingredients, such as stabilizers, solvents, viscosity

-13-

modifiers such as polymers, odorants, colorant and dyes, blowing agents, antioxidants, and co-catalysts.

Preferably, the capsules have an average diameter of 10 nm to 1 mm, more preferably 30-500  $\mu\text{m}$ , most preferably to 50-300  $\mu\text{m}$ . The capsules  
5 have an aspect ratio of 1:1 to 1:10, preferably 1:1 to 1:5, more preferably 1:1 to 1:3, and even more preferably 1:1 to 1:2, and most preferably 1:1 to 1:1.5.

The wall thickness of the capsules is preferably 100 nm to 3  $\mu\text{m}$ . The selection of capsule walls thickness depends on the polymer in the composite. For example, capsule walls that are too thick will not rupture when a crack  
10 approaches, while capsules with very thin walls will break during processing.

The adhesion between the capsules and the polymer of the composite influences whether the capsules will rupture or debond in the presence of an approaching crack. To promote the adhesion between the polymer and capsule wall, various silane coupling agents may be used. Typically, these  
15 are compounds of the formula  $\text{R-SiX}_3$  Where R is preferably a reactive group  $\text{R}^1$  separated by a propylene group from silicon, and X is an alkoxy group (preferably methoxy), such as  $\text{R}^1\text{CH}_2\text{CH}_2\text{CH}_2\text{Si}(\text{OCH}_3)_3$ . Examples include silane coupling agents available from DOW CORNING (with reactive group following the name in parentheses): Z6020 (Diamino); Z6030 (Methacrylate);  
20 Z6032 (Styrylamine Cationic); Z6040 (Epoxy); and Z6075 (Vinyl).

To increase the adhesion between the capsules and a polymer in the composite, the capsules may be treated by washing them in a solution of the coupling agent. For example, urea-formaldehyde capsules may be washed in a solution of Silane Z6020 or Z6040 and hexane (1:20 wt.) followed by adding  
25 Silane Z6032 to the polymer (1% wt.).

Capsules may be made by a variety of techniques, and from a variety of materials, such as those described in *Microencapsulation: Methods and Industrial Applications* Ed. Benita, Simon Marcel Dekker, New York, 1996; *Microencapsulation: Processes and Applications* Ed. Vandegaer, J. Plenum  
30 Press, New York, 1974; and *Microcapsule Processing and Technology* Kondo, A. Marcel Dekker, New York, 1979. Examples of materials from which the capsules may be made, and the techniques for making them include:

-14-

urea-formaldehyde, formed by *in situ* polymerization; gelatin, formed by complex coacervation; polyurea, formed by the reaction of isocyanates with a diamine or a triamine, depending on the degree of crosslinking desired (the extent of crosslinking also determines the brittleness of the capsule); and  
5 polyamide, formed by the use of a suitable acid chloride and a water soluble triamine.

The polymer may be any polymeric material into which the capsules may be dispersed. Examples include polyamides such as nylons; polyesters such as poly(ethylene terephthalate) and polycaprolactone; polycarbonates;  
10 polyethers such as epoxides; polyimides such as polypyromellitimide (for example KAPTAN); phenol-formaldehyde resins (for example BAKELITE); amine-formaldehyde resins such as a melamine resin; polysulfones; poly(acrylonitrile-butadiene-styrene) (ABS); polyurethanes; polyolefins such as polyethylene, polystyrene, polyacrylonitrile, polyvinyls, polyvinyl chloride,  
15 poly(DCPD) and poly(methyl methacrylate); polysilanes such as poly(carborane-siloxane); and polyphosphazenes.

The capsules and protected activator (such as the catalyst or initiator) may be dispersed into the polymer by forming the polymer around the capsules and activator, such as by polymerizing monomer to form the polymer  
20 with the capsules and activator mixed into the monomer. Alternatively, the polymer may be first formed, and then the capsules and protected activator mixed in. For example, the polymer may be dissolved in a solvent and the capsules and protected activator mixed into the solution, followed by removal of the solvent. Furthermore, other components may be added to the polymer,  
25 such as fibers, fillers, adhesion modifiers, blowing agents, anti-oxidants, colorants and dyes, and fragrances.

## EXAMPLES

### Synthesis of Wax Microparticles Containing Grubbs' Catalyst.

30 In an N<sub>2</sub>-filled glovebox, paraffin wax (Aldrich, 10.0 g, mp = 58-62 °C) and Grubbs' Catalyst (Strem, 525 mg) were sealed in a vial. The vial was

-15-

removed from the glovebox. A solution of water (225 mL), poly(ethylene-co-maleic anhydride) (0.63 g, 0.28 wt %) and octanol (1 drop) was placed in a 1000 mL beaker in an 82 °C water bath and stirred with a mechanical stirrer at 900 RPM. The vial containing the wax and the catalyst was submerged in the same 82 °C water bath. After 10 min, the wax had melted and the aqueous solution had reached 65-70 °C. The vial with the molten wax was shaken to disperse the catalyst. The vial was then opened (in air), and the wax was poured into the aqueous solution. After 2 min, cold water (600 mL, 0 °C) was quickly added, and the stirring was stopped. The microparticles were collected by filtration and dried under vacuum.

#### Kinetics of ROMP Catalyzed by Wax-Protected Grubbs' Catalyst

In an N<sub>2</sub>-filled glovebox, a stock solution of PCy<sub>3</sub> (4.1 mM) in d-8 toluene was prepared. This stock solution was then added to an NMR tube with wax microparticles (140 mg) containing 5 wt % Grubbs' catalyst (0.0085 mmol). A control sample with unprotected Grubbs' catalyst (7.0 mg, 0.0085 mmol) and wax microparticles without included catalyst (133 mg) was prepared using the same stock solution of PCy<sub>3</sub> in d-8 toluene. The total weight of each solution was 0.70 g. The samples were capped with septa and removed from the glovebox. Mesitylene (10 µL) was added via syringe as an internal standard. The ROMP kinetics with *endo*-DCPD were obtained by in situ <sup>1</sup>H NMR as described previously.<sup>10</sup>

#### Fracture Tests

Using the established method,<sup>1,2,11</sup> fracture samples with a tapered double-cantilever beam (TDCB) geometry were prepared containing 10 wt % of 180 µm diameter DCPD-filled microcapsules.<sup>1,2,11</sup> The TDCB geometry, developed by Mostovoy et al.,<sup>12</sup> provided a crack-length-independent measure of strain energy:

$$J_c = \frac{\beta(\alpha P_c)^2}{E} \quad (1)$$

-16-

Thus, the geometric term  $\alpha$ , the critical fracture load  $P_C$ , and the term  $\beta$  were the only required measurements. As discussed by Brown et al., it can be experimentally determined that  $\alpha = 11.2 \times 10^3 \text{ m}^{-3/2}$  for the TDCB sample geometry.<sup>2,4</sup> The nonlinearity term  $\beta$  was introduced to account for nonlinear elastic behavior of the healed interface prior to crack growth. For fracture of the virgin (linear elastic) material,  $\beta$  is uniquely unity (1); for fracture of the healed materials,  $\beta$  is calculated by dividing the area under the measured load–displacement curve up to the point of crack growth by the area under a linear elastic load displacement curve of the same initial compliance and peak load. Virgin fracture was brittle in all cases and was statistically independent of microparticle size, concentration, or catalyst concentration ( $J_C = G_C = 250 \pm 50 \text{ J/m}^2$ ,  $K_{IC} = 0.84 \pm 0.07 \text{ MPa m}^{1/2}$ ).

Healing efficiency was assessed by modifying the protocol established by White et al.<sup>1</sup> TDCB fracture specimens were pin loaded and tested under displacement control, at  $5 \text{ } \mu\text{m/s}$  displacement rate. Samples were tested to failure, measuring initial compliance and peak load to establish the initial (virgin) strain energy release rate. Load was then removed, and the crack faces were allowed to come in contact. Samples were retested after 24 hours to determine the healed, non-linear strain energy release rate. Crack healing efficiency,  $\eta$ , was defined as the ability to recover strain energy:<sup>13</sup>

$$\eta = \frac{J_{C_{\text{healed}}}}{J_{C_{\text{virgin}}}} = \beta_{\text{healed}} \left( \frac{P_{C_{\text{healed}}}}{P_{C_{\text{virgin}}}} \right)^2 \quad (2)$$

The reactivity of the wax-embedded catalyst was quantified by using in situ  $^1\text{H}$  NMR to measure the ROMP kinetics of *endo*-DCPD in the presence of the microparticles.<sup>10</sup> The rate constant for ROMP of DCPD measured for a sample prepared with Grubbs' catalyst obtained from the wax microparticles was  $0.0162 \text{ s}^{-1}$ . An analogous control sample prepared with unprotected Grubbs' catalyst had a rate constant of  $0.0179 \text{ s}^{-1}$ , which shows that the process of embedding the catalyst in wax microparticles only reduces the reactivity by 9%. This small reduction in rate shows that the brief exposure of the catalyst to heat and air only mildly affects its reactivity. Furthermore,

-17-

when the wax-protected catalyst is melted and cast into new microparticles, the measured rate constant does not change significantly from that of the original microparticles. Because this recycling process can be done without loss of reactivity, microparticles that fall outside the desired size range can be reformed with useful diameters, thus avoiding the costly waste of catalyst.

The wax greatly increases the resistance of the catalyst to ethylenediamine (EDA). As a control, a sample of unprotected Grubbs' catalyst was exposed to neat EDA and immediately placed under vacuum. Within 10 min, the EDA had completely evaporated. The same procedure was performed with wax-protected catalyst microparticles. NMR samples were prepared using the non-volatile catalyst and wax residues, and the kinetics of ROMP of DCPD using the exposed catalyst were measured. The wax preserved 69% of the catalyst's reactivity while the unprotected catalyst showed no reactivity. Because of its low volatility, DETA could not be used in a similar experiment, but the wax appears to similarly protect the catalyst from DETA. Because the wax can protect the catalyst from the DETA used to prepare self-healing samples, less catalyst will be destroyed during sample preparation and healing should be possible with reduced catalyst loadings.

The wax microparticles also appear to be useful for dispersing Grubbs' catalyst uniformly throughout the epoxy matrix. Figure 2A shows a sample of epoxy containing unprotected catalyst (2.5 wt %), and the micrograph shows that the catalyst tends to form rather large particles with relatively large separations. Figure 2B shows a similar sample with 5 wt % wax microparticles. However, because the microparticles contain only 5 wt % Grubbs' catalyst, the sample has only 0.25 wt % overall loading of Grubbs' catalyst, which is an order of magnitude lower than the sample in Figure 2A. As Figure 2B shows, the wax microparticles are well distributed throughout the sample giving a much higher sectional density of catalyst particles even with a much lower overall catalyst loading. Thus, the catalyst will also be more evenly distributed across the crack plane of a fractured sample, and this uniformity facilitates healing by delivering catalyst to the DCPD on the entire crack plane rather than only to localized areas near scarce catalyst particles.

-18-

Using the techniques reported previously,<sup>1,2,4</sup> fracture samples were prepared and tested with 10 wt % DCPD microcapsules and various loadings of catalyst microparticles. Representative load–displacement curves for virgin and healed specimens are shown in Figures 3A and 3B. Unlike the behavior previously reported for self-healing samples prepared with unprotected catalyst, the self-healing achieved with catalyst microparticles exhibits non-linear behavior prior to the onset of crack propagation. The non-linearity appears to result from the polydicyclopentadiene being softened by the wax that is dissolved in the DCPD prior to curing, and this softening effect is being examined in more detail in a separate study. Due to this non-linearity, strain energy ( $J_C$ ) at crack propagation is a better measure of healing ability than stress intensity ( $K_{IC}$ ) at fracture (which was used in our previous reports), and the healed critical strain energy is dependent on both the critical load for the crack to propagate ( $P_C$ ) and the extent of non-linearity captured by the parameter  $\beta$ ; increasing either of these terms increases healing. Moreover, while healing efficiency is a measure of recovery of the strain energy prior to crack propagation, the greater resistance to crack growth in the healed material after the start of propagation yields a total energy to sample failure that is greater than the brittle failure of the virgin material. Therefore, the healing efficiencies calculated using critical strain energy may underestimate the full recovery effect of self-healing.

Figure 4A shows how healing efficiencies vary with the amount of catalyst included in the wax microparticles. As expected, the samples with the largest amounts of catalyst gave the best healing efficiencies (93%), but even with the lowest attempted catalyst loading good healing (59%) was observed. In this series, the loading of microparticles in the epoxy is held constant at 5 wt %. If it is assumed that the non-linearity in this system results from wax being incorporated into the polyDCPD, the relatively constant values for  $\beta$  in this series are likely due to the nearly constant amount of wax in each sample.

The data in Figure 4A show that an overall catalyst loading of 0.25 wt % (i.e. 5 wt % catalyst in the microparticles multiplied by 5 wt % microparticles

-19-

in the epoxy) is sufficient for good healing. Based on this result, an additional series of samples was tested to optimize the healing that can be achieved using this concentration of catalyst. In this series, the loading of catalyst in the wax was varied inversely with the loading of microparticles in the epoxy in order to maintain an overall catalyst level of 0.25 wt % (Figure 4B). The highest healing efficiency resulted from a 5 wt % catalyst loading in the microparticles and a 5 wt % microparticle loading in the epoxy, and this optimal efficiency is primarily due to the large value for the non-linearity term  $\beta$ . The cause for the high value of  $\beta$  probably stems from the fact that the amount of wax in the sample is at its highest level with 5 wt % microparticles in the epoxy, and high wax loadings appear to enhance non-linearity.

As Figures 4A and 4B show, an average healing efficiency of 59% is obtained with a 0.25 wt % catalyst in the sample. As previously reported,<sup>4</sup> the self-healing system using unprotected catalyst gave an optimized average healing efficiency of 62% (based on strain energy  $J_C$ ) and only 24% for the comparable case of 10 wt % 180  $\mu\text{m}$  diameter microcapsules with 2.5 wt % catalyst. Thus, by using the wax protected catalyst microparticles, comparable or, in some cases, superior healing efficiency is achieved while reducing the overall catalyst loading by an order of magnitude.

Suspending Grubbs' catalyst in wax microparticles retains its reactivity while it is protected from the conditions required for the preparation and curing of epoxy materials. This method of delivery produces comparable healing efficiencies to those previously achieved while requiring only one tenth as much catalyst. Additionally, healing efficiencies of 93% (which surpass any previously reported healing efficiencies when expressed in terms of strain energy) can be achieved with this system while using lower catalyst loadings than the previous systems. This increased efficiency may result from more uniform dispersion of the wax-protected catalyst in the epoxy matrix along with the ability of the wax to protect the catalyst from detrimental interaction with DETA. These results may be extended to other polymers, and other protected activators.

## REFERENCES:

- 5 [1] White, S. R.; Sottos, N. R.; Geubelle, P. H.; Moore, J. S.; Kessler, M. R.; Sriram, S. R.; Brown, E. N.; Viswanathan, S. *Nature* **2001**, *409*, 794-797.
- [2] Brown, E. N.; Sottos, N. R.; White, S. R. *Exp. Mech.* **2002**, *42*, 372-379.
- [3] Kessler, M. R.; White, S. R. *J. Polym. Sci. Pol. Chem.* **2002**, *40*, 2373-2383.
- 10 [4] Brown, E. N.; White, S. R.; Sottos, N. R. *J. Mater. Sci.* **2004**, *39*, 1703-1710.
- [5] Kessler, M. R.; Sottos, N. R.; White, S. R. *Compos. Part A-Appl. S.* **2003**, *34*, 743-753.
- [6] Taber, D. F.; Frankowski, K. J. *J. Org. Chem.* **2003**, *68*, 6047-6048.
- 15 [7] Kosak, et al., U. S. Patent Nos. 5,413,924; 5,550,044; and 5,643,764.
- [8] Shimandle, D. J.: U. S. Patent No. 5,185,108.
- [9] Schwab, P.; Grubbs, R. H.; Ziller, J. W. *J. Am. Chem. Soc.* **1996**, *118*, 100-110.
- [10] Rule, J. D.; Moore, J. S. *Macromolecules* **2002**, *35*, 7878-7882.
- 20 [11] Brown, E. N.; Kessler, M. R.; Sottos, N. R.; White, S. R. *J. Microencapsul.* **2003**, *20*, 719-730.
- [12] Mostovoy, S.; Crosley, P. B.; Ripling, E. J. *J. Mater. Sci.* **1967**, *2*, 661-681.
- [13] Wool, R. P.; O'Conner, K. M. *J. Appl. Phys.* **1981**, *52*, 5953-5963.
- 25 [14] Bazan, G.C.; Schrock, R.R.; Cho, H.-N.; Gibson, V.C. *Macromolecules* **1991**, *24*, 4495-4502.)
- [15] Grubbs, R.H.; Chang, S. *Tetrahedron* **1998**, *54*, 4413-4450.

## CLAIMS

1. A composite material, comprising:
  - (i) a polymer,
  - (ii) a polymerizer,
  - 5 (iii) a protected corresponding activator for the polymerizer, and
  - (iv) a plurality of capsules,wherein the polymerizer is in the capsules, and the corresponding activator is protected with a corresponding encapsulant for the polymer and the polymerizer.
- 10 2. The composite material of claim 1, wherein the polymerizer comprises at least one monomer selected from the group consisting of cyclic olefins, lactones, lactams, acrylates, acrylic acids, alkyl acrylates, alkyl acrylic acids, styrenes, isoprene and butadiene.
- 15 3. The composite material of any of the preceding claims, wherein the polymerizer comprises cyclic olefins.
- 20 4. The composite material of any of the preceding claims, wherein the polymer comprises at least one member selected from the group consisting of polyamides, polyesters, polycarbonates, polyethers, polyimides, phenol-formaldehyde resins, amine-formaldehyde resins, polysulfones, poly(acrylonitrile-butadiene-styrene), polyurethanes, polyolefins, and polysilanes.
- 25 5. The composite material of any of the preceding claims, wherein the polymer comprises at least one member selected from the group consisting of polyesters and polyethers.
6. The composite material of any of the preceding claims, wherein the corresponding activator for the polymerizer comprises at least one monomer selected from the group consisting of ROMP catalysts and cyclic ester polymerization catalysts.

-22-

7. The composite material of any of the proceeding claims, wherein the corresponding activator for the polymerizer comprises a ROMP catalyst.

8. The composite material of any of the proceeding claims, wherein the encapsulant is a wax.

5 9. The composite material of any of the proceeding claims, wherein the capsules comprise a polymer of urea and formaldehyde, gelatin, polyurea, and polyamide.

10 10. The composite material of any of the proceeding claims, wherein the polymerizer comprises DCPD,  
the polymer comprises epoxy,  
the protected corresponding activator for the polymerizer comprises a ROMP catalyst protected by a wax, and is present as microparticless,  
the capsules have an aspect ratio of 1:1 to 1:1.5, and an  
15 average diameter of 30-300  $\mu\text{m}$ , and  
the capsules comprise a polymer of urea and formaldehyde.

20 11. A composite material, comprising:  
(i) a polymer,  
(ii) a polymerizer,  
(iii) microparticels of a protected corresponding catalyst for the polymerizer, and  
(iv) a plurality of capsules,  
wherein the polymerizer is in the capsules,  
the corresponding catalyst is protected with a corresponding  
25 encapsulant for the polymer and the polymerizer, and  
the encapsulant comprises wax.

12. The composite material of any of the proceeding claims, wherein

-23-

13. The composite material of any of the proceeding claims, wherein the polymer comprises at least one member selected from the group consisting of polyamides, polyesters, polycarbonates, polyethers, polyimides, phenol-formaldehyde resins, amine-formaldehyde resins, polysulfones, poly(acrylonitrile-butadiene-styrene), polyurethanes, polyolefins, and polysilanes.

14. The composite material of any of the proceeding claims, wherein the capsules comprise a polymer of urea and formaldehyde, gelatin, polyurea, and polyamide.

15. A method for making the composite of any of the proceeding claims, comprising:  
dispersing the capsules and the protected corresponding activator into the polymer.

16. A method for making the composite of any of the proceeding claims, comprising:  
dispersing the capsules and the protected corresponding activator into the polymer.

17. Particles, comprising:  
(a) a compound, and  
(b) a wax, surrounding the compound,  
wherein the particles are microparticles.

18. The particles of any of the proceeding claims, wherein the compound is an activator.

19. The particles of any of the proceeding claims, wherein the compound is a catalyst.

20. The particles of any of the proceeding claims, wherein the compound is a ROMP catalyst.

-24-

21. The particles of any of the proceeding claims, wherein the ROMP catalyst is a metal halide.

22. The particles of any of the proceeding claims, wherein the compound is an  $WCl_6$ .

5 23. The particles of any of the proceeding claims, wherein the wax is paraffin.

1/4

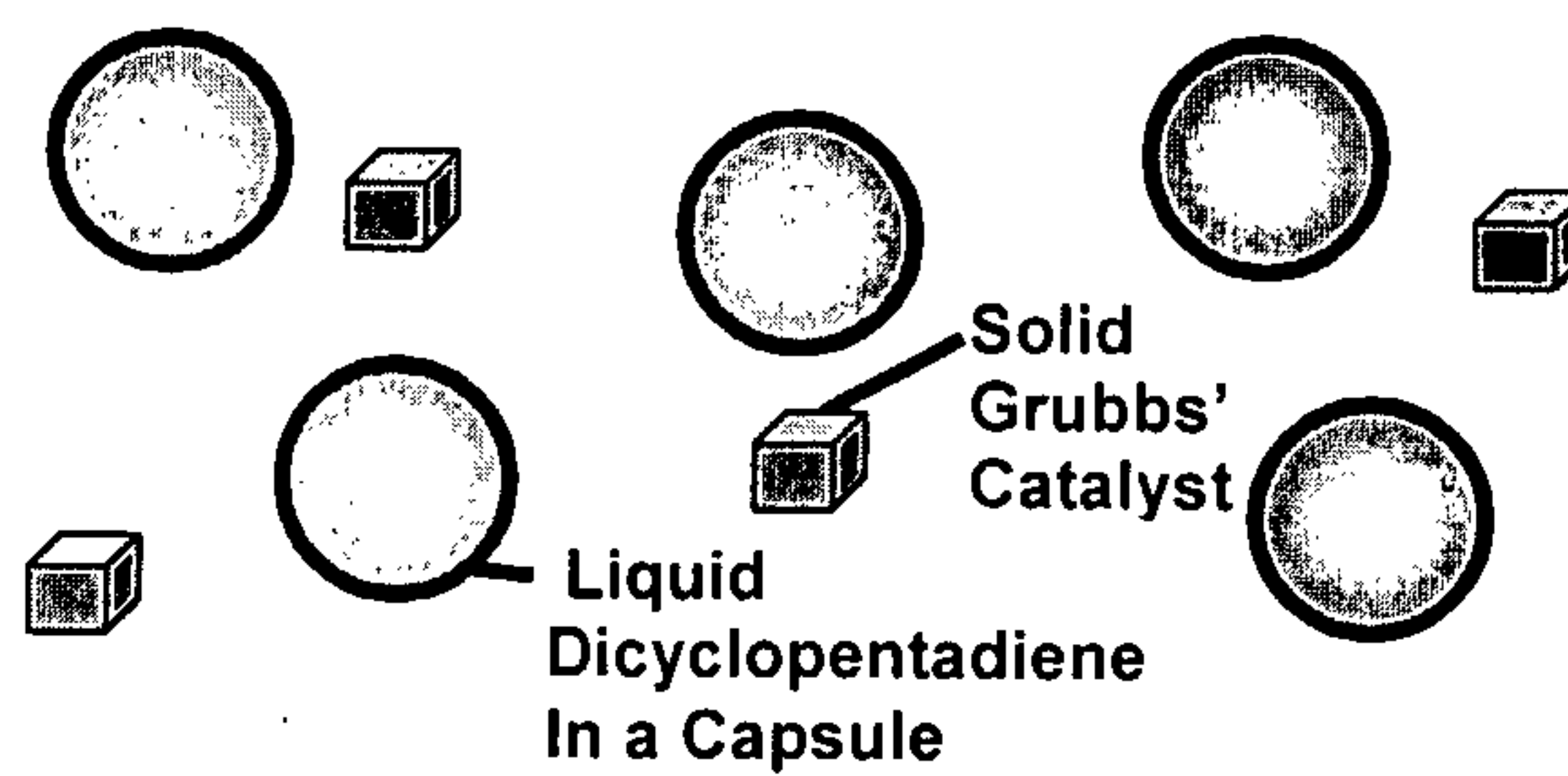


Figure 1A

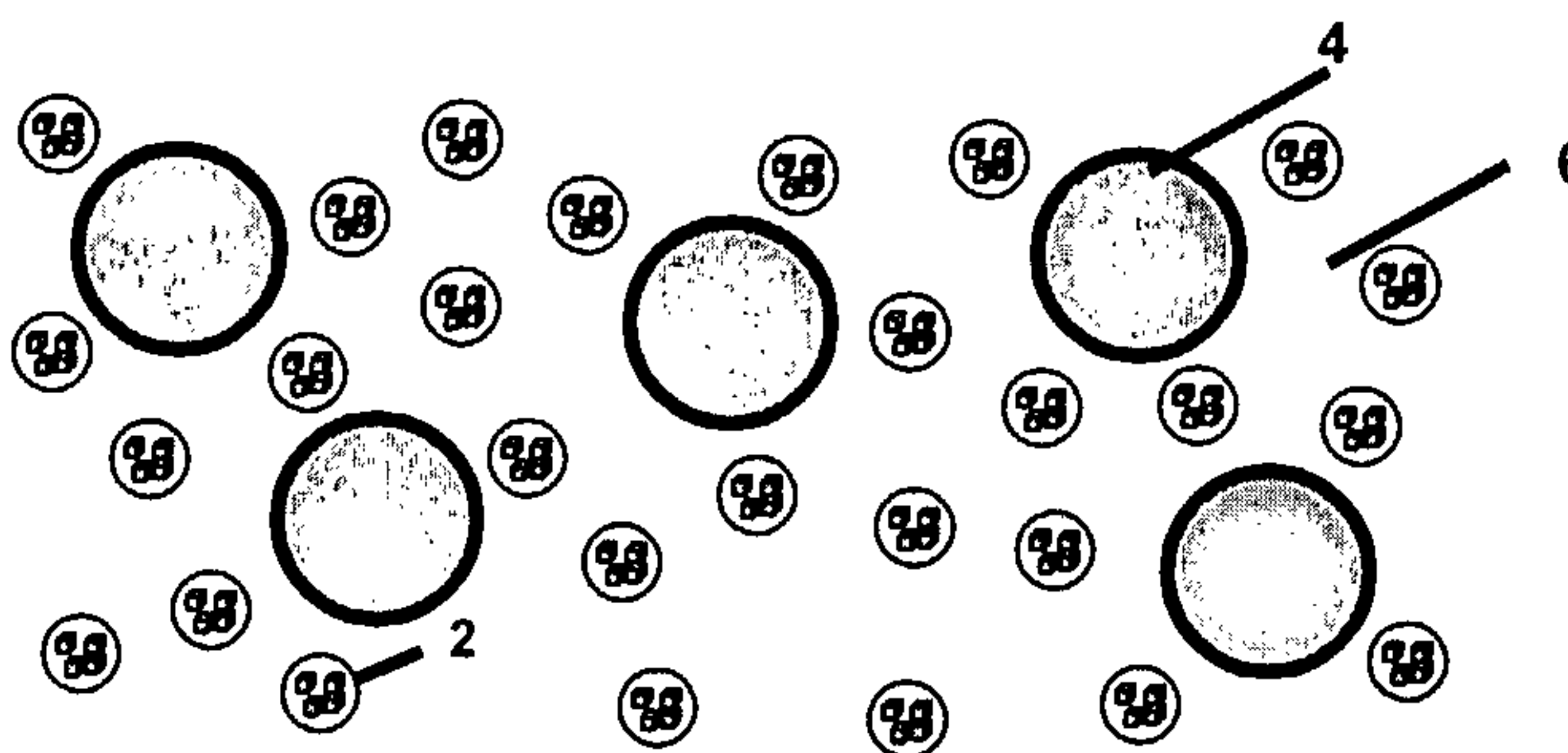




Figure 1B

2/4



**Figure 2A**



**Figure 2B**

3/4

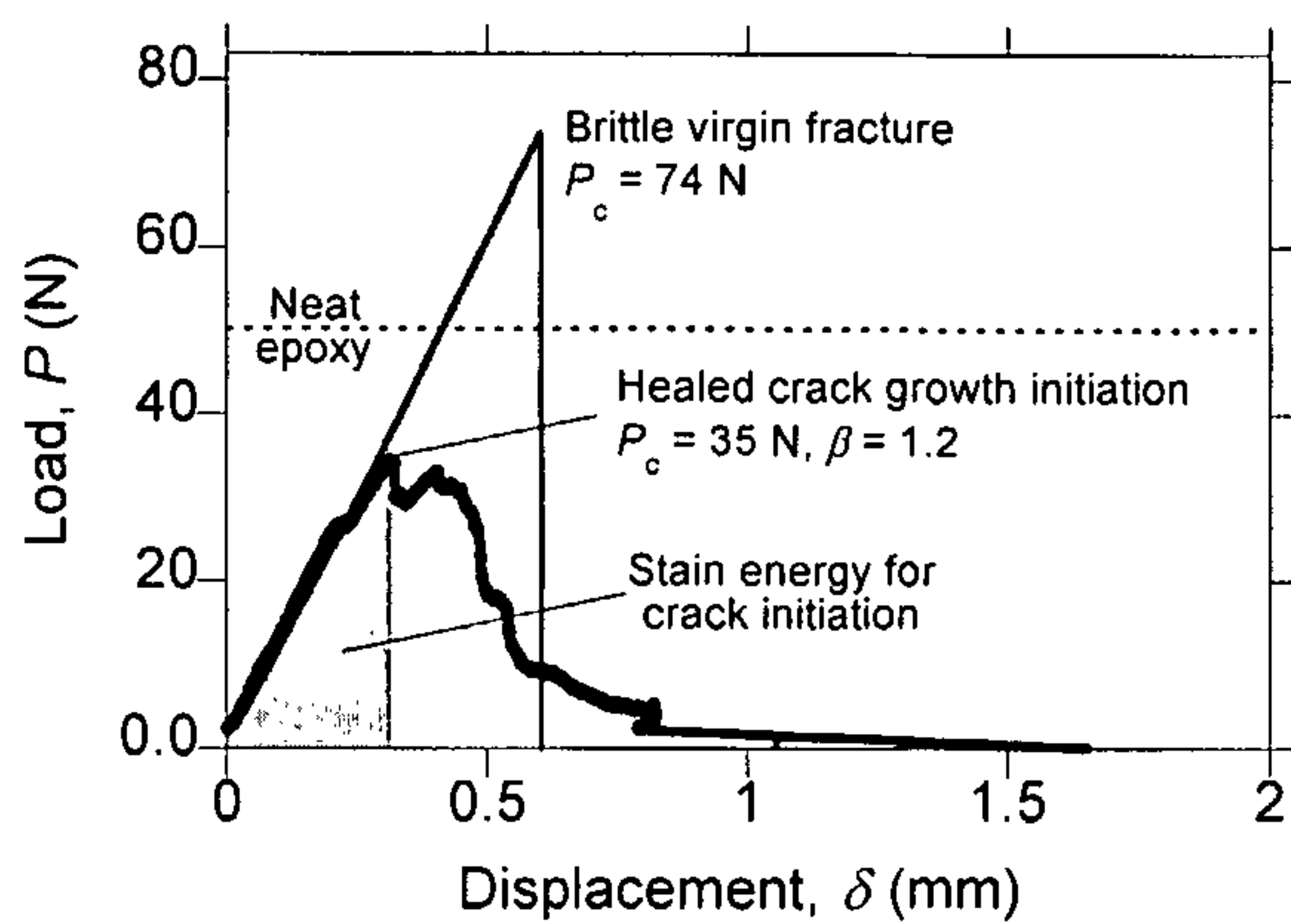


Figure 3A

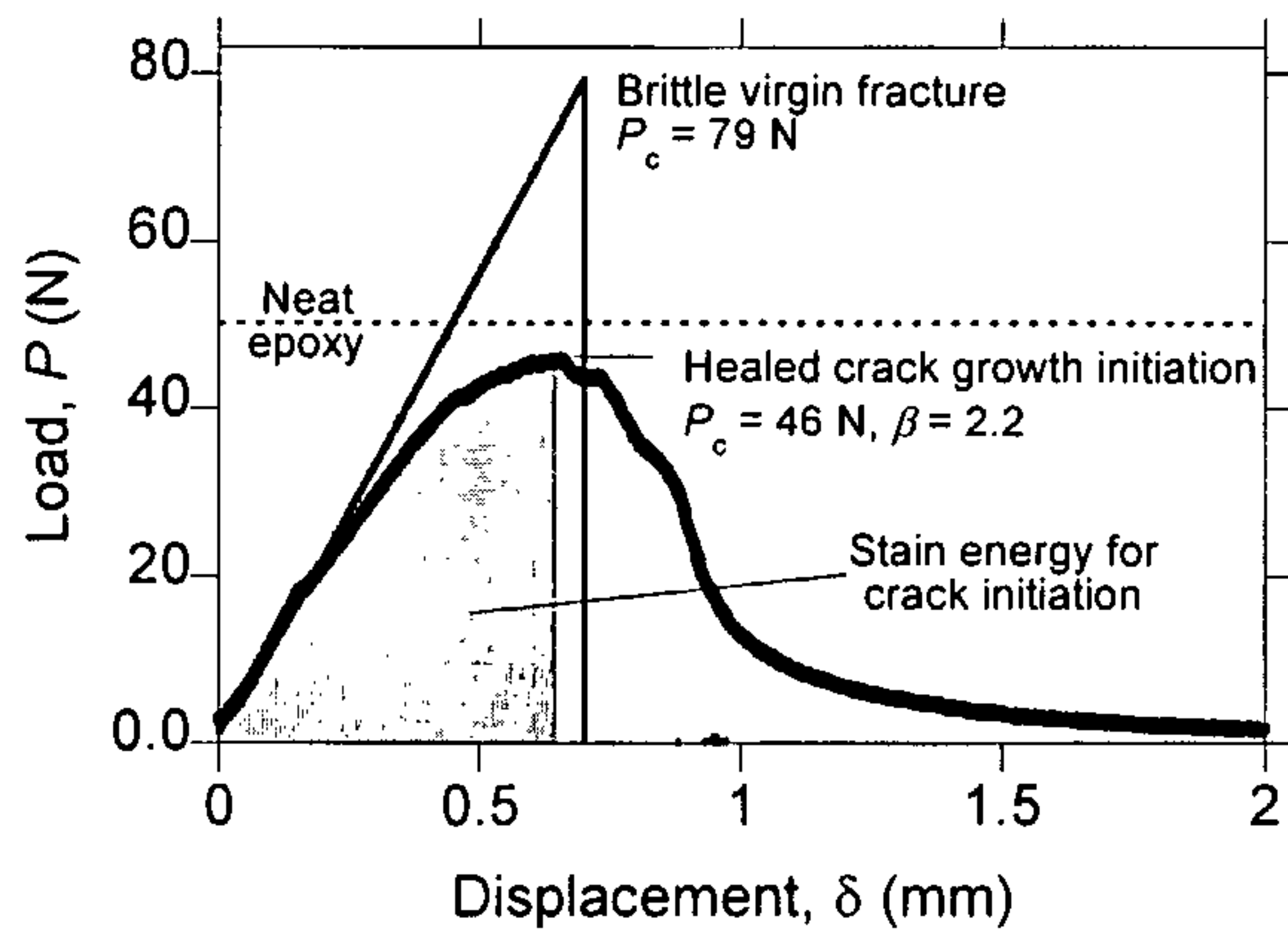


Figure 3B

4/4

Figure 4A

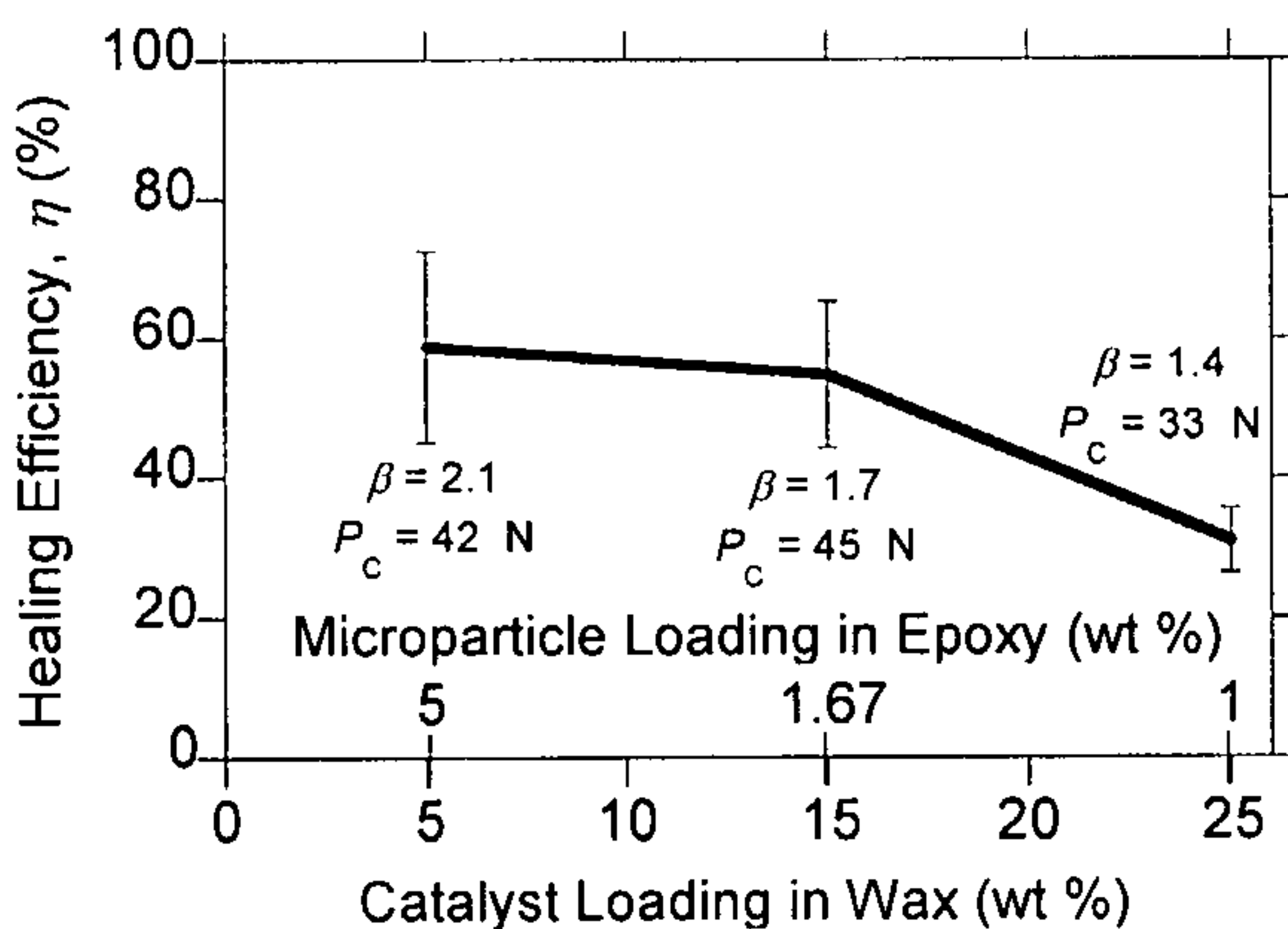
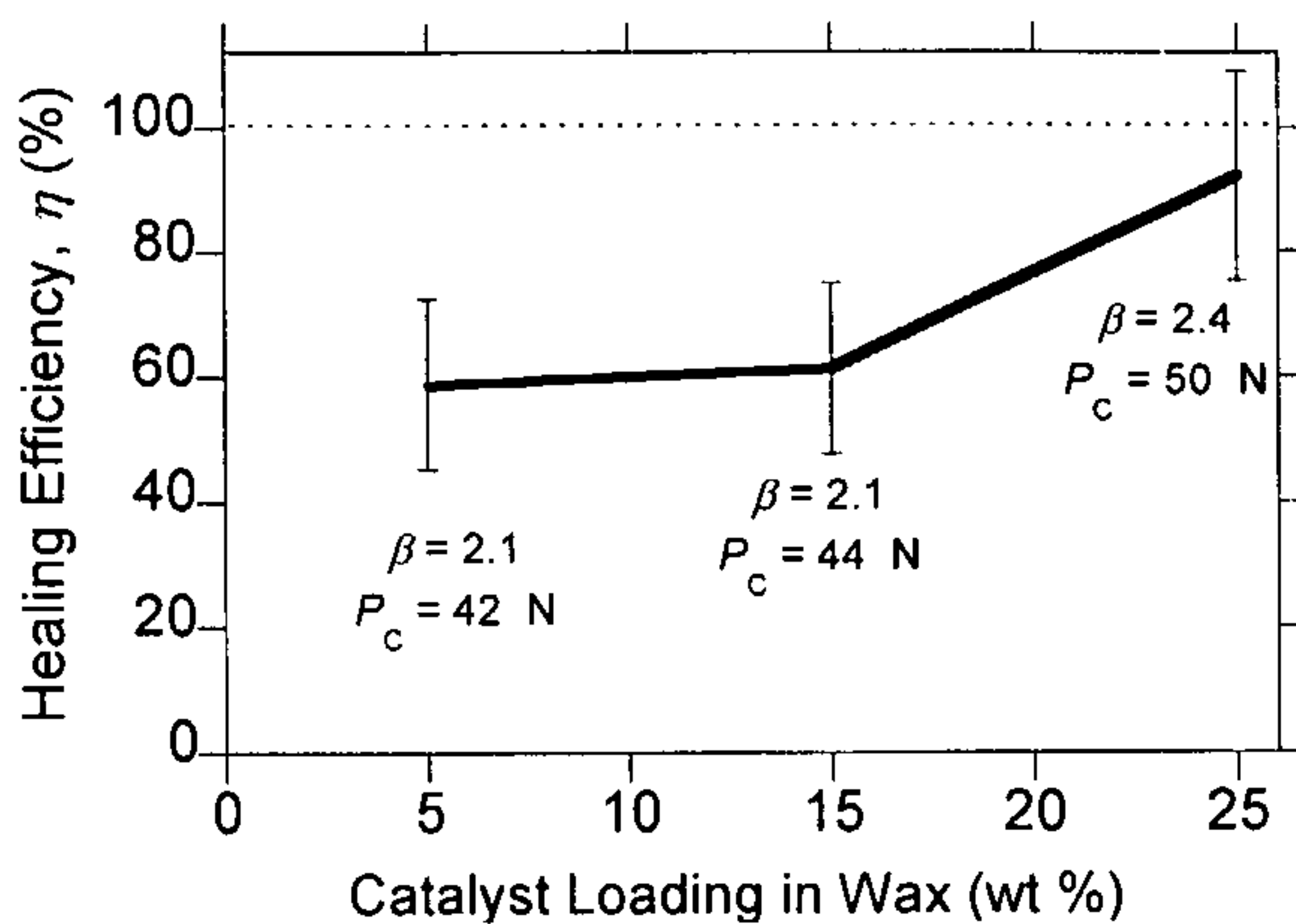


Figure 4B