



US 20120259999A1

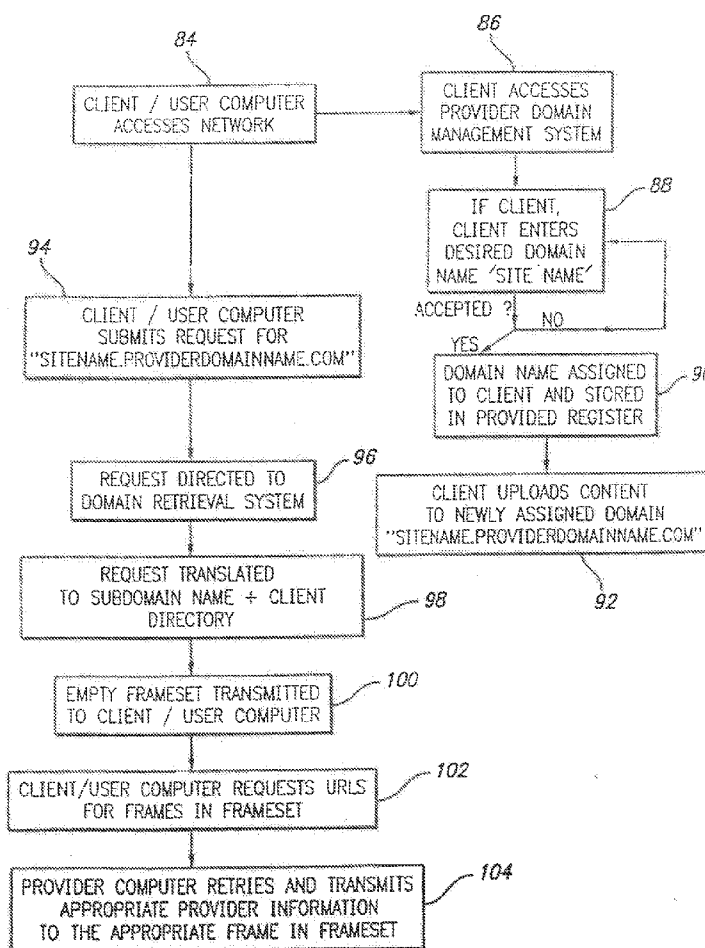
(19) **United States**(12) **Patent Application Publication**
SHUSTER et al.(10) **Pub. No.: US 2012/0259999 A1**(43) **Pub. Date: Oct. 11, 2012**(54) **SYSTEMS, APPARATUS AND METHOD FOR
HOSTING AND ASSIGNING DOMAIN NAMES
ON A WIDE AREA NETWORK****Publication Classification**(51) **Int. Cl.**
G06F 15/16 (2006.01)(52) **U.S. Cl.** **709/245**(57) **ABSTRACT**

Embodiments of the instant invention are directed to a domain management system, apparatus and method for hosting and assigning domain names. Embodiments of the domain management system comprise a name assignment system and a hosting system, wherein the hosting system comprises a domain retrieval system and a data storage apparatus. The name assignment system verifies availability and assigns domain names to requesting clients. The name assignment system comprises an input component, a confirmation mechanism and a name storage means. Preferred embodiments of the domain retrieval system comprise a scheduler, a parsing member having a plurality of redirectors and a plurality of servers. The domain retrieval system locates the domain referenced by the domain name by parsing header information and utilizing a wildcard DNS. Once the domain is located, the domain retrieval system for the domain to the user computer.

(76) Inventors: **Brian SHUSTER**, Stateline, NV (US); **Johnson LEONG**, San Jose, CA (US); **Matthew PRICE**, Santa Clara, CA (US); **Brian LAM**, Sunnyvale, CA (US); **Desmond Ford JOHNSON**, Monte Sereno, CA (US)

(21) Appl. No.: **13/529,407**(22) Filed: **Jun. 21, 2012****Related U.S. Application Data**

(63) Continuation of application No. 13/169,173, filed on Jun. 27, 2011, which is a continuation of application No. 11/285,371, filed on Nov. 21, 2005, now Pat. No. 7,970,937, which is a continuation of application No. 10/769,449, filed on Jan. 29, 2004, now abandoned, which is a continuation of application No. 09/386,529, filed on Aug. 30, 1999, now Pat. No. 6,687,746.



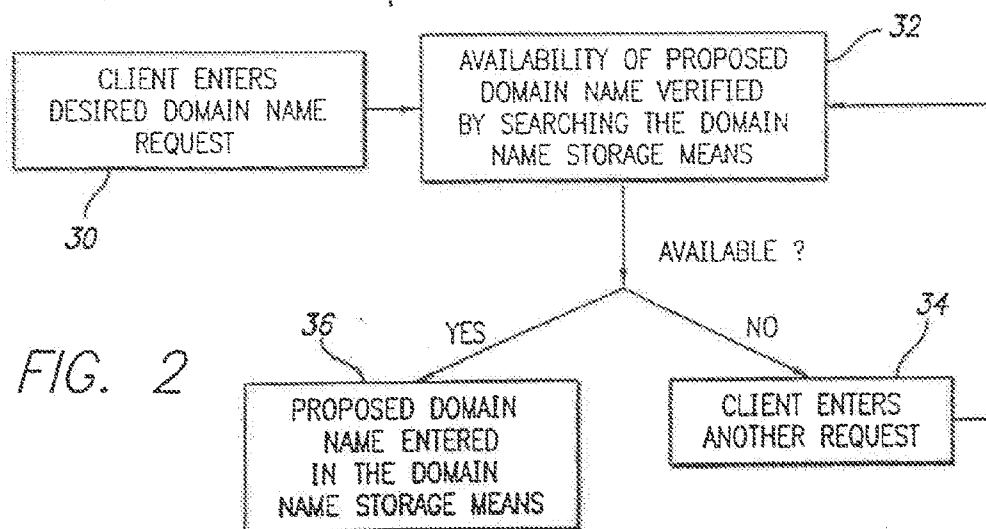
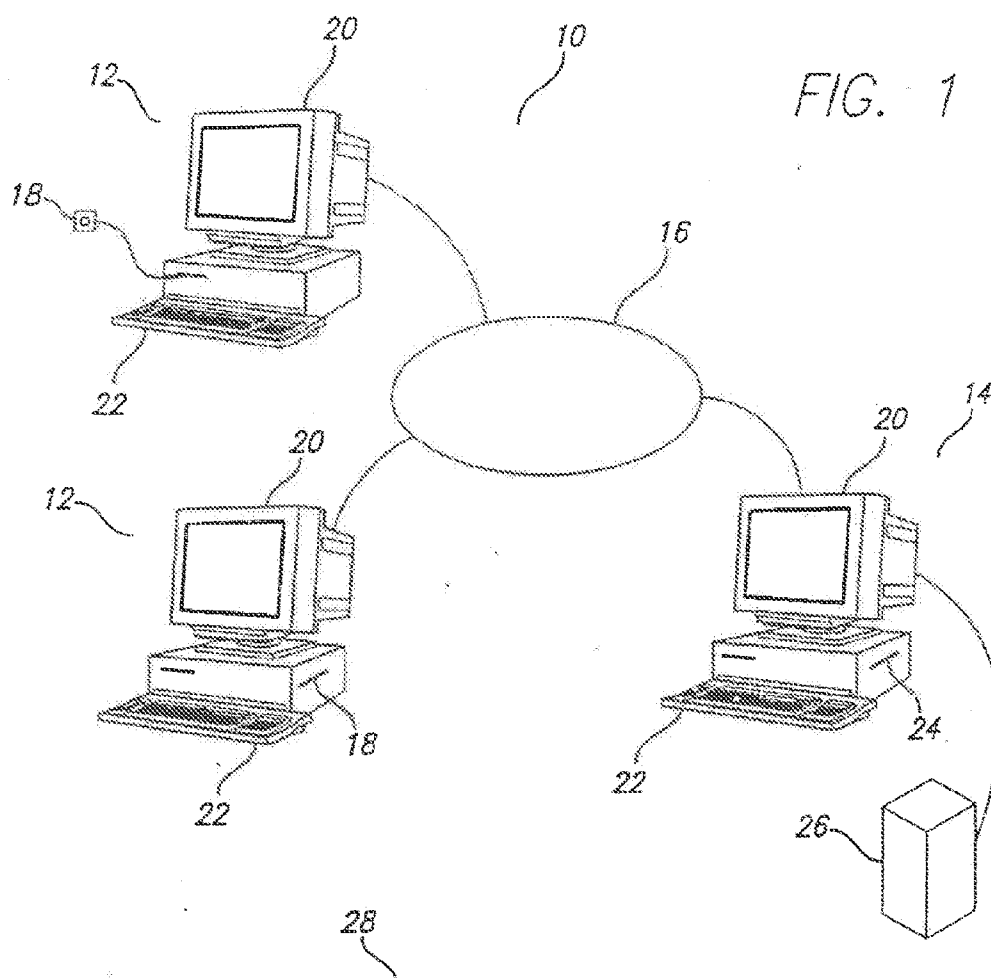



FIG. 3a

40



SIGN UP

WEBJUMP HOME

HOSTING SERVICES
SIGN UP

SITE MANAGEMENT
USER NAME:

PASSWORD:

SUPPORT

- QUICK START
- FTP INFO
- TUTORIALS
- CGI INFO
- FORGOTTEN PASSWORDS
- TECHNICAL SUPPORT
- WEBJUMP NEWSLETTER

WEBMASTER RESOURCES

- MARKETING TOOLS
- LITERATURE

FREQUENT QUESTIONS

CONTACTS

- SUPPORT INQUIRIES
- ADVICE

SEARCH WEBJUMP

Advanced Search

SIGN UP

Congratulations on choosing Web Jump for your web hosting needs

Please complete the new customer contact form below to set up a new account with WebJump

The following information is considered confidential and is used solely by Web Jump Technical Support and Customer Service - with the following exception if you are registering a domain e.g www.mysite.com, then this information is sent to interNIC for billing contact information. You must enter a company name to register a domain name. If you are not operating a company with a DEA (Doing Business As) name, you can simply enter a ONE WORD name for your website.

Important! While filling out this form, please enter your e-mail address correctly because your password will be sent back to you via e-mail. Also, use NUMBERS ONLY in the phone and fax fields. No special characters such as commas, periods, parenthesis, dashes or spaces or your registration won't go through.

WebJump New Customer Contact Form

| | | |
|----------------------|--|----|
| Company/Site Name | <input type="text"/> | 50 |
| First name | <input type="text"/> | 50 |
| Last name | <input type="text"/> | 50 |
| Phone | <input type="text"/> | 46 |
| Fax (optional) | <input type="text"/> | |
| E-mail (required) | <input type="text"/> | |
| receive FTP password | <input type="text"/> | |
| Retype E-mail | <input type="text"/> | |
| Address | <input type="text"/> | |
| City | <input type="text"/> | |
| State | <input type="text" value="none"/> | |
| Zip | <input type="text"/> | |
| Country | <input type="text" value="United States"/> | |

Let's create the web site name →

FIG. 3b

Web Jump
SIGN UP

WEBJUMP HOME
HOSTING SERVICES
SIGN UP
SITE MANAGEMENT
USER NAME:
PASSWORD:
Log In

SUPPORT
QUICK START
FTP INFO
TUTORIALS
CGI INFO
FORGOTTEN PASSWORDS
TECHNICAL SUPPORT
WEBJUMP NEWSLETTER
WEBMASTER RESOURCES
MARKETING TOOLS
LITERATURE
FREQUENT QUESTIONS
CONTACTS
SUPPORT INQUIRIES
ABUSE

SEARCH WEBJUMP
Search
Advanced Search

SIGN UP

DOMAIN EDITOR
In four simple steps you can customize your web sites name. A site's name is composed of a top level domain (e.g. .com) and four levels of sub-domain names. Each step in the process modifies one of the optional sub-domains. You can experiment as much as you like before pressing the Submit button.

STEP 1: Use the pull down list to choose from the list of available domains.
webjump .com

STEP 2: edit the text in this field to change the site name you entered on the previous page. Click outside the editing box to view the updated change. Use letters and numbers only. No spaces or special characters allowed. DO NOT USE PERIODS. (click outside the field to see the results).
Site Name

STEP 3: (OPTIONAL) Further specify your site name by adding a professional (e.g. dentist.jumphealth.com) or interest area (e.g. mustang.jumpauto.com). Select the none button to remove entry.
Professional
Interest
None

STEP 4: (OPTIONAL) Would you like your web site classified by your location? Select the state or country button. Select the None button to remove an entry.
☒ None ☐ State ☐ Country
Proposed Name

Once the web site name above is to your liking, simply press submit to see if it is available!
Submit

48
52
54
56
58
60

FIG. 4

```
; db.webjump.com
;
@      IN      SOA      ns0. sbusiness.net. dns-admin.sbusiness.net. (
        1999060400      ; Serial
        604800           ; Refresh (3 hours)
        3600             ;retry (1 hour)
        1209600          ; Expire (1 week)
        300 )            ; TTL (5min)

        IN      NS      ns01.sbusiness.net.
        IN      NS      ns02.sbusiness.net.
        IN      NS      ns03.sbusiness.net.
        IN      NS      ns04.sbusiness.net.

        IN      MX      10      mail. sbusiness.com.

@      IN      A      216.49.10.14
*.webjump.com      IN A      216.49.10.200
freehosting.at     IN A      216.49.10.240
```

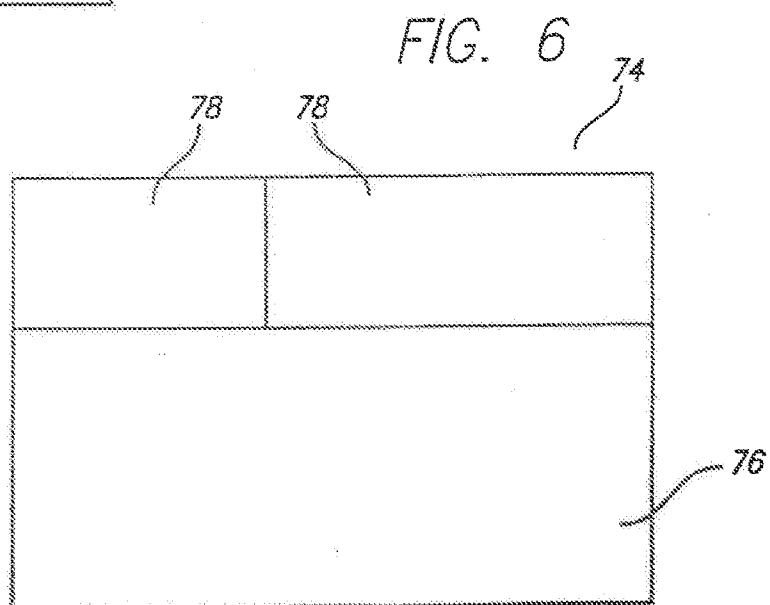
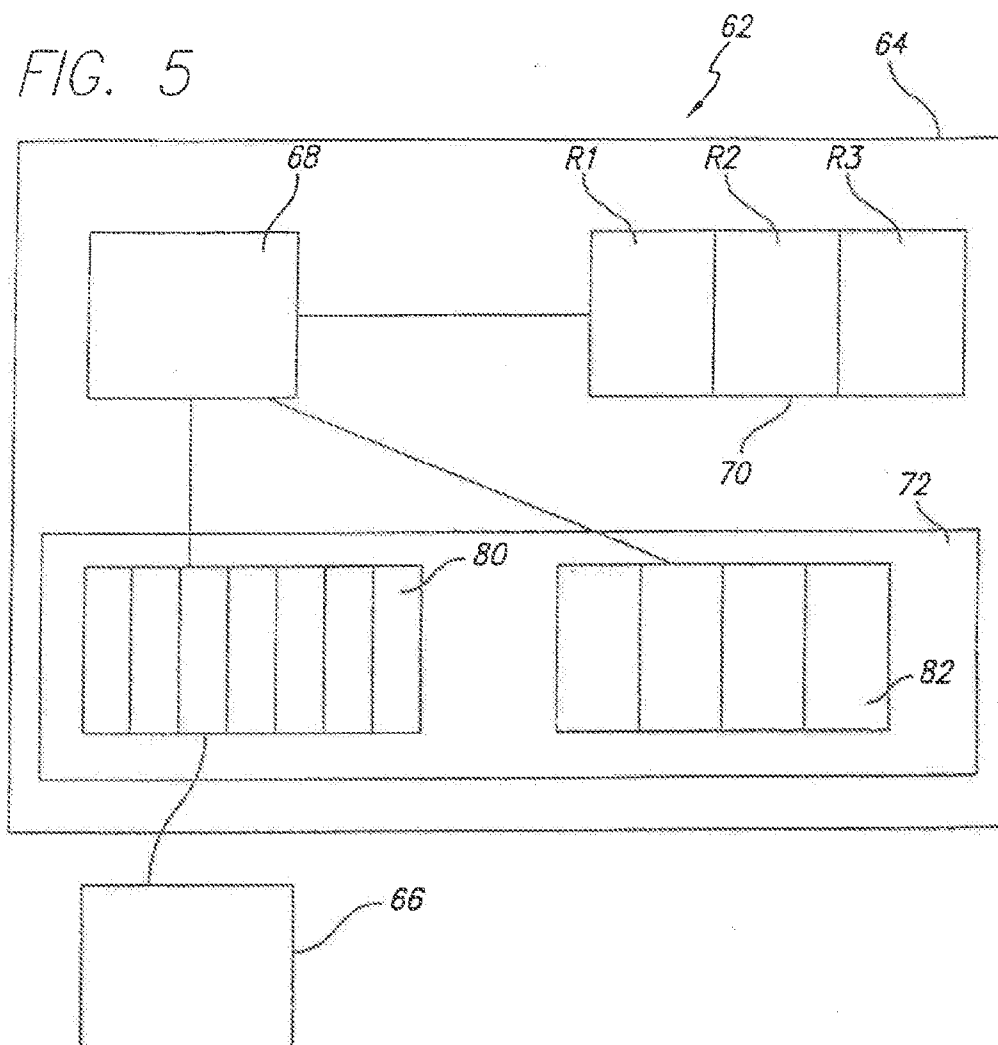
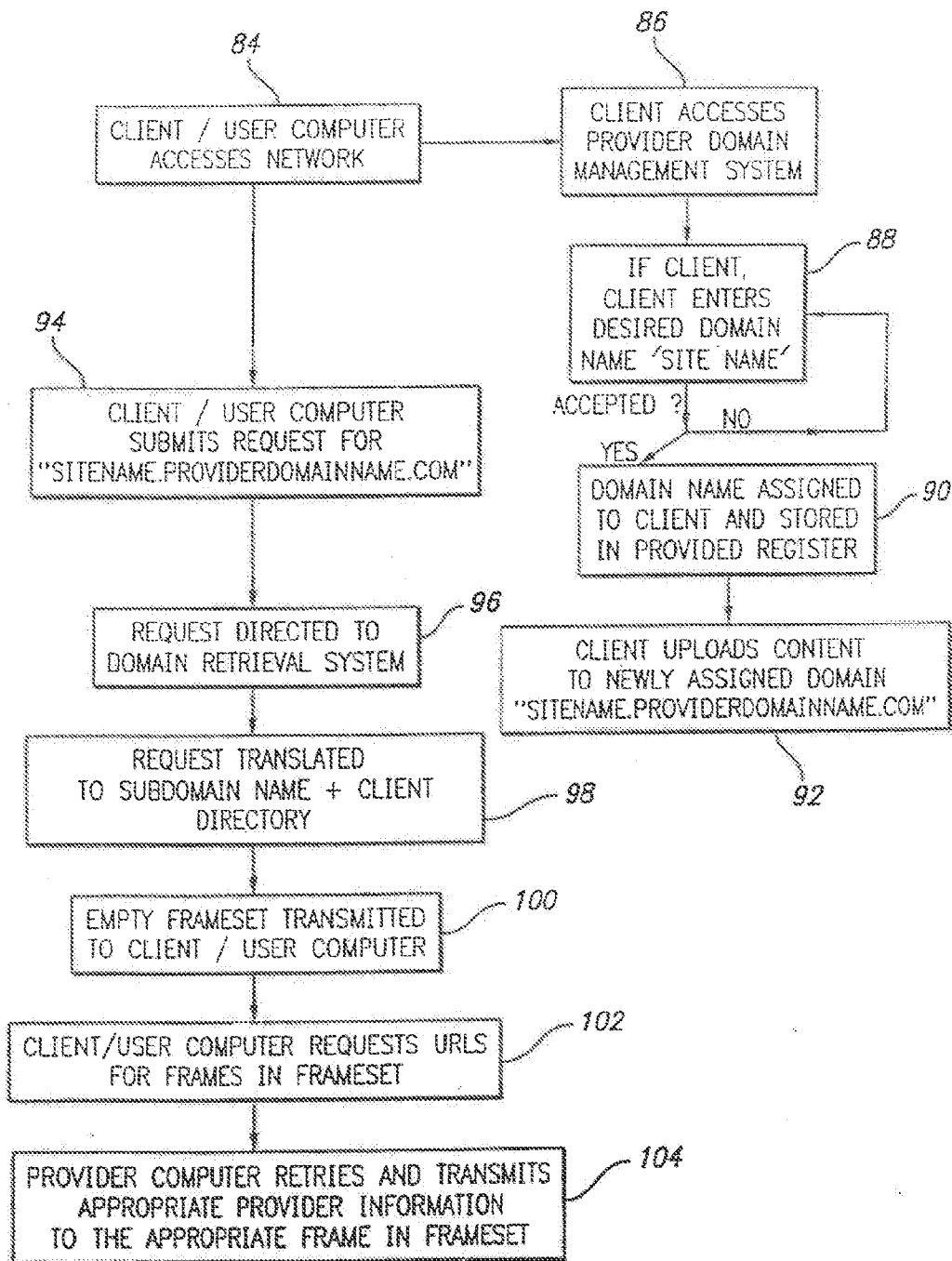


FIG. 7



SYSTEMS, APPARATUS AND METHOD FOR HOSTING AND ASSIGNING DOMAIN NAMES ON A WIDE AREA NETWORK

CROSS REFERENCE TO RELATED APPLICATIONS

[0001] This application is a continuation of U.S. patent application Ser. No. 11/285,371, entitled System Apparatus and Method for Hosting and Assigning Domain Names on a Wide Area Network, filed Nov. 21, 2005, ('371 application) which is herein incorporated by reference in its entirety.

[0002] The '371 application is, in turn, a continuation of U.S. patent application Ser. No. 10/769,449, ('449 application) filed Jan. 29, 2004, now abandoned, which is herein incorporated by reference in its entirety.

[0003] The '449 application is, in turn, a continuation of U.S. patent application Ser. No. 09/386,529 filed Aug. 30, 1999, which issued as U.S. Pat. No. 6,687,746, which is herein incorporated by reference in its entirety.

BACKGROUND OF THE INVENTION

[0004] 1. Field of the Invention

[0005] Embodiments of the invention are directed to a system, apparatus and method for hosting domains and assigning domain names to users, wherein the domain name is defined, in part, by the user. More specifically, embodiments of this invention create user assigned subdomain names by combining the hosting domain name and the user name request such that the subdomain name resides within the zone file of the hosting domain name, that is, it resides at the same IP address.

[0006] 2. Background Art

[0007] Wide area networks, such as the World Wide Web ("WWW"), or the Internet, are developing in importance both in commerce and in general methods of communications among the population. Indeed, businesses advertise and sell products over the WWW. Internet businesses, which are exclusively virtual businesses, that is, they exist only on-line, have become an acceptable modality of doing business. Similarly, individuals have utilized the WWW for more effectively communicating with family and friends.

[0008] The information made available on the WWW is located on a web site, wherein each web site is addressed by a domain name. Thus, to establish a web site, a user must obtain a domain name.

[0009] Currently, to obtain a domain name, the user, including individuals or business owners, must acquire a fully qualified domain name, such as, www.domainname.com, or a shared domain name, such as, www.domainname.com/wersites/about.mysiteaddress. Although the qualified domain name is the most desirable due to its relative uniqueness and simplicity, qualified domain names are not only difficult to obtain, but are also, expensive. Thus, usually only persons, web host providers or entities acquire the fully qualified domain names.

[0010] Currently, any fully qualified domain name or variation thereof is assigned a unique Internet Protocol ("IP") address. To provide an IP address for each domain or subdomain name, the provider must acquire large blocks of IP address block licenses. Unfortunately, these blocks of licenses are often unavailable, and even if available, are expensive.

[0011] In contrast to the fully qualified domain names, the shared domain names are typically available at relatively low

cost and can be obtained with relative ease. Thus, the shared domain names are more advantageous and desirable for individual users.

[0012] Despite the low cost and easy acquisition of shared domain names, shared domain names are not necessarily user friendly. Indeed, most shared domain names are complicated and cumbersome. Thus, users who desire a simple, professional and easy to remember domain name, instead acquire difficult to remember and lengthy domain names.

[0013] In addition to the cumbersome nature of the shared domain names, categorization and/or prioritization of information on the WWW by search engines and other modalities place shared domain name users at a disadvantage as domain names, such as, fully qualified domain names, that contain a desired search term are given greater weight in the search results. For example, www.news.com will probably be given a preferential position in a search result relative to www.mysite.com/users/about.news. Thus, users utilizing a shared domain name are disadvantaged in maximizing and directing network users, or traffic, to their web site.

[0014] When a user requests a qualified domain name, the domain name is manually entered into a Domain Name System ("DNS") database. The database must then be uploaded so that the database is updated on the network server. Manual entry and the uploading of all of the newly requested domain names requires an enormous amount of personnel and time. Thus, a web host provider, who desires to host thousands of subdomain names, must expend a large amount of resources simply to enter the requested names into the system.

[0015] In addition to the expense of entering the newly requested domain names, providers of domain names experience further problems. For instance, most servers are not designed to effectively manage more than several thousand domains. Indeed, these servers are incapable of arbitrarily scaling domains, wherein scaling allows the servers to host a large number of domains than typically expected or capable of being hosted on the server. To compensate for the inability to arbitrarily scale the domain names, domain names are mapped to user directories. This mapping results in inefficient server performance.

[0016] Further, the current system for distributing domain names results in DNS latency time, that is, the time required for a new domain name entry to propagate throughout the WWW. Currently, the latency time is typically 24 to 72 hours (1-3 days).

[0017] A need in the industry exists for a system of hosting and assigning domain names that is cost efficient and provides individual users with shorter and more memorable domain names. A further need exists for a system that reduces the amount of time required to enter the new domain name into a database and further, which reduces the DNS latency such that domain names are more quickly introduced onto the wide area network.

SUMMARY OF THE INVENTION

[0018] Embodiments of the instant invention are directed to a domain management system, apparatus and method for hosting and assigning domain names. Embodiments of the domain management system comprise a name assignment system and a hosting system, wherein the hosting system comprises a domain retrieval system and a data storage apparatus.

[0019] The name assignment system verifies availability and assigns domain names to requesting users. The name

assignment system comprises an input component, a confirmation mechanism and a name storage means, wherein the user inputs a desired domain name into the input component. The desired name is confirmed or denied. If the request is approved, an assigned domain name, which includes the user's request as a portion of the name, is stored in a provider maintained name storage means.

[0020] Preferred embodiments of the domain retrieval system comprise a scheduler, a plurality of redirectors and a plurality of servers. The domain retrieval system locates the domain referenced by the domain name by parsing header information and utilizing a wildcard DNS. Once the domain is located, the domain retrieval system forwards the domain to the user computer.

[0021] A feature of embodiments of the instant invention is that the assigned domain names share an IP address with the hosting domain name. An advantage to this feature is that the web host provider is not required to acquire large number of address block licenses, thereby eliminating substantial cost and dependency on availability of these address blocks.

[0022] Another feature of embodiments of the instant invention is that the servers are capable of scaling domain names. An advantage to this feature is that the servers are capable of managing virtually unlimited numbers of domains.

[0023] Still another feature of embodiments of the invention is the elimination of the need to update the DNS database. An advantage to this feature is the reduction in web host provider costs for staffing personnel required to input the large number of domain names. A further advantage is the reduction in the delay time, or DNS latency time, of circulating new domain names on-line.

[0024] Yet another feature of embodiments of the instant invention is that the domain names assigned to the users are user friendly, that is, the assigned domain names are simple and easy to list. An advantage to this feature is that users, and network users, are more capable of remembering the domain names and the simplicity of the name further increases its recognition.

[0025] Still another feature of embodiments of the instant invention is that the user requested portion of the assigned domain names is prominently positioned in the domain name. An advantage to this feature is that the retrievability of the domain name by a search engine is increased.

[0026] The above and other features and advantages of embodiments of this invention will be apparent from the following more detailed description when taken in conjunction with the accompanying drawings of illustrative embodiments.

BRIEF DESCRIPTION OF THE DRAWINGS

[0027] The detailed description of embodiments of the invention will be made with reference to the accompanying drawings, wherein like numerals designate corresponding parts in the figures.

[0028] FIG. 1 is a network system environment in accordance with a preferred embodiment of the instant invention.

[0029] FIG. 2 is a block diagram of a name assignment system in accordance with a preferred embodiment of the instant invention.

[0030] FIG. 3a is a sample web page illustrating a preferred embodiment of an input component of the name assignment system of FIG. 2.

[0031] FIG. 3b is a sample web page illustrating a preferred embodiment of a domain name input member of the name assignment system of FIG. 2.

[0032] FIG. 4 is a preferred embodiment of portion of a DNS database, wherein the provider domain name is stored utilizing a wildcard.

[0033] FIG. 5 depicts a preferred embodiment of the domain retrieval system.

[0034] FIG. 6 depicts a preferred embodiment of a frameset that is transmitted to the client's computer from the domain retrieval system of FIG. 5.

[0035] FIG. 7 is a block diagram of a preferred embodiment of the overall process of the domain name assignment and the retrieval of the domain associated with the assigned domain name.

DETAILED DESCRIPTION OF EMBODIMENTS

[0036] Embodiments of the instant invention are directed to a method and apparatus for hosting and assigning domain names on a wide area network. Embodiments of the instant invention employ a network of computers and programs for assigning domain names and retrieving domains on a wide area network, such as, the WWW or the Internet.

Hardware Environment

[0037] Preferred embodiments of the instant invention operate with a network comprising a plurality of networked computers, such as, for example, at least one user computer and at least one provider computer which are coupled together in a communications network, such as, for example, the Internet or WWW. FIG. 1 depicts a simplified representation of an example network system 10 that is operated in accordance with preferred embodiments of the invention.

[0038] The network system 10 includes at least two client or user computers 12 and at least one provider, or content, computer 14 coupled for communication therebetween by the remainder of the network, generally represented at 16. In the illustrated embodiment, two client or user computers 12 and two content provider computers 14 are shown in the network system. It will be understood that further embodiments may employ any suitable number of user and provider computers. The network system 10 may comprise a closed or intranet configuration, an open or public-access network configuration or combinations of such configurations, as is well known in the art. For example, the user and provider computers 12 and 14 may be included in smaller, interconnected networks which compose the overall network system 10. In an Internet embodiment, the network system 10 comprises a combination of a large number of interconnected internets and intranets. For purposes of simplifying the present disclosure, the various hardware components (for example, host servers, routers, connectors) and software necessary for communication between computers on the network system are not described herein, in detail. Such hardware and software are well within the scope of one of ordinary skill in the art and are at least partially dependent upon the type of network system employed and the desired application of use.

[0039] The user computer 12 may comprise any suitable network device capable of communicating with other network devices in the network system. In preferred embodiments, the user computer 12 comprises a programmable processor capable of operating in accordance with programs stored on one or more computer readable media 18 (for

example, but not limited to floppy disc, hard disc, computer network, random access memory (RAM), CD Rom, or the like), a display device **20** for providing a user-perceivable display (for example, but not limited to visual displays, such as cathode ray tube CRT displays, light-emitting-diode LED or liquid-crystal-diode LCD displays, plasma displays or the like, audio displays or tactile displays), and a user input device **22** (for example, but not limited to, a keyboard, mouse, microphone, or the like). In one preferred embodiment, the user computer comprises a personal computer system having a CRT display, a keyboard and a mouse user-input device.

[0040] The user computer **12** is controlled by suitable software, including network communication and browser software to allow a user to request, receive and display information (or content) from or through a content provider computer **14** on the network system **10**. In preferred embodiments, the user computer **12** employs a program, such as a browser, for displaying content received from a provider computer **14**.

[0041] The content provider computer **14** may comprise any suitable network device capable of providing content (data representing text, hypertext, photographs, graphics video and/or audio) for communication over the network. In preferred embodiments, the provider computer comprises a programmable processor capable of operating in accordance with programs stored on one or more computer readable media **24** (for example, but not limited to, floppy disks, hard disks, random access memory RAM, CD-ROM), to provide content for communication to a user computer **12**. The provider computer may comprise, for example, but not limited to, a personal computer, a mainframe computer, network computer, portable computer, personal data assistant (such as, a 3Com Palm Pilot), or the like. The provider computer **14** may include one or more internal data storage devices (not shown) for storing content for communication to a user computer **12**. Alternatively, or in addition, the provider computer **14** may be coupled to an external data storage device, computer or other means, generally represented at **26**, from which the provider computer **14** may obtain content for communication to a user computer **12**. In, one embodiment, the external device **26** may comprise a further network device coupled in the network **16**.

[0042] In a preferred environment, the content provider computer **14** is controlled by suitable software to respond to a valid request for content by providing (or downloading) data in the form of one or more HTML files to the user computer **12** from which the request was made. It will be understood by those skilled in the art that this process involves communications through suitable servers, routers and other components, as is dictated by the particular network environment. The HTML file(s) correspond to one or more HTML frames which, in conjunction with the browser software at the user computer **12**, is displayable on the display device at the user computer as text, hypertext, photographs, graphics, sound, or the like, in a form that is perceivable to the user.

General Description of Preferred Embodiments

[0043] Embodiments of the domain management system comprise a name assignment system **28** and a hosting system **62**, wherein the hosting system **62** comprises a domain retrieval system **64** and a data storage apparatus **66**.

[0044] The name assignment system **28** verifies availability and assigns domain names to requesting clients. The name assignment system **28** comprises an input member **40**, a confirmation means **42** (not shown) and a domain name storage

means **44** (not shown). With reference to FIG. 2, a user desiring to obtain a domain name enters a desired domain name **30** via the input member. Once entered, the provider computer **14** verifies the availability of the desired domain, name **32** by the confirmation means **42**. If the proposed domain name is not available, the user can enter another request **34**. If however, the proposed domain name is available, the domain name is entered in the name storage means **36**.

[0045] The input member **40** is any mechanism that accepts information from the user. In one embodiment, the input member **40** is a plurality of web pages.

[0046] With reference to FIGS. 3a and 3b, the input member **40** comprises a client data input member **46** and a domain name input member **48**. The client data input member includes a plurality of input windows **50** that are configured to accept any type of provider defined information, including, but not limited to, a company name, the client's name, the client's phone number, the client's E-mail address, and the client's post office address. Once entered, the client information is stored on the provider computer, by any suitable means, including, but not limited to, a text file and a database.

[0047] The domain name input member **48** allows the client to customize a portion of a domain name. As is commonly understood, domain names can include an infinite number of levels, however, domain names are usually limited to a particular number of levels for convenience. For instance, in one embodiment, domain names can include a "top level", "second level", "third level" and "fourth level". In a fully utilized domain name, the domain name reads as follow: fourthlevel.thirdlevel.secondlevel.toplevel. It is to be understood that a domain name need not utilize all four levels, but can include any number of levels in an ascending order. For instance, the domain name can read, for example, as "secondlevel.toplevel" or "thirdlevel.secondlevel.toplevel".

[0048] In preferred embodiments, the provider utilizes the toplevel and secondlevel portions of the domain name for the provider chosen domain names. However, it is to be understood, that the provider can define any number of name levels and this is not intended to limit the invention. The provider chosen domain names are stored in a DNS database. In preferred embodiments, the provider chosen domain names are stored with a wild card, such as, "*providerdomainname.com", wherein the wildcard, "*", indicates that other levels may exist. Indeed, it is intended that these other levels be used by clients. FIG. 4 illustrates a sample DNS database which includes a wildcard entry for a provider domain name "web-jump.com".

[0049] Embodiments of the instant invention utilize this domain name convention in conjunction with the Wildcard DNS in allowing the clients to define a portion of their domain name. As stated above, the provider can define any number of name levels. Depending upon how many of the name levels are defined by the provider determines which name levels can be defined by the clients.

[0050] With reference to FIG. 3b, the domain name input member **48** comprises a provider domain name box **52**, a site name input box **54**, a client interest input box **56**, a proposed name box **58** and a submit button **60**. The site name input box **54** is a window, wherein the client inserts his desired site name. The portion of the domain name chosen by the client as the site name is the third level domain name.

[0051] The client interest input box **56** is a window that allows the client to further define his domain name. For

instance, in one embodiment, the client can input his profession or an interest. This information is added to domain name at the fourth level.

[0052] The information input by the client is added to the provider domain name. Once the client has input either the sitename, or the sitename and an interest, a proposed domain name is presented to the client in the proposed name box **58** based upon his input. For instance, if the client only inputs a sitename, the proposed domain name is "sitename.providerdomainname.com". Similarly, if the client inputs a sitename and an interest, the proposed domain name is "sitename.interest.providerdomainname.com". If the proposed domain name is acceptable to the client, the client submits the proposed domain name to the provider computer via depressing the submit button **60**, or by any other means capable of transmitting the proposed name to the provider computer.

[0053] Upon submission, the proposed domain name is transmitted to the confirmation member. The confirmation member is a program that searches the domain name storage means for the proposed domain name. In one preferred embodiment, the domain name storage means is a register of all of the client assigned domain names, which is maintained by provider computer **14**. The confirmation member is capable of quickly searching the domain name storage means or register as the toplevel and secondlevel portions of the domain is constant and the program is only required to review the thirdlevel, and in some instances, the fourthlevel. In one preferred embodiment, the program for searching the register is written in Active Server Pages ("ASP") language, although any programming language, including, but not limited to, C++, Visual Basic ("VB") and Perl are suitable.

[0054] After the provider computer determines whether the requested domain name is available, the provider computer **14** notifies the client of the results. If the requested domain name is available, the provider computer **14** notifies the client that the domain name is accepted. The provider computer **14** notifies the client of the availability of the requested name, by any suitable means, including, but not limited to, posting a message on the client's computer **12**, electronic mail service, postal service and telephone service. In one preferred embodiment, the confirmation is posted on a web page on the client's computer **12** so that the client has virtually instantaneous confirmation or denial. If the request is denied, the client is able to input another request. After the new domain name has been assigned to the client, the newly assigned domain name is automatically stored in the domain name memory means that is, the provider maintained register is updated. As the provider maintains a register of assigned names, there is no need to update the DNS database and therefore, no requirement to reload the DNS database. Indeed, the DNS database is only updated if a new provider chosen domain name is added.

[0055] It is to be understood that the above described embodiment is not intended to limit the invention. For instance, in other embodiments, the input of the client data and the preferred domain name by the client need not be accomplished via a client computer. Rather, the client could utilize any suitable means of identifying a preferred domain name, including, but not limited to, telephone services and postal services. In this embodiment, the provider would verify the availability of the client's requested domain name and the assignment of the name would be entered and recorded as described above. In still a further embodiment, the provider distributes the domain names by any suitable

means, including, but not limited to, an auction. In an auction environment, the provider receive bids from clients, wherein the domain name is assigned to the highest bidder. In this manner, the name assigned to the highest bidding client would be recorded in accordance with the embodiments described above.

[0056] As indicated above, the hosting system **62** comprises a domain retrieval system **64** and a data storage apparatus **66**. The hosting system **62** operates in conjunction with the name assignment system **28** discussed above.

[0057] When any network user, including a client, enters a request into the browser for an assigned domain name, such as, for example, <http://sitename.webjump.com>, the DNS resolves the requested domain name to its Virtual Internet Protocol ("VIP") address. By default, incoming browser requests for any subdomain to "providerdomainname.com" is forwarded to the host VIP address for the domain "providerdomainname.com". This is achieved by including the wildcard entry into the domain's zone file in the form of "*.providerdomainname.com" as shown in FIG. 4 for webjump.com. Thus, instead of the zone file including all possible subdomain names, such as, "sitename.providerdomainname.com", wherein each subdomain would have its own IP address, the request is directed to the address of the wildcard entry "*.providerdomainname.com". For example, in one embodiment, the domain name "sitename.webjump.com" resolves to 216.49.10.200, wherein "webjump.com" is the provider chosen domain name. The resolved VIP address is then transmitted to the domain retrieval system.

[0058] With reference to FIG. 5, a preferred embodiment of the hosting system **62** comprising a domain retrieval system **64** and a data storage apparatus **66**. The domain retrieval system **64** comprises a scheduler **68**, a plurality of redirectors **70** and a plurality of servers **72**. Upon resolution of the VIP address, the VIP address is transmitted to the scheduler **68**. The scheduler **68** is a traffic director that load balances the requested VIP address across the plurality of redirectors **70**. Although any mechanism to load balance network user requests is suitable, in one preferred embodiment, a scheduler, manufactured by Resonate, is utilized.

[0059] The redirectors **70** are servers which include a parsing mechanism. In one embodiment, the plurality of redirectors **70** comprises a first redirector **R1**, a second redirector **R2** and a third redirector **R3**. It is to be understood that the number of redirectors is not intended to be limited and embodiments can include more or less than three redirectors.

[0060] Prior to transmitting the request, the scheduler **68** chooses a particular redirector to receive the request, wherein the redirector that receives the request is determined by the current load on the particular redirector. For example, if the load on the first redirector and the third redirector is 80%, and the load on the second redirector is 20%, the scheduler passes the request to the second redirector **R2**.

[0061] Upon receipt of the request by the redirector, in this example, redirector **R2**, the parsing mechanism parses the URL request of the client or network user and translates the request into a predefined provider subdomain and a client directory. Each predefined provider subdomain identifies a provider chosen domain name utilized in the client assigned domain names. For instance, in one embodiment, a series of subdomains are called "freehosting.at.*", wherein the providerdomainname.com is substituted for the wildcard. Thus, for the provider chosen domain name "webjump.com", the subdomain is "freehosting.at.webjump.com". The identification

of the toplevel and secondlevel portion of the requested domain name identifies the appropriate subdomain to be referenced. It is to be understood that an IP address of the subdomain can also be used to identify the provider chosen domain.

[0062] In addition to identifying the subdomain from the request, the parsing mechanism removes the site name from the Hypertext Transfer Protocol (“HTTP”) header information of the request, wherein the site name identifies the appropriate directory on the subdomain. In one preferred embodiment, the HTTP version 1.1 header content information is utilized. Once the appropriate directory is determined, the HTTP request is directed to the appropriate directory within the provider file system, thereby mapping URLs to the provider file system directory structure. For example, “sitename.webjump.com” translates to the directory of freehosting.at.webjump.com/si/sitename-webjump, wherein the directories si/sitename-webjump are defined by the particular site name. It is to be understood that any directory naming convention can be used and this is not intended to be limiting.

[0063] Once the parsing of the address is complete, the redirector transmits an empty frameset **74** to the client computer **12**, wherein the frameset **74** includes a plurality of frames. With reference to FIG. **6**, the frameset **74** is provider defined and includes a client frame **76** and a plurality of provider frames **78**. The client frame **76** is typically the larger of the frames and represents the space within which the client’s information will be contained.

[0064] The provider frames **78** represent the predefined space wherein the provider will add information. The provider frames **78** include, but are not limited to, advertising information, revenue information and navigation information. In one embodiment, provider frames **78** are not included in the frameset **74**, rather, only a client frame **76**, or frames, are transmitted to the client computer **12**.

[0065] In response to the receipt of the frameset **74**, the user computer **12** requests the Uniform Resource Locator’s (“URL’s”) for the various frames contained within the frameset **74** from the provider computer **14**. The request for the client frame **76** is resolved to the VIP address of the subdomain by DNS. For example, “freehosting.at.webjump.com/si/sitename-webjump/” resolves to 216.49.10.245. Similarly, the request for the provider frame **78** is resolved to a VIP address. For example, URLs for the provider computer, bannervip.webjump.com/webjump/revenue_ad.asp and bannervip.webjump.com/webjump/house_ad, resolves to 216.49.10.236. These addresses are then transmitted to the scheduler **68**.

[0066] In turn, the scheduler **68** load balances the VIP addresses across the plurality of servers **72**. With reference again to FIG. **5**, in preferred embodiments, the servers **72** comprise a plurality of web servers **80** and a plurality of provider servers **82**. The frame URL associated with the client files are requested by the user computer **12** to the web servers **80**. Similarly, the frame URL associated with the provider files are requested by the user computer to the provider servers **82**.

[0067] The web servers **80** access the data storage array **66** for the requested information. The data storage array **66** is a NetApp F76P, although any storage means capable of storing data files, including, but not limited to, hard disk and tape, is suitable. The information from the provider server **82** and the content server **80** that corresponds to the URLs is transmitted

to the user computer such that the frames in the frameset **74** are displayed with information.

[0068] With reference to FIG. **7**, in operation, the domain management system facilitates the assignment of domain names to clients and the retrieval of the domains referenced by those domain names. To set up a domain name, a client enters the network **84** and accesses the provider computer’s domain management system **86**, in particular, the name assignment system, or sign-up page. The client enters a desired name for the third and, in some instances, the fourth level portion of the domain name. Once the client has successfully been assigned a name, the domain name is stored on the provider computer in, for example, a register, a text file listing or a catalog, although any manner of compiling the assigned domain names is suitable. No updating of the DNS database is required.

[0069] The client now determines the content he desires to include on his newly assigned domain and transfers that data to the provider computer by any suitable means, including, but not limited to, file transfer protocol (“FTP”) and HTTP. The content of the domain is now referenced by its directory on the provider’s data storage array **66**.

[0070] When the client desires to retrieve his domain, or wide area network, or remote, users desire to visit the web site, the client/users access the network **16**. The client/user then submits a request for the desired domain **94** which is transferred from the user computer to the provider computer. The provider computer directs the request to the domain retrieval system **96** which translates the request to a provider defined subdomain name a client directory contained on that subdomain **98**. Once the request is translated, the provider computer sends the user computer an empty frameset **100**, wherein the frameset **74** includes a plurality of frames. The user computer, in turn, requests the data that is intended to occupy the frames in the frameset **102**. The provider computer **14** then links the data request with the content server **80** and the provider server **82**. The content server **80** accesses data storage containing the client’s data associated with the domain name and transmits the data to the appropriate frame in the frameset **104**. Similarly, the provider server transmits the appropriate provider information to the appropriate frame in the frameset **104**.

[0071] As shown from above, embodiments of the domain management system provide a friendly system by which clients can partially define their domain names and receive a domain name that is memorable and that increases the client’s ability to direct traffic to the domain.

[0072] Indeed, in embodiments of the instant invention, the assigned-domain name places the client designated portion first such that the client’s name is prominent. Further, as the client is permitted to choose a third or fourth level domain names, the clients can more accurately choose their domain name so as to more effectively direct traffic, that is, direct other users to a specific site which is referenced by the domain name. For example, a provider may designate a third level domain “dogs.webjump.com” as a domain directed to dog-related sites. The client could then choose a fourth level of the domain name, “bobsppupystore”, such that the domain name assigned to the client is “bobsppupystore.dogs.webjump.com”. By utilizing the general category of “dogs”, the client can direct network users having a dog interest to his site advertising the puppy store. In this manner, the client has more effectively utilized the domain name to direct pertinent traffic to his site.

[0073] Further, embodiments of the domain management system provide the provider host with the ability to scale domains such that the servers can host a virtually unlimited number of domains as there is no requirement for a unique IP address for each subdomain. Indeed, the use of the wildcard DNS allows unlimited subdomain names to be created for each domain on the servers. In this manner, the servers are capable of referencing a virtually unlimited number of subdomains. The ability to scale domains decreases labor and material costs. Further, the use of the wild card DNS to denote domain names increases the expediency with which a newly assigned domain name can be propagated throughout the network as the newly assigned name is stored in a provider maintained register and is referenced by the VIP address of the wildcard provider domain name stored in the DNS database. The use of the provider maintained register eliminates the need to update the DNS database.

[0074] Although the foregoing described the invention with embodiments having particular forms that have been illustrated and described, this is not intended to limit the invention. Rather, the foregoing is intended to cover all modifications and alternative constructions falling within the spirit and scope of the invention as expressed in the appended claims.

1-39. (canceled)

40. A method comprising:

receiving, by a host computing device, a content request comprising a requested address, wherein the requested address comprises:

a host name corresponding to the host computing device, and
a content label;

determining a content address corresponding to the content label, wherein the content address provides a location of corresponding content; and

providing a directive to retrieve the corresponding content from the content address in response to the content request.

41. The method of claim **40**, wherein the content label is a subdomain of a domain name system, the requested address further comprising at least one higher-level domain name.

42. The method of claim **40**, further comprising:

configuring a zone file of a domain name server to provide an address of the host computing device based on the requested address.

43. The method of claim **42**, further comprising:

configuring the zone file to provide a different address based on an additional requested address.

44. The method of claim **40**, wherein the content request is made in an HTTP request.

45. The method of claim **40**, further comprising:

receiving a redirected content request comprising the content address; and

responding to the redirected content request by serving the corresponding content located at the content address.

46. The method of claim **40**, wherein the directive is provided in a computer language statement in a computer language document.

47. The method of claim **46**, wherein the document is configured to specify a layout including the corresponding content from the content address.

48. The method of claim **40**, wherein determining the content address corresponding to the content label comprises using a redirector to determine the content address corresponding to the content label.

49. The method of claim **40**, wherein receiving, by the host computing device, the content request comprises receiving the content request by a scheduler of the host computing device, the scheduler configured to select a redirector from a set of redirectors to handle the determining and providing the content address.

50. A computer-readable storage device having computer program logic recorded thereon, execution of which, by a computing device, causes the computing device to perform operations comprising:

receiving a content request comprising a requested address, wherein the requested address comprises:

a host name corresponding to a host computing device, and
a content label;

determining a content address corresponding to the content label, wherein the content address provides a location of corresponding content; and

providing a directive to retrieve the corresponding content from the content address in response to the content request.

51. The computer-readable storage device of claim **50**, wherein the content label is a subdomain of a domain name system, the requested address further comprising at least one higher-level domain name.

52. The computer-readable storage device of claim **50**, the operations further comprising:

configuring a zone file of a domain name server to provide an address of the host computing device based on the requested address.

53. The computer-readable storage device of claim **52**, the operations further comprising:

configuring the zone file to provide a different address based on an additional requested address.

54. The computer-readable storage device of claim **50**, wherein the content request is made in an HTTP request.

55. The computer-readable storage device of claim **50**, the operations further comprising:

receiving a redirected content request comprising the content address; and

responding to the redirected content request by serving the corresponding content located at the content address.

56. The computer-readable storage device of claim **50**, wherein the directive is provided in a computer language statement in a computer language document.

57. The computer-readable storage device of claim **56**, wherein the document is configured to specify a layout including the corresponding content from the content address.

58. The computer-readable storage device of claim **50**, wherein determining the content address corresponding to the content label comprises using a redirector to determine the content address corresponding to the content label.

59. The computer-readable storage device of claim **50**, wherein receiving the content request comprises receiving the content request by a scheduler, the scheduler configured to select a redirector from a set of redirectors to handle the determining and providing the content address.

60. A system comprising:

a memory configured to store instructions comprising:

instructions to receive a content request comprising a requested address, wherein the requested address comprises:

a host name corresponding to a host computing device, and
 a content label,
 instructions to determine a content address corresponding to the content label, wherein the content address provides a location of corresponding content, and
 instructions to provide a directive to retrieve the corresponding content from the content address in response to the content request; and
 one or more processors configured to process the instructions.

61. The system of claim 60, wherein the content label is a subdomain of a domain name system, the requested address further comprising at least one higher level domain name.

62. The system of claim 60, further comprising:
 instructions to configure a zone file of a domain name server to provide an address of the host computing device based on the requested address.

63. The system of claim 62, further comprising:
 instructions to configure the zone file to provide a different address based on an additional requested address.

64. The system of claim 60, wherein the content request is made in an HTTP request.

65. The system of claim 60, further comprising:
 instructions to receive a redirected content request comprising the content address; and
 instructions to respond to the redirected content request by serving the corresponding content located at the content address.

66. The system of claim 60, wherein the directive is provided in a computer language statement in a computer language document.

67. The system of claim 66, wherein the document is configured to specify a layout including the corresponding content from the content address.

68. The system of claim 60, wherein determining the content address corresponding to the content label comprises using a redirector to determine the content address corresponding to the content label.

69. The system of claim 60, wherein receiving, by the host computing device, the content request comprises receiving the content request by a scheduler of the host computing

device, the scheduler configured to select a redirector from a set of redirectors to handle the determining and providing the content address.

70. A system comprising:
 a host computing device comprising a scheduler, the scheduler configured to receive a content request comprising a requested address, wherein the requested address comprises:
 a host name corresponding to the host computing device, and
 a content label; and
 a redirector configured to determine a content address corresponding to the content label, wherein the content address provides a location of corresponding content, and to provide a directive to retrieve the corresponding content from the content address in response to the content request.

71. The system of claim 70, wherein the content label is a subdomain of a domain name system, the requested address further comprising at least one higher-level domain name.

72. The system of claim 70, further comprising:
 a domain name server comprising a zone file, the zone file configured to provide an address of the host computing device based on the requested address.

73. The system of claim 72, wherein the zone file is further configured to provide a different address based on an additional requested address.

74. The system of claim 70, wherein the scheduler is configured to receive the content request in an HTTP request.

75. The system of claim 70, further comprising:
 a content storage device configured to receive a redirected content request comprising the content address and to respond to the redirected content request by serving the corresponding content located at the content address.

76. The system of claim 70, wherein the directive is provided in a computer language statement in a computer language document.

77. The system of claim 76, wherein the document is configured to specify a layout including the corresponding content from the content address.

78. The system of claim 70, wherein the scheduler is configured to select the redirector from a set of redirectors to handle the determining and providing the content address.

* * * * *