

(12) PATENT
(19) AUSTRALIAN PATENT OFFICE

(11) Application No. AU 199916907 B2
(10) Patent No. 752510

(54) Title
**Pyrrolothiazine and pyrrolothiazepine compounds having serotonin-2 receptor
antagonistic and alpha-1-blocking action**

(51)⁷ International Patent Classification(s)
C07D 513/04 A61K 031/54

(21) Application No: **199916907**

(22) Application Date: **1998.12.25**

(87) WIPO No: **WO99/33841**

(30) Priority Data

(31) Number	(32) Date	(33) Country
09-366757	1997.12.26	JP

(43) Publication Date : **1999.07.19**

(43) Publication Journal Date : **1999.09.23**

(44) Accepted Journal Date : **2002.09.19**

(71) Applicant(s)
Suntory Limited

(72) Inventor(s)
**Akira Mizuno; Makoto Shibata; Tomoe Kamei; Harukazu Fukami; Norio
Inomata**

(74) Agent/Attorney
**PHILLIPS ORMONDE and FITZPATRICK,367 Collins Street,MELBOURNE VIC
3000**

16907/99




PCT

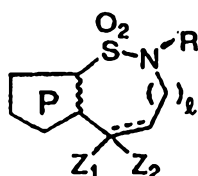
WORLD INTELLECTUAL PROPERTY ORGANIZATION
International Bureau

INTERNATIONAL APPLICATION PUBLISHED UNDER THE PATENT COOPERATION TREATY (PCT)

(51) International Patent Classification ⁶ : C07D 513/04, A61K 31/54		A2	(11) International Publication Number: WO 99/33841
			(43) International Publication Date: 8 July 1999 (08.07.99)
(21) International Application Number: PCT/JP98/05955 (22) International Filing Date: 25 December 1998 (25.12.98) (30) Priority Data: 9/366757 26 December 1997 (26.12.97) JP (71) Applicant (for all designated States except US): SUNTORY LIMITED [JP/JP]; 1-40, Dojimahama 2-chome, Kita-ku, Osaka-shi, Osaka 530-8203 (JP). (72) Inventors; and (75) Inventors/Applicants (for US only): MIZUNO, Akira [JP/JP]; 17-1-1-811, Fukakusashinmonjo-cho, Fushimi-ku, Kyoto-shi, Kyoto 612-8436 (JP). SHIBATA, Makoto [JP/JP]; 946-5-506, Tanaka-cho, Ashikaga-shi, Tochigi 326-0822 (JP). KAMEI, Tomoe [JP/JP]; 5-7-13-202, Tonda-cho, Takatsuki-shi, Osaka 569-0814 (JP). FUKAMI, Harukazu [JP/JP]; 36, Kissyoin Shima-dezaik-cho, Minami-ku, Kyoto-shi, Kyoto 601-8373 (JP). INOMATA, Norio [JP/JP]; 3-5-8, Sakurai, Mino-shi, Osaka 562-0043 (JP). (74) Agent: ONO, Nobuo; Kanda SK Building, 6th floor, 3-22, KandaSakuma-cho, Chiyoda-ku, Tokyo 101-0025 (JP).			(81) Designated States: AU, CA, CN, HU, KR, US, European patent (AT, BE, CH, CY, DE, DK, ES, FI, FR, GB, GR, IE, IT, LU, MC, NL, PT, SE). Published Without international search report and to be republished upon receipt of that report.



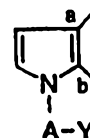
(54) Title: PYRROLOTHIAZINE AND PYRROLOTHIAZEPINE COMPOUNDS HAVING SEROTONIN-2 RECEPTOR ANTAGONISTIC AND ALPHA-1-BLOCKING ACTION



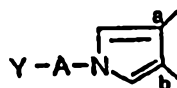
(I)



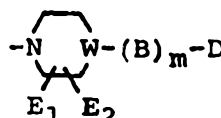
(α)



(β)



(ψ)



(δ)

(57) Abstract

A pyrrolesulfonamide compound having formula (I) wherein the ring P represented by α is a pyrrole ring having structure β or ψ wherein A represents alkylene, alkenylene or alkynylene; and Y represents a group δ in which W represents CH, C= or N; m stands for 0 or 1 when W is CH or N, or m stands for 1 when W is C=; B represents a specific divalent group; E₁ and E₂ each independently represents H or lower alkyl; and D represents an aromatic hydrocarbon group or heterocyclic group; l stands for 0 or 1; the dashed line indicates the presence or absence of a bond; and, when the bond is present, Z₂ is not present and Z₁ represents H but, when the bond is absent, Z₁ represents H and Z₂ represents OH or Z₁ and Z₂ are combined together to represent O or a group NOR₅, in which R₅ represents H, or alkyl, aralkyl or aryl; and R represents H, alkyl, cycloalkyl, cycloalkyl-alkyl or aralkyl. The compound (1) has been improved in potency, selectivity to receptors other than serotonin-2 receptors, toxicity, side effects and/or the like over medicines reported to date and equipped with α₁-blocking action and serotonin-2 receptor antagonistic action in combination.

- 1 -

DESCRIPTION

PYRROLOTHIAZINE AND PYRROLOTHIAZEPINE COMPOUNDS HAVING SEROTONIN-2 RECEPTOR ANTAGONISTIC AND ALPHA-1-BLOCKING ACTION

5 **Technical Field**

 This invention relates to novel pyrrolesulfon-
amide compounds. More specifically, this invention is
concerned with pyrrolo[2,3-e][1,2]thiazine compounds,
pyrrolo[3,4-e][1,2]thiazine compounds, pyrrolo[2,3-f]-
10 [1,2]thiazepine compounds and pyrrolo[3,4-f][1,2]-
thiazepine compounds, and salts thereof, said compounds
and salts having strong α_1 -blocking action and
serotonin-2 receptor antagonistic action and being use-
ful as pharmaceuticals for the prevention or treatment
15 of hypertension, heart failure, ischemic heart diseases
such as angina pectoris, myocardial infarction and
post-PTCA restenosis, cerebrovascular disturbances such
as cerebral infarction and cerebral sequelae after sub-
arachnoid hemorrhage, peripheral circulatory dis-
20 turbances such as arteriosclerosis obliterans, thrombo-
angiitis obliterans and Raynaud disease; their prepara-
tion processes; and pharmaceuticals containing them as
effective ingredients.

25

- 2 -

Background Art

Conventionally, many compounds are known as medicines which act on the circulatory system, including a variety of compounds developed as vasodilators.

5 Among such vasodilators, α_1 -blockers represented by prazosin are the subject of a great deal of active development work for their merits in that (1) their antihypertensive action is strong and positive, (2) they give no adverse effect to the metabolism of lipids
10 and carbohydrates and (3) they can be easily used even for hypertensives suffering from complication. Examples of α_1 -blockers which are clinically used these days can include, in addition to prazosin, bunazosin, tetrazosin, urapidil and doxazosin. Further, medicines
15 equipped with α_1 -blocking action and anti-serotonin action in combination have possibility to reduce side effects induced by hypotensive action based on the α_1 -blocking action, such as orthostatic hypotension and reflex tachycardia, and are hence expected to become
20 superior hypertension therapeutics.

 Further, hypertensives generally have potentiated platelet-aggregating ability and tend to form thrombi, so that they are considered to develop ischemic heart diseases or peripheral circulatory disturbances. As
25 one of factors which take part in the formation of

- 3 -

thrombi, serotonin is known. Serotonin is a compound contained abundantly in platelets, which are a blood component, and in a central nervous system, it acts as a neurotransmitter. In platelets, it is released upon stimulation by thromboxane A₂, ADP, collagen or the like, and synergistically acts on release of various platelet aggregation factors through activation of serotonin-2 receptors in the platelets and vascular smooth muscle cells and also on vasoconstriction by norepinephrine through α_1 receptors, thereby inducing strong platelet aggregation and vasoconstriction [P.M. Vanhoutte, "Journal of Cardiovascular Pharmacology", Vol. 17 (Supple. 5), S6-S12 (1991)].

Serotonin is also known to potentiate proliferation of vascular smooth muscle cells [S. Araki et al., "Atherosclerosis", Vol. 83, pp.29-34(1990)]. It has been considered that, particularly when endothelial cells are injured as in arteriosclerosis or myocardial infarction, the vasoconstricting action and thrombus forming action of serotonin are exasperated, thereby reducing or even stopping blood supply to myocardial, cerebral and peripheral organs [P. Golino et al., "The New England Journal of Medicine", Vol. 324, No. 10, pp.641-648(1991), Y. Takiguchi et al., "Thrombosis and Haemostasis", Vol. 68(4), pp.460-463(1992), A.S.

- 4 -

Weyrich et al., "American Journal of Physiology", Vol. 263, H349-H358(1992)]. Being attracted by such actions of serotonin or serotonin-2 receptors, various attempts are now under way to use a serotonin-2 receptor
5 antagonist as a pharmaceutical for ischemic diseases of the heart, the brain and peripheral tissues.

With the foregoing in view, medicines which have α_1 -blocking action and serotonin-2 receptor antagonistic action in combination are expected to have
10 vasodilating action, anti-platelet action and vascular smooth muscle cell proliferation inhibitory action and are considered to become extremely effective medicines for the prevention and treatment of not only hypertension but also all circulator diseases, for example,
15 heart failure, ischemic heart diseases such as angina pectoris, myocardial infarction and post-PTCA restenosis, cerebrovascular disturbances such as cerebral infarction and cerebral sequelae after sub-arachnoid hemorrhage, peripheral circulatory dis-
20 turbances such as arteriosclerosis obliterans, thromboangiitis obliterans and Raynaud disease.

To date, several medicines have been reported to have α_1 -blocking action and serotonin-2 receptor antagonistic action in combination. They are however
25 still accompanied with many problems to be improved in

potency, selectivity to other receptors, toxicity, side effects and/or the like. There is accordingly an outstanding demand for the provision of still better compounds.

The discussion of the background to the invention herein is included to explain the context of the invention. This is not to be taken as an admission that any of the material referred to was published, known or part of the common general knowledge in Australia as at the priority date of any of the claims.

Disclosure of the Invention

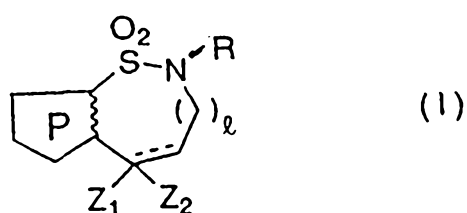
In view of the foregoing circumstances, the present inventors have proceeded with extensive research toward compounds which have strong α_1 -blocking action and serotonin-2 receptor antagonistic action in combination and also have low toxicity and less side effects and are thus useful for the prevention and treatment of all circulatory diseases such as hypertension, heart failure, ischemic heart diseases, cerebrovascular disturbances and peripheral circulatory disturbances. As a result, it has been found that pyrrolo[2,3-e]-thiazine compounds, pyrrolo[3,4-e]thiazine compounds, pyrrolo[2,3-f]thiazepine compounds and pyrrolo[3,4-f]-thiazepine compounds can satisfy such conditions.

Incidentally, pharmaceuticals having the pyrrolo[2,3-e]thiazine skeleton, pyrrolo[3,4-e]thiazine skeleton, pyrrolo[2,3-f]thiazepine skeleton or pyrrolo[3,4-f]thiazepine skeleton did not exist in the past, to say nothing of reports even on the synthesis of compounds having these skeletons.



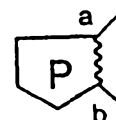
- 6 -

The present invention has been completed based on the above described findings. A first object of the present invention is to provide a pyrrolesulfonamide compound or a salt thereof, said pyrrolesulfonamide compound being represented by the following formula (I):

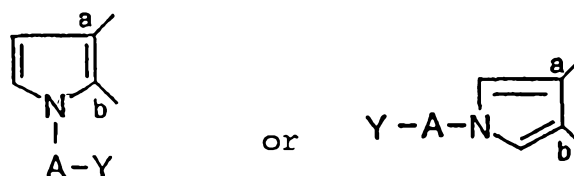


wherein

the ring P represented by

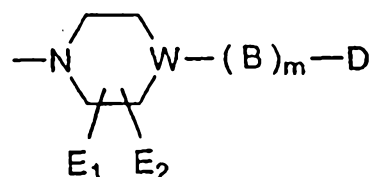


10 means a pyrrole ring represented by the following structure:

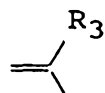


in which A represents a substituted or unsubstituted alkylene group, a substituted or unsubstituted alkenylene group or a substituted or unsubstituted alkynylene group; Y represents a group

- 7 -



in which W represents CH, C= or a nitrogen atom; and,
 when W represents CH, m stands for 0 or 1, B represents
 a carbonyl group, a sulfonyl group, an alkylene group,
 5 an alkenylene group, a group -C(OH)R₁- in which R₁
 represents a substituted or unsubstituted aryl group, a
 group -CHR₂- in which R₂ represents a substituted or
 unsubstituted aryl group, or a substituted or un-
 substituted cyclic or acyclic acetal group; when W
 10 represents C=, m stands for 1, B represents a group



in which the double bond is coupled with W and R₃
 represents a substituted or unsubstituted aryl group or
 a substituted or unsubstituted aralkyl group; when W
 15 represents a nitrogen atom, m stands for 0 or 1, and B
 represents a carbonyl group, a sulfonyl group, an
 alkylene group, an alkenylene group or a group -CHR₄-
 in which R₄ represents a substituted or unsubstituted
 aryl group; E₁ and E₂ each independently represents a
 20 hydrogen atom or a lower alkyl group; and D represents
 a substituted or unsubstituted aromatic hydrocarbon

- 8 -

group or a substituted or unsubstituted aromatic heterocyclic group;

l represents 0 or 1;

the dashed line indicates the presence or absence
5 of a bond; and, when the bond indicated by the dashed line is present, Z_2 is not present and Z_1 represents a hydrogen atom but, when the bond indicated by the dashed line is absent, Z_1 represents a hydrogen atom and Z_2 represents a hydroxyl group; or Z_1 and Z_2 are
10 combined together to represent an oxygen atom or a group NOR_5 in which R_5 represents a hydrogen atom, a substituted or unsubstituted alkyl group, a substituted or unsubstituted aralkyl group or a substituted or unsubstituted aryl group; and

15 R represents a hydrogen atom, a linear or branched alkyl group, a cycloalkyl group, a cycloalkyl-alkyl group or a substituted or unsubstituted aralkyl group.

Another object of the present invention is to
20 provide a preparation process of the pyrrolesulfonamide compound (I) or its salt.

A further object of the present invention is to provide a pharmaceutical which comprises the pyrrole-sulfonamide compound (I) or its pharmaceutically-
25 acceptable salt as an effective ingredient and is

- 9 -

usable for the treatment or the like of circulatory diseases.

Best Modes for Carrying Out the Invention

5 In the pyrrolesulfonamide compound (I) of the present invention, preferred examples of the group R can include a hydrogen atom; linear or branched alkyl groups having 1-8 carbon atoms preferably, such as methyl, ethyl, n-propyl, isopropyl and n-pentyl; 10 cycloalkyl groups having 3-8 carbon atoms, such as cyclopropyl, cyclopentyl and cyclohexyl; cycloalkyl-alkyl groups having 4-8 carbon atoms, such as cyclopropylmethyl, cyclohexylmethyl and cyclohexyl-ethyl; and aralkyl groups having 7-22 carbon atoms, 15 such as diphenylmethyl, benzyl and phenethyl. One or more hydrogen atoms of each of these groups may be substituted by a like number of halogen atoms such as fluorine, chlorine and/or bromine atoms, alkyl groups having 1-4 carbon atoms preferably, such as methyl 20 and/or ethyl, and/or alkoxy groups having 1-4 carbon atoms preferably, such as methoxy and/or ethoxy. Particularly preferred examples of the group R can include hydrogen atom, methyl and ethyl.

 Further, preferred examples of the group Z_1 and 25 the group Z_2 in the compound (I) according to the pres-

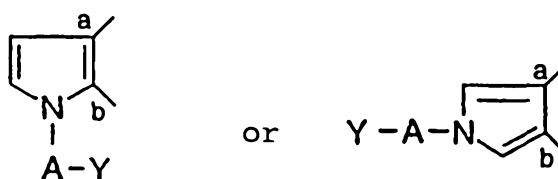
- 10 -

ent invention can include the following combinations:
when the bond indicated by the dashed line is present,
 Z_2 is not present and Z_1 represents a hydrogen atom;
when the bond indicated by the dashed line is absent,
5 Z_1 represents a hydrogen atom and Z_2 represents a
hydroxyl group, or Z_1 and Z_2 are combined together to
represent an oxygen atom or a group NOR_5 .

Preferred examples of R_5 in the group NOR_5 can
include a hydrogen atom; linear or branched alkyl
10 groups having 1-4 carbon atoms preferably, such as
methyl and ethyl; aryl groups having 6-14 carbon atoms,
such as phenyl and naphthyl; and aralkyl groups having
7-22 carbon atoms, such as benzyl and phenethyl. One
or more of the hydrogen atoms of each of these groups
15 may be substituted by a like number of halogen atoms
such as fluorine, chlorine and/or bromine atoms, alkyl
groups having 1-4 carbon atoms preferably, such as
methyl and/or ethyl, and/or alkoxy groups having 1-4
carbon atoms preferably, such as methoxy and/or ethoxy.
20 Of these, hydrogen atom and methyl group are particu-
larly preferred.

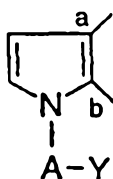
Further, the ring P in the pyrrolesulfonamide
compound (I) of the present invention represents one of
the following pyrrole rings:

- 11 -



wherein A and Y have the same meanings as defined above. Among these, particularly preferred are pyrrole rings represented by the following formula:

5



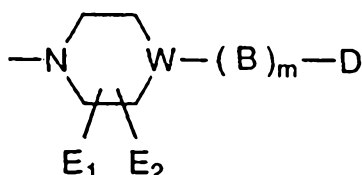
wherein A and Y have the same meanings as defined above.

On the other hand, preferred examples of the group A can include linear or branched alkylene groups having 2-10 carbon atoms, such as ethylene, tri-
 10 methylene, tetramethylene, pentamethylene and octamethylene; linear or branched alkenylene groups having 4-10 carbon atoms, such as 2-butenylene and 3-pentenylene; and linear or branched alkynylene groups
 15 having 4-10 carbon atoms, such as 2-butyneylene and 3-pentyneylene. One or more of the hydrogen atoms of each of these groups may be substituted by a like number of halogen atoms such as fluorine, chlorine and/or bromine atoms. Among the above groups, trimethylene, tetra-

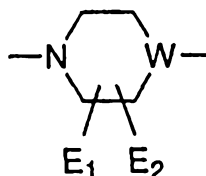
- 12 -

methylene and pentamethylene are particularly preferred.

In the ring P, Y is a group



- 5 wherein B, D, E₁, E₂, W and m have the same meanings as defined above. A group represented by the following formula:

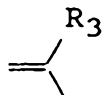


- 10 wherein E₁, E₂ and W have the same meanings as defined above, said group being included in the above group, is a heterocyclic group derived from piperidine or piperazine, and two or less of the hydrogen atoms on the ring may be substituted by a like number of alkyl groups having 1-4 carbon atoms preferably, such as
- 15 methyl and/or ethyl.

When the above group is a heterocyclic group derived from piperidine, m stands for 0 or 1 (with the proviso that m stands for 1 when W represents C=), and B represents a carbonyl group, a sulfonyl group, an

- 13 -

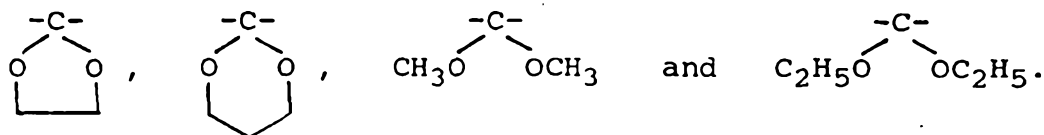
alkylene group (an alkylene group having 1-4 carbon atoms preferably, with a methylene group being particularly preferred), an alkenylene group (an alkenylene group having 2-5 carbon atoms preferably, with a
5 2-propenylene group being particularly preferred), a group $-C(OH)R_1-$ in which R_1 is an aryl group having 6-14 carbon atoms, such as phenyl or naphthyl, in which one or more of the hydrogen atoms may be substituted, a group $-CHR_2-$ in which R_2 is an aryl group having 6-14
10 carbon atoms, such as phenyl or naphthyl, in which one or more of the hydrogen atoms may be substituted, a group



in which the double bond is coupled with W, R_3
15 represents an aryl group having 6-14 carbon atoms, such as phenyl or naphthyl, or an aralkyl group having 7-22 carbon atoms, such as benzyl or phenethyl, and these groups may be in substituted forms, or a cyclic or acyclic acetal group in which one or more of the
20 hydrogen atoms may be substituted.

Exemplary cyclic or acyclic acetal groups include:

- 14 -



In the above-described definition of B, preferred examples of substituents on the groups R_1 , R_2 and R_3 can include one or more alkyl groups having 1-4 carbon atoms, such as methyl and ethyl; aryl groups having 6-14 carbon atoms, such as phenyl and naphthyl; halogen atoms such as fluorine atoms, chlorine atoms and bromine atoms; alkoxy groups having 1-4 carbon atoms, such as methoxy and ethoxy; hydroxyl groups; cyano groups; and nitro groups.

Further, illustrative of substituents on the cyclic or acyclic acetal are halogen atoms such as fluorine atoms, chlorine atoms, and bromine atoms; alkyl groups having 1-4 carbon atoms, such as methyl and ethyl; aryl groups having 6-14 carbon atoms, such as phenyl and naphthyl; aralkyl groups having 7-22 carbon atoms, such as benzyl and phenethyl; and alkylidene groups having 1-4 carbon atoms preferably, such as methylenidene and ethylenidene.

As a particularly preferred example of B, a carbonyl group can be mentioned.

When the heterocyclic group is a group derived

- 15 -

from piperazine, m stands for 0 or 1 (preferably 0),
and B represents a carbonyl group, a sulfonyl group, an
alkylene group (preferably, an alkylene group having 1-
4 carbon atoms, with a methylene group being particu-
5 larly preferred), an alkenylene group (preferably, an
alkenylene group having 3-6 carbon atoms, with a
2-propenylene group being particularly preferred), a
group $-\text{CHR}_4-$ in which R_4 represents an aryl group hav-
ing 6-14 carbon atoms, such as phenyl or naphthyl.

10 The above-described R_4 may be substituted fur-
ther, for example, by one or more of halogen atoms such
as fluorine, chlorine and/or bromine, alkyl groups hav-
ing 1-4 carbon atoms preferably, such as methyl and/or
ethyl, alkoxy groups having 1-4 carbon atoms preferab-
15 ly, such as methoxy and/or ethoxy, nitro groups, cyano
groups, carboxyl groups, and/or hydroxyl groups.

As a preferred example of the above-described B,
a substituted or unsubstituted phenylmethylene group
can be mentioned.

20 Preferred examples of group D can include
aromatic hydrocarbon groups having 6-28 carbon atoms
preferably, such as a phenyl group in which one or more
of the hydrogen atoms may be substituted and a naphthyl
group in which one or more of the hydrogen atoms may be
25 substituted.

- 16 -

Other preferred examples of D can include aromatic heterocyclic groups, preferably those each of which is monocyclic or bicyclic and contains three or less hetero atoms, such as pyridyl, pyrimidinyl, benz-
5 isothiazolyl, benzisoxazolyl, indazolyl and indolyl groups in which one or more of hydrogen atoms may be substituted. Examples of the hetero atoms can include oxygen, sulfur and nitrogen atoms.

Examples of the substituents for the above
10 aromatic hydrocarbon group or aromatic heterocyclic group can include halogen atoms such as fluorine, chlorine and bromine; alkyl groups having 1-4 carbon atoms preferably, such as methyl and ethyl; alkoxyl groups having 1-4 carbon atoms preferably, such as
15 methoxy and ethoxy; aryl groups having 6-14 carbon atoms, such as phenyl and naphthyl; aralkyl groups having 7-22 carbon atoms, such as benzyl and phenethyl; aralkyloxy groups having 7-22 carbon atoms preferably, such as benzyloxy; cyano groups; nitro groups; carboxyl
20 groups; alkoxycarbonyl groups (with an alcohol moiety thereof having 1-6 carbon atoms preferably); lower alkylsulfonylamino groups (with an alkyl moiety thereof having 1-4 carbon atoms preferably); carbamoyl groups; and hydroxyl groups.

25 Among these examples of group D, preferred ones

- 17 -

can include phenyl groups which may be unsubstituted or substituted by one or more of halogen atoms, alkoxy groups and/or hydroxyl groups; benzisothiazolyl groups which may be unsubstituted or substituted by one or more halogen atoms; benzisoxazolyl groups which may be unsubstituted or substituted by one or more halogen atoms; and indazolyl groups which may be unsubstituted or substituted by one or more halogen atoms. Particularly preferred are an unsubstituted phenyl group; and phenyl groups substituted by one or more of fluorine atoms, methoxy groups and/or hydroxyl groups.

Many of the compounds (I) according to the present invention have isomers. It is to be noted that these isomers and mixtures thereof are all embraced by the present invention.

The pyrrolesulfonamide compounds (I) according to the present invention can be prepared by various processes. It is however preferred to prepare each of them, for example, by using a pyrrolesulfonamide compound (II) or (II'), which is available by Process 1 to be described below, and following any one of the processes to be described as Process 2 onwards.

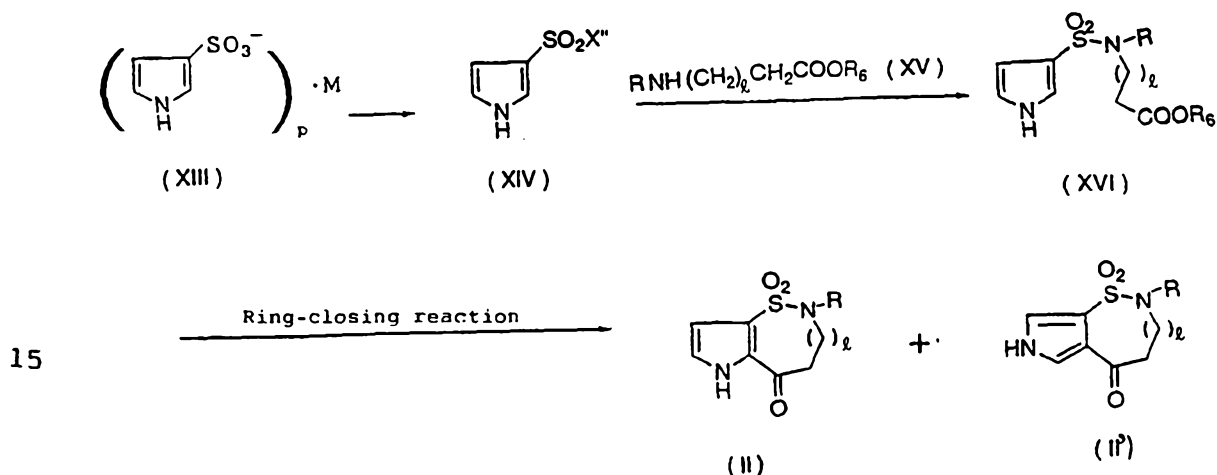
Process 1:

Pyrrolesulfonamide compounds (II) and (II') useful as starting materials can be synthesized, for exam-

- 18 -

ple, by the following process:

Compounds represented by the formula (II) and (II') can be obtained in accordance with the following reaction scheme, namely, by converting pyrrole-3-sulfonic acid or a salt thereof represented by the formula (XIII) into a pyrrole-3-sulfonyl halide represented by the formula (XIV), reacting α -aminoacetic acid, β -aminopropionic acid or a derivative thereof (XV) or an organic or inorganic acid salt thereof with the compound (XIV) and, if necessary, conducting deprotection to obtain a compound represented by the formula (XVI) and then subjecting the thus-obtained compound to a ring-closing reaction.

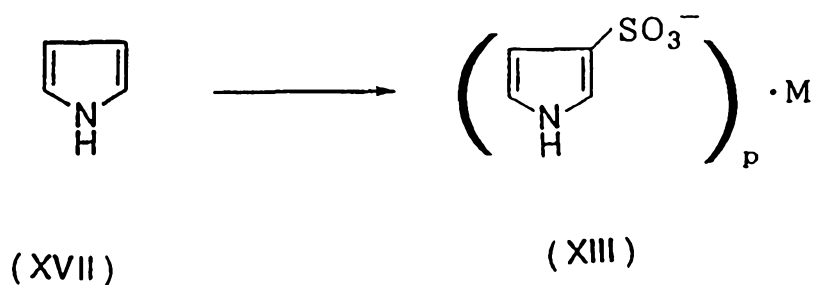


wherein M represents a hydrogen ion, an alkali metal ion, an alkaline earth metal ion or a quaternary ammonium ion, and p stands for 1 when M represents a hydrogen ion, an alkali metal ion or a quaternary am-

- 19 -

monium ion or p stands for 2 when M represents an
alkaline earth metal ion, X" represents a chlorine atom
or a bromine atom, R₆ represents a hydrogen atom or a
carboxyl-protecting group, and R and l have the same
5 meanings as defined above.

Illustrative of M in the compound represented by
the formula (XIII) in the above scheme are hydrogen
ion; alkali metal ions such as sodium ion and potassium
ion; alkaline earth metal ions such as barium ion; and
10 quaternary ammonium ions such as pyridinium ion. The
compound represented by the formula (XIII) can be ob-
tained in accordance with the following formula, name-
ly, by causing a sulfonating agent such as sulfur
trioxide-pyridine complex to act on pyrrole (XVII)
15 and, if necessary, treating the resultant compound with
an acid such as hydrochloric acid or sulfuric acid or a
base such as sodium hydroxide, sodium carbonate, sodium
hydrogencarbonate or barium hydroxide.



20 wherein M and p have the same meanings as defined
above.

- 20 -

Further, the compound (XIV) can be obtained by causing phosphorus pentachloride or phosphorus pentabromide to act on the compound (XIII) in a solvent which does not take part in the reaction, such as ethyl ether or toluene. In addition, as the carboxyl-protecting group represented by the group R_6 in the compound (XV), it is possible to use, in addition to lower alkyl groups such as methyl, ethyl, n-propyl, isopropyl, n-butyl, isobutyl and t-butyl and aralkyl groups having 7-20 carbon atoms, such as benzyl and 9-anthrylmethyl, conventional protecting groups such as those described in T.W. Greene: "Protective Groups in Organic Synthesis" (John Wiley & Sons, Inc.) and the like.

Further, as an illustrative synthesis process of the compound (XVI), a process can be mentioned in which a base is added to the compound (XIV), as needed, and α -aminoacetic acid, β -aminopropionic acid or a derivative thereof (XV) or an organic or inorganic acid salt thereof is caused to act. Usable examples of the base can include organic bases such as triethylamine and pyridine, and inorganic bases such as sodium hydrogen-carbonate, potassium carbonate and sodium hydroxide.

The compound (XVI) so obtained is subjected to a cyclizing reaction, optionally after removing the pro-

- 21 -

tecting group by virtue of a suitable method such as the action of an acid or a base, or catalytic reduction. This cyclizing reaction is conducted by treating the compound (XVI) together with an organic acid such as methanesulfonic acid, an inorganic acid such as sulfuric acid or polyphosphoric acid or a mixture of such an organic or inorganic acid and phosphorus pentoxide at room temperature to 170°C, preferably at 80-120°C. In this case, a solvent which does not take part in the reaction may be added as needed.

Further, the cyclizing reaction can also be practiced by, optionally after addition of a catalyst such as dimethylformamide to the compound (XVI) in which R₆ is a hydrogen atom, treating the compound with oxalyl chloride, thionyl chloride, thionyl bromide, oxalyl bromide, phosgene, phosphorus trichloride, phosphorus tribromide, phosphoryl chloride, phosphoryl bromide or the like to convert it into its corresponding acid halide and then treating the acid halide at -20°C to reflux temperature in the presence of a Lewis acid such as aluminum chloride, aluminum bromide, boron trifluoride-ether complex or tin tetrachloride in a solvent such as dichloromethane, 1,2-dichloroethane or nitromethane. In the above-described reactions, the compound (II) and the compound (II') can be formed at

- 22 -

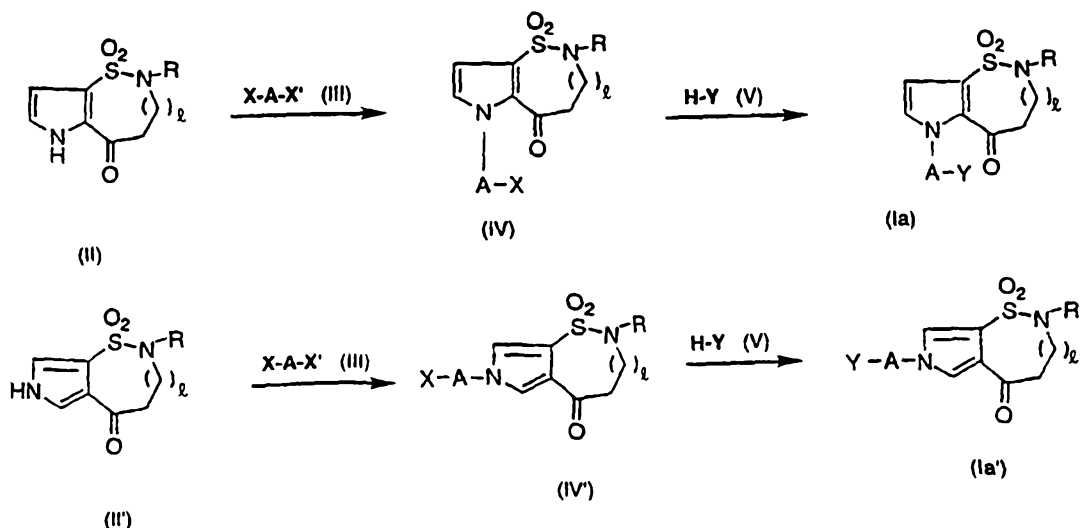
varied ratios by changing the reaction conditions.

Process 2:

Among the pyrrolesulfonamide compounds (I), compounds (Ia) and (Ia') in each of which Z_1 and Z_2 are combined together to represent an oxygen atom can be synthesized, for example, by any one of the following processes.

Process (a)

Each compound (Ia) or compound (Ia') can be obtained in accordance with the following reaction scheme, namely, by reacting a compound represented by the formula (II) or (II') with a compound represented by the formula (III) to convert the compound (II) or (II') into a compound represented by the formula (IV) or (IV') and then reacting a nitrogen-containing compound represented by the formula (V) or a salt thereof with the compound (IV) or (IV').



- 23 -

wherein A, R, Y and ℓ have the same meanings as defined above, and X and X' represent the same or different eliminative groups.

5 In the above-described reaction, the conversion from the compound (II) or (II') into the compound (IV) or (IV') can be effected by treating the compound (II) or (II') with an organic or inorganic base and then reacting the compound (III), or by causing the compound (III) to act on the compound (II) or (II') in the
10 presence of such a base.

The groups X and X' in the compound (III) are eliminative groups, and illustrative can be halogen atoms such as chlorine and bromine, alkylsulfonyloxy groups such as methanesulfonyloxy, and arylsulfonyloxy groups such as p-toluenesulfonyloxy.
15

Exemplary inorganic bases or organic bases can include sodium carbonate, potassium carbonate, sodium hydroxide, potassium hydroxide, sodium hydride, triethylamine, sodium ethoxide, and potassium
20 t-butoxide. Further, illustrative of a solvent usable in this reaction are acetone, 2-butanone, acetonitrile, dimethyl sulfoxide, dioxane, and toluene. The reaction can be conducted at -20°C to reflux temperature.

To prepare the compound (Ia) or (Ia') from the
25 thus-obtained compound (IV) or (IV'), it is only neces-

- 24 -

sary to react the compound (IV) or (IV') and the nitrogen-containing compound (V) or an organic acid salt or inorganic acid salt thereof, optionally together with an organic base such as triethylamine, pyridine, collidine or potassium t-butoxide or an inorganic base such as potassium carbonate, sodium carbonate, sodium hydrogencarbonate, potassium hydroxide or sodium hydroxide and optionally with the addition of an alkali iodide such as potassium iodide or sodium iodide, in a solventless manner or in the above-exemplified solvent or a solvent such as methanol or ethanol at room temperature to 150°C.

Examples of the nitrogen-containing compound (V) can include 1-phenylpiperazine, 1-(2-fluorophenyl)piperazine, 1-(3-fluorophenyl)piperazine, 1-(4-fluorophenyl)piperazine, 1-(4-hydroxyphenyl)piperazine, 1-(2-chlorophenyl)piperazine, 1-(3-chlorophenyl)piperazine, 1-(4-chlorophenyl)piperazine, 1-(2-methoxyphenyl)piperazine, 1-(3-methoxyphenyl)piperazine, 1-(4-methoxyphenyl)piperazine, 1-(4-methanesulfonamidophenyl)piperazine, 1-(4-cyanophenyl)piperazine, 1-(4-carbamoylphenyl)piperazine, 1-(4-methoxycarbonylphenyl)piperazine, 1-(2-pyridyl)piperazine, 1-(2-pyrimidinyl)piperazine, 1-benzylpiperazine, 1-diphenylmethylpiperazine, 1-cinnamylpiperazine, 1-benzoyl-

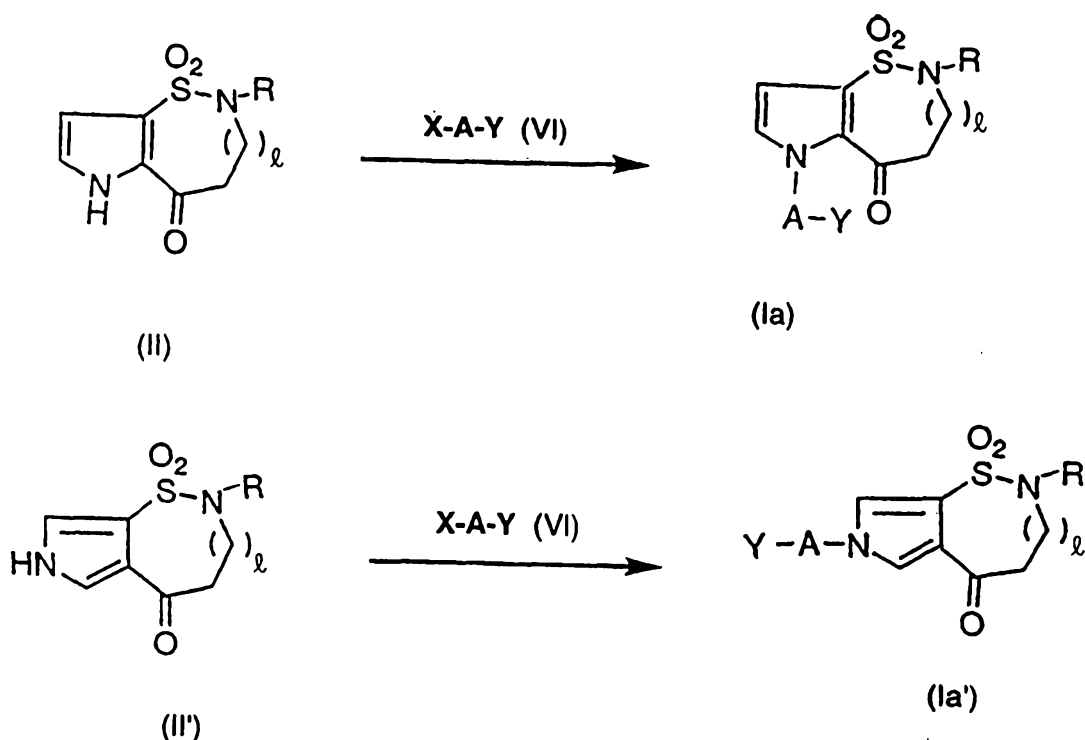
- 25 -

5 piperazine, 1-(4-benzyloxybenzoyl)piperazine, 1-(4-hydroxybenzoyl)piperazine, 1-(2-furoyl)piperazine, 1-(1,2-benzisoxazol-3-yl)piperazine, 1-(1,2-benzisothiazol-3-yl)piperazine, 4-phenylpiperidine, 4-benzylpiperidine, α,α -bis(4-fluorophenyl)-4-piperidine-methanol, 4-(4-fluorobenzoyl)piperidine, 4-benzoyl-piperidine, 4-(4-methoxybenzoyl)piperidine, 4-(4-chlorobenzoyl)piperidine, 4-(6-fluoro-1,2-benzisoxazol-3-yl)piperidine, 4-(6-fluoro-1,2-benzisothiazol-3-yl)piperidine, 4-(6-fluoro-1H-indazol-3-yl)piperidine, 4-[(4-fluorophenyl)sulfonyl]piperidine, 4-[bis(4-fluorophenyl)methylene]piperidine, and 4-(4-fluorobenzoyl)piperidine ethylene acetal. These compounds are either known in the art or readily available by processes known *per se* in the art or by processes similar to such known processes.

Process (b)

20 Further, the compound (Ia) or (Ia') can also be obtained by causing a nitrogen-containing compound represented by the formula (VI) to act on the compound represented by the formula (II) or (II') in accordance with the following reaction formula:

- 26 -



wherein A, R, X, Y and ℓ have the same meanings as defined above.

- 5 The conversion from the compound (II) or (II') into the compound (Ia) or (Ia') is conducted by causing the compound (VI) to act either after treatment of the compound (II) or (II') with an inorganic base or an organic base or in the presence of an inorganic base or
- 10 an organic base. Reaction conditions are similar to those employed upon conversion from the compound (II) into the compound (IV) and described above under Process (a) of Process 2. Further, the compound (VI) can be synthesized by reacting the compound (III) with the
- 15 compound (V) in a manner known *per se* in the art.

- 27 -

Process 3:

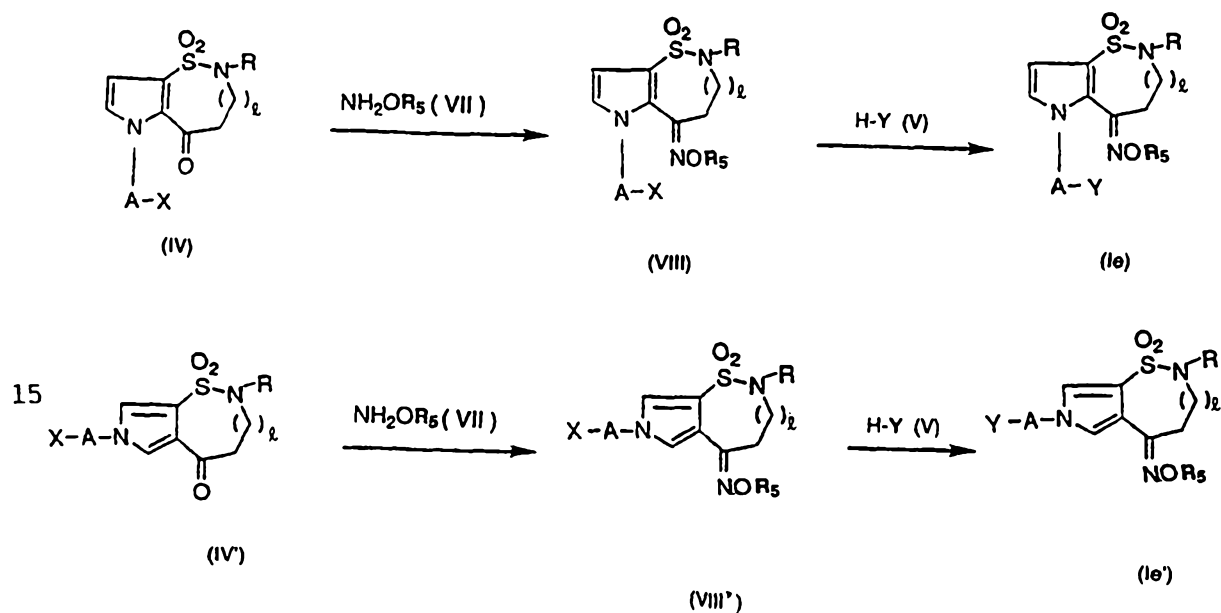
Among the pyrrolesulfonamide compounds (I), the compounds (Ic) and (Ic') and the compounds (Ie) and (Ie') in each of which Z_1 and Z_2 are combined together to represent a group NOR_5 can each be synthesized by

5 any one of the following processes.

Process (a)

Each compound (Ie) or (Ie') is obtained in accordance with the following reaction scheme, namely, by

10 causing hydroxylamine or a derivative thereof (VII) or a salt thereof to act on a compound represented by the formula (IV) or (IV') and then causing a nitrogen-containing compound (V) to act.



wherein A, R, R_5 , X, Y and ℓ have the same meanings as defined above.

- 28 -

The reaction between the compound (IV) or (IV') and the hydroxylamine or its derivative (VII) is effected, if necessary, in the presence of an organic base such as pyridine, triethylamine, collidine or sodium acetate or an inorganic base such as potassium carbonate or sodium hydroxide. The hydroxylamine or its derivative (VII) may also be used in the form of an organic acid salt or an inorganic acid salt.

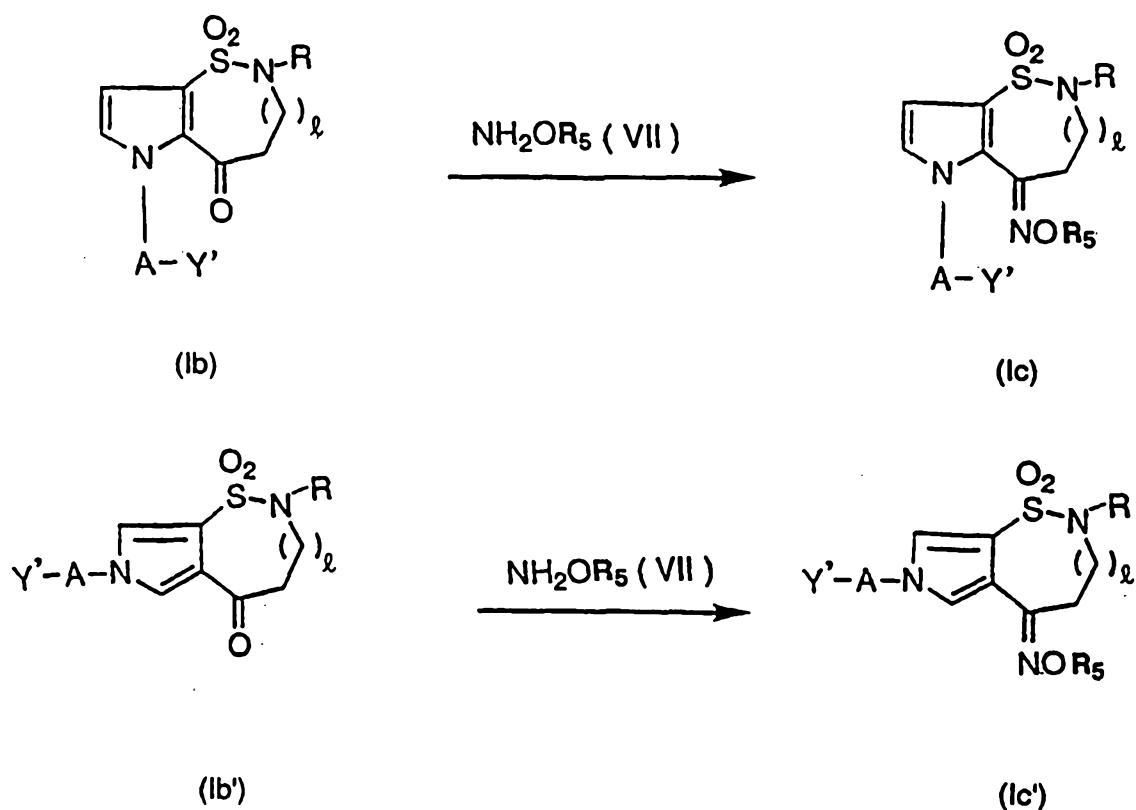
The reaction is conducted at 0°C to reflux temperature, preferably 0°C-100°C by adding a suitable solvent, for example, methanol, ethanol, propanol, tetrahydrofuran, dimethylformamide or dimethylsulfoxide as needed.

Further, the conversion from the thus-obtained compound (VIII) or (VIII') into the compound (Ie) or (Ie') can be effected under similar conditions as in the conversion from the compound (IV) into the compound (Ia) shown above under Process (a) of Process 2.

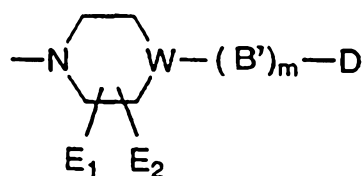
Process (b)

Each compound (Ic) or (Ic') is obtained by causing hydroxylamine or its derivative (VII) or a salt thereof to act on a compound (Ib) or (Ib') in accordance with the following reaction formula.

- 29 -



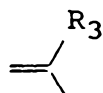
wherein Y' represents a group



- 5 in which when W represents CH, B' represents a sulfonyl group, an alkylene group, an alkenylene group, a group $-\text{C}(\text{OH})\text{R}_1-$ in which R_1 represents a substituted or unsubstituted aryl group, a group $-\text{CHR}_2-$ in which R_2 represents a substituted or unsubstituted aryl group,
- 10 or a substituted or unsubstituted cyclic or acyclic

- 30 -

acetal group; when W represents C=, B' represents a group



in which the double bond is coupled with W and R₃
5 represents a substituted or unsubstituted aryl group or
a substituted or unsubstituted aralkyl group; when W
represents a nitrogen atom, B' represents a carbonyl
group, a sulfonyl group, an alkylene group, an
alkenylene group or a group -CHR₄- in which R₄
10 represents a substituted or unsubstituted aryl group;
and D, E₁, E₂ and m have the same meanings as defined
above, and A, R, R₅ and l have the same meanings as
defined above.

The conversion from the compound (Ib) or (Ib')
15 into the compound (Ic) or (Ic') can be effected under
similar conditions as the conversion from the compound
(IV) into the compound (VIII) shown above under Process
(a) of Process 3.

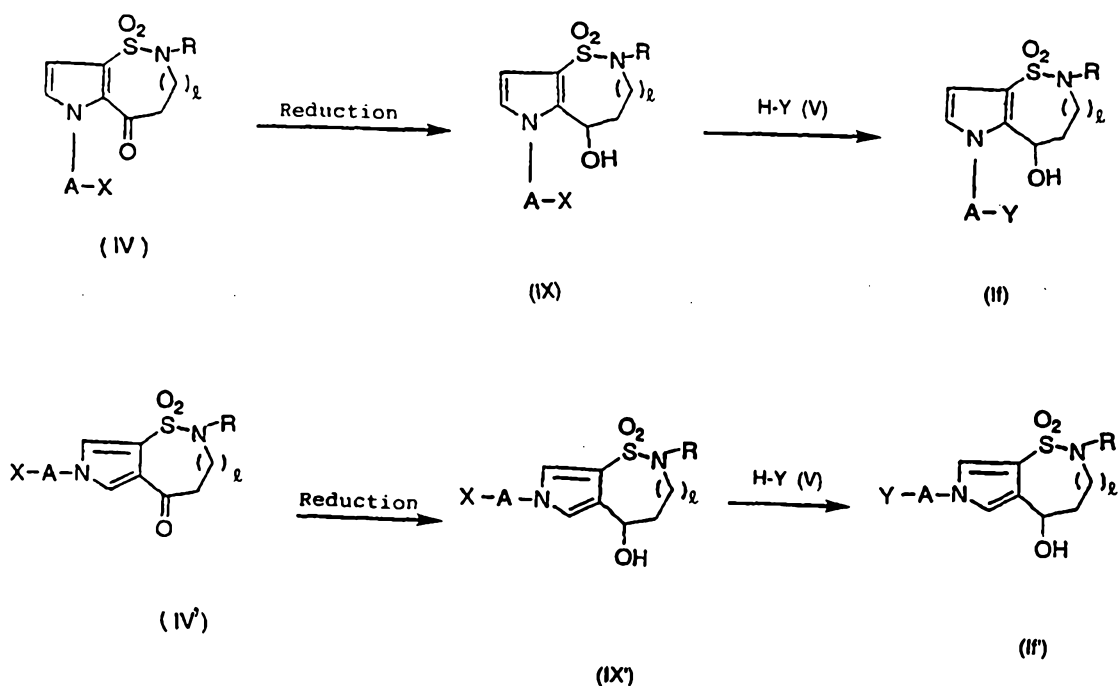
Process 4:

20 Among the pyrrolesulfonamide compounds (I), the
compounds (Id) and (Id') and the compounds (If) and
(If') in each of which Z₁ represents a hydrogen atom
and Z₂ represents a hydroxyl group can each be
synthesized by any one of the following processes.

- 31 -

Process (a)

Each compound (If) or (If') is obtained in accordance with the following reaction scheme, namely, by reducing a compound represented by the formula (IV) or (IV') and then causing a nitrogen-containing compound (V) to act.



wherein A, R, X, Y and *l* have the same meanings as defined above.

The conversion from the compound (IV) or (IV') into the compound (IX) or (IX') is conducted by treating the compound represented by the formula (IV) or (IV') with a reducing agent such as sodium borohydride, potassium borohydride or sodium cyanoborohydride at

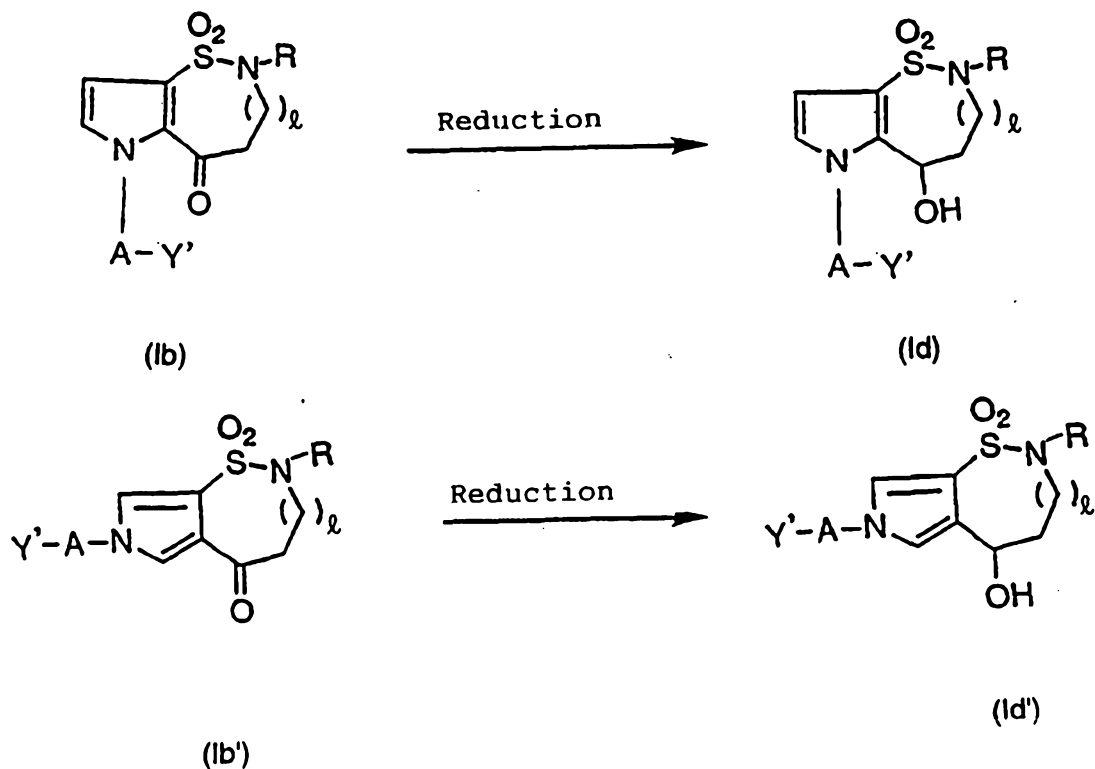
- 32 -

-78°C to reflux temperature, preferably -20°C to room temperature in a conventionally used solvent.

The conversion from the compound (IX) or (IX') into the compound (If) or (If') can be effected under similar conditions as the conversion from the compound (IV) into the compound (Ia) shown above under Process (a) of Process 2.

Process (b)

Each compound (Id) or (Id') is obtained by reducing a compound represented by the formula (Ib) or (Ib') in accordance with the following reaction formula.



wherein A, R, Y' and ℓ have the same meanings as

- 33 -

defined above.

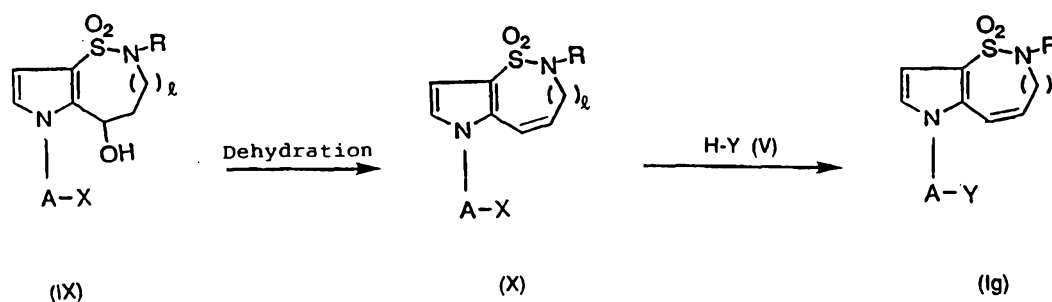
The conversion from the compound (Ib) or (Ib') into the compound (Id) or (Id') can be effected under similar conditions as in the conversion from the compound (IV) into the compound (IX) shown above under Process (a) of Process 4.

Process 5:

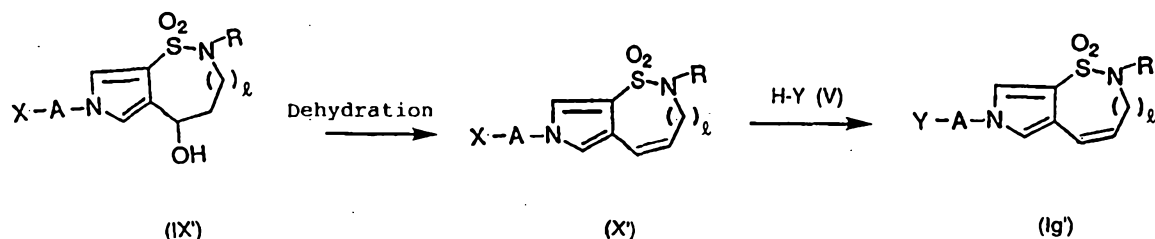
Among the pyrrolesulfonamide compounds (I), the compounds (Ig) and (Ig') in each of which the bond indicated by the dashed line is present and Z_1 represents a hydrogen atom can be synthesized by any one of the following processes.

Process (a)

Each compound (Ig) or (Ig') is obtained in accordance with the following reaction scheme, namely, by subjecting a compound represented by the formula (IX) or (IX') to a dehydration reaction to obtain a compound represented by the formula (X) or (X') and then causing a nitrogen-containing compound (V) to act on the compound (X) or (X').



- 34 -



wherein A, R, X, Y and ℓ have the same meanings as defined above.

In the above-described reaction, the conversion
 5 from the compound (IX) or (IX') into the compound (X) or (X') can be effected by treating the compound (IX) or (IX') with an acid such as hydrogen chloride, hydrogen bromide, sulfuric acid, methanesulfonic acid or p-toluenesulfonic acid at -20°C to 100°C, preferably
 10 at -20°C to room temperature in a solvent such as water, methanol, ethanol, ethyl acetate, chloroform or toluene.

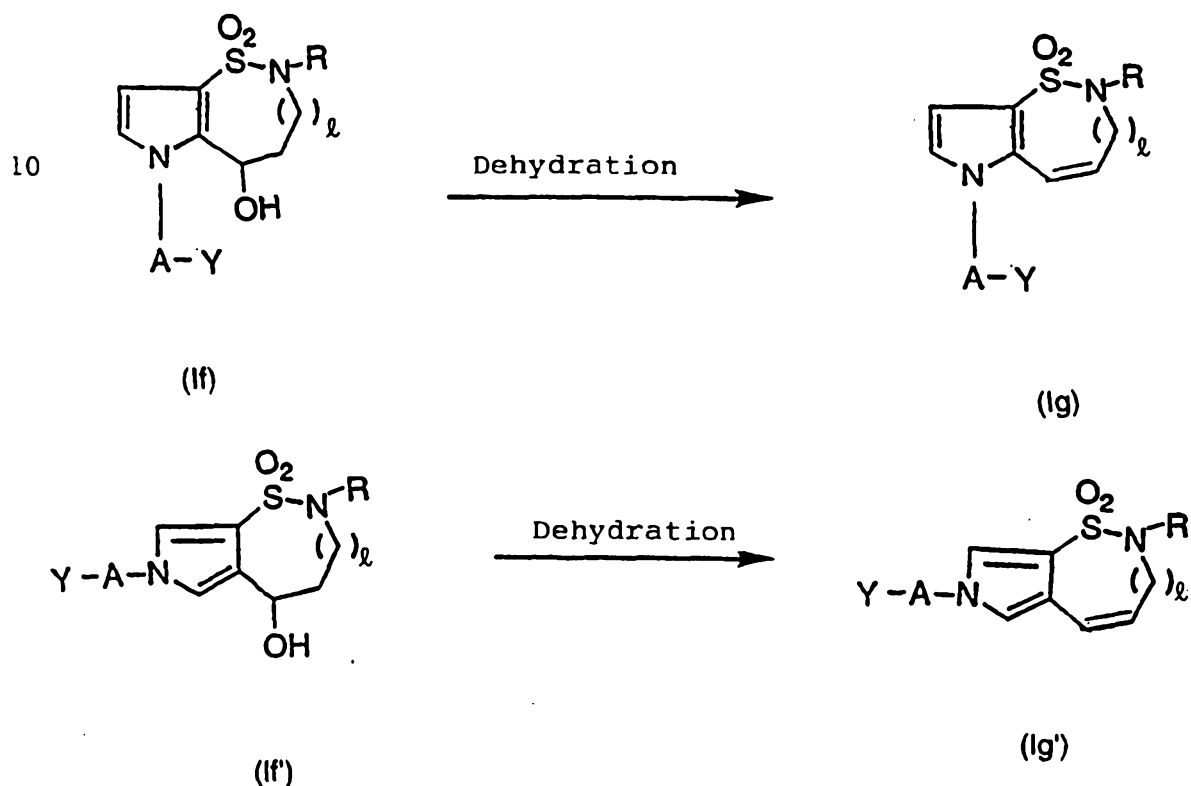
As an alternative, the conversion into the compound (X) or (X') can also be effected by causing
 15 methanesulfonyl chloride, p-toluenesulfonyl chloride, phosphorus trichloride, phosphorus oxychloride, thionyl chloride or the like and a base such as triethylamine, pyridine or collidine to act on the compound (IX) or (IX') in a solvent such as dichloromethane, chloroform
 20 or toluene.

The conversion from the compound (X) or (X') into

the compound (Ig) or (Ig') can be effected under similar conditions as in the conversion from the compound (IV) into the compound (Ia) described above under Process (a) of Process 2.

5 Process (b)

Each compound (Ig) or (Ig') is obtained by subjecting a compound represented by the formula (If) or (If') to a dehydration reaction in accordance with the following reaction formula:



wherein A, R, Y and ℓ have the same meanings as defined above.

In the above-described reaction, the conversion

- 36 -

from the compound (If) or (If') into the compound (Ig) or (Ig') can be effected under similar conditions as in the conversion from the compound (IX) into the compound (X) described above under Process (a) of Process 5.

5 If necessary, the compounds (I) of the present invention obtained according to the above-described processes can each be reacted with one of various acids to convert the compound into its salt. Then, the resulting salt can be purified by a method such as
10 recrystallization or column chromatography.

 Exemplary acids usable for the conversion of the pyrrolesulfonamide compounds (I) into their salts can include inorganic acids such as hydrochloric acid, nitric acid, sulfuric acid, phosphoric acid and
15 hydrobromic acid; and organic acids such as maleic acid, fumaric acid, tartaric acid, lactic acid, citric acid, acetic acid, methanesulfonic acid, p-toluene-sulfonic acid, adipic acid, palmitic acid and tannic acid.

20 Further, the compounds (I) according to the present invention include those containing asymmetric centers. Each racemic mixture can be isolated by one or more of various methods, whereby a single optically-active substance can be obtained. Usable methods include, for example:
25

- 37 -

(1) Isolation by an optically active column.

(2) Isolation by recrystallization subsequent to conversion into a salt with an optically active acid.

5 (3) Isolation by an enzyme reaction.

(4) Isolation by a combination of the above methods (1) to (3).

10 The pyrrolesulfonamide compounds (I) and their salts, which are obtained as described above, have strong serotonin-2 blocking action as will be demonstrated in tests to be described subsequently herein. Moreover, the compounds (I) according to the present invention have also been found to include those also having α_1 -blocking action. From the results of toxicity tests, the compounds (I) and salt thereof ac-
15 cording to the present invention have also been found to possess high safety. The compounds and salt thereof according to the present invention can therefore be used as pharmaceuticals for the treatment of cir-
20 culatory diseases such as ischemic heart diseases, cerebrovascular disturbances, peripheral circulatory disturbances and hypertension.

When the pyrrolesulfonamide compounds (I) according to this invention are used as pharmaceuticals, they
25 can be administered in an effective dose as they are.

As an alternative, they can also be formulated into various preparation forms by known methods and then administered.

Exemplary preparation forms as medicines include orally administrable preparation forms such as tablets, capsules and syrups as well as parenterally administrable preparation forms such as injections and suppositories. Whichever preparation form is used, a known liquid or solid extender or carrier usable for the formulation of the preparation form can be employed.

Examples of such extender or carrier include polyvinylpyrrolidone, arabic gum, gelatin, sorbit, cyclodextrin, tragacanth gum, magnesium stearate, talc, polyethylene glycol, polyvinyl alcohol, silica, lactose, crystalline cellulose, sugar, starch, calcium phosphate, vegetable oil, carboxymethylcellulose, sodium laurylsulfate, water, ethanol, glycerin, mannitol, syrup, and the like.

When the compounds (I) according to the present invention are used as pharmaceuticals, their dose varies depending on the administration purpose, the age, body weight, conditions, etc. of the patient to be administered. In oral administration, the daily dose may generally be about 0.01-1,000 mg.

Throughout the description and claims of the specification the word "comprise" and variations of the word, such as "comprising" and "comprises", is not intended to exclude other additives, components, integers or steps.



- 39 -

The present invention will next be described in further detail by the following examples and tests. It is however to be noted that the present invention is by no means limited to the following examples.

5 Example 1

Synthesis of sodium 3-pyrrolesulfonate (Compound 1)

 A mixture consisting of 30.0 g (447 mmol) of pyrrole, 75.0 g (471 mmol) of sulfur trioxide-pyridine complex and 250 ml of 1,2-dichloroethane was refluxed
10 for 16 hours. The top layer of the reaction mixture was removed by decantation. To the residue, 150 ml of water and 30 g of sodium carbonate were added successively. After the resulting mixture was boiled, the solvent was distilled off under reduced pressure.
15 Ethanol-water (9:1 v/v, 500 ml) was added to the residue, followed by reflux for 1 hour. The reaction mixture was subjected to hot filtration, and the filtrate was allowed to cool down. Precipitated crystals were collected, washed with chilled ethanol and diethyl
20 ether, and then dried under reduced pressure, whereby 17.0 g of powdery crystals were obtained.

Example 2

Synthesis of benzyl 2-(3-pyrrolesulfonamide)acetate
(Compound 2)

25 A suspension of 16.9 g (100 mmol) of Compound 1

- 40 -

and 22.9 g (110 mmol) of phosphorus pentachloride in 750 ml of diethyl ether was stirred at room temperature for 2 hours, and was then refluxed for 4 hours. After the reaction mixture was allowed to cooled down, it was filtered. The filtrate was washed successively with ice water (twice), a chilled, saturated aqueous solution of sodium hydrogencarbonate, ice water and a chilled, saturated aqueous solution of sodium chloride. The organic layer was dried over anhydrous sodium sulfate and then concentrated under reduced pressure, whereby 11.2 g of 3-pyrrolesulfonyl chloride were obtained as crude crystals.

After a mixture consisting of the whole amount of the thus-obtained crude crystals, 32.6 g (96.6 mmol) of glycine benzyl ester p-toluenesulfonate, 19.6 g (193 mmol) of triethylamine and 250 ml of tetrahydrofuran (hereinafter called "THF") was refluxed for 6 hours, the reaction mixture was concentrated under reduced pressure. Ethyl acetate was added to the residue. The resulting mixture was washed successively with a 10% aqueous solution of citric acid, water and a saturated aqueous solution of sodium chloride, dried over anhydrous sodium sulfate, and then concentrated under reduced pressure. The residue was treated with activated carbon under heat in methanol and then

- 41 -

recrystallized from methanol, whereby 12.6 g of the title compound were obtained (yield: 43%).

Example 3

Synthesis of benzyl 3-(3-pyrrolesulfonamide)-
5 propionate (Compound 3)

A mixture consisting of 1.66 g (10 mmol) of 3-pyrrolesulfonyl chloride obtained by the process of Example 2, 7.03 g (20 mmol) of β -alanine benzyl ester p-toluenesulfonate, 4.05 g (40 mmol) of triethylamine
10 and 100 ml of THF was refluxed for 16 hours. The reaction mixture was concentrated under reduced pressure, and ethyl acetate was added to the residue. The organic layer was washed successively with a saturated aqueous solution of sodium hydrogencarbonate, water, a
15 10% aqueous solution of citric acid, water and a saturated aqueous solution of sodium chloride, dried over anhydrous sodium sulfate, and then concentrated under reduced pressure. The residue was purified by column chromatography on silica gel (Merck & Co. Inc.
20 No. 9385) (the same silica gel were used in the subsequent examples) (eluent: ethyl acetate/hexane = 1/1), whereby 2.82 g of the title compound were obtained (yield: 92%).

Example 4

25 Synthesis of ethyl 2-[N-methyl-(3-pyrrolesulfon-

- 42 -

amide)]acetate (Compound 4)

In 400 ml of THF, 19.87 g (120 mmol) of 3-pyrrolesulfonyl chloride obtained by the process of Example 2 and 27.65 g (180 mmol) of sarcosine ethyl ester hydrochloride were suspended. A solution of 36.43 g (360 mmol) of triethylamine in 100 ml of THF was added under stirring, followed by refluxing for 16 hours. The reaction mixture was filtered, the filtrate was concentrated under reduced pressure, and ethyl acetate was then added to the residue. The organic layer was washed successively with a 10% aqueous solution of citric acid, water, a saturated aqueous solution of sodium hydrogencarbonate, water and a saturated aqueous solution of sodium chloride. The resulting organic solution was dried over anhydrous sodium sulfate and was then concentrated under reduced pressure. The residue was recrystallized from ethyl acetate-isopropyl ether, whereby 18.49 g of the title compound were obtained (yield: 63%).

Example 5

Synthesis of ethyl 3-[N-methyl-(3-pyrrolesulfonyl amide)]propionate (Compound 5)

To a solution of 994 mg (6 mmol) of 3-pyrrole-sulfonyl chloride, which had been obtained by the process of Example 2, in 40 ml of THF, a solution of

- 43 -

1.18 g (9 mmol) of ethyl 3-methylaminopropionate and 911 mg (9 mmol) of triethylamine in 10 ml of THF was slowly added under ice-cooled stirring, followed by refluxing for 16 hours. Post-treatment was conducted in a similar manner as in Example 4, and the residue was purified by chromatography on a silica gel column (eluent: ethyl acetate/hexane = 1/1), whereby 1.24 g of the title compound were obtained (yield: 80%).

Example 6

10 Synthesis of 2-(3-pyrrolesulfonamide)acetic acid
 (Compound 6)

 To a solution of 4.85 g (16 mmol) of Compound 2 in 150 ml of THF, 480 mg of 10% palladium on charcoal were added, followed by stirring at room temperature for 15 hours under a hydrogen gas stream. The reaction mixture was filtered and the filtrate was concentrated under reduced pressure. The residue was recrystallized from acetonitrile, whereby 2.87 g of the title compound were obtained (yield: 88%).

20 Example 7

 Synthesis of 3-(3-pyrrolesulfonamide)propionic acid
 (Compound 7)

 To a solution of 19.60 g (64 mmol) of Compound 3 in 400 ml of THF, 1.96 g of 5% palladium on charcoal were added, followed by stirring at room temperature

- 44 -

for 4 hours under a hydrogen gas stream. The reaction mixture was filtered and the filtrate was concentrated under reduced pressure. The residue was recrystallized from ethyl acetate, whereby 11.96 g of the title compound were obtained (yield: 86%).

Example 8

Synthesis of 2-[N-methyl-(3-pyrrolesulfonamide)]-acetic acid (Compound 8)

A mixture consisting of 4.93 g (20 mmol) of Compound 4 and 60 ml of a 1 N aqueous solution of sodium hydroxide was stirred at 50°C for 30 minutes and then at room temperature for 1 hour. 6 N hydrochloric acid was added to the reaction mixture to acidify the same. The resulting mixture was ice-cooled. Precipitated crystals were collected by filtration, washed with water, and then dried. The filtrate was concentrated under reduced pressure, and ethyl acetate was added to the residue. The organic layer was washed with a saturated aqueous solution of sodium chloride, dried over anhydrous sodium sulfate, and then concentrated under reduced pressure. The residue and the above-obtained crystals were combined together and then recrystallized from ethyl acetate-hexane, whereby 4.11 g of the title compound were obtained (yield: 94%).

- 45 -

Example 9

Synthesis of 3-[N-methyl-(3-pyrrolesulfonamide)]-
propionic acid (Compound 9)

A mixture consisting of 16.46 g (63 mmol) of Com-
5 pound 5 and 253 ml of a 1 N aqueous solution of sodium
hydroxide was stirred at 60°C for 6 hours. 6 N
hydrochloric acid was added to the reaction mixture to
acidify the same. Subsequent to saturation with sodium
chloride, the resulting mixture was extracted with
10 ethyl acetate (3 times). The organic layer was washed
with a saturated aqueous solution of sodium chloride,
dried over anhydrous sodium sulfate, and then con-
centrated under reduced pressure. The residue was
recrystallized from ethyl acetate-benzene, whereby
15 13.05 g of the title compound were obtained (yield:
89%).

Example 10

Synthesis of 2,3,4,5-tetrahydropyrrolo[2,3-e][1,2]-
thiazin-4-one 1,1-dioxide (Compound 10) and 2,3,4,6-
20 tetrahydropyrrolo[3,4-e][1,2]thiazin-4-one 1,1-
dioxide (Compound 11)

Under ice cooling, 5.00 g (24.5 mmol) of Compound
6, 4.27 ml (49 mmol) of oxalyl chloride, 120 ml of THF
and 3 droplets of DMF were mixed, and the resulting
25 mixture was stirred for 1 hour. The reaction mixture

- 46 -

was concentrated under reduced pressure. To the residue, 120 ml of 1,2-dichloroethane were added, followed by the addition of 6.53 g (49 mmol) of aluminum chloride under ice-cooled stirring. The thus-obtained mixture was stirred at the same temperature for 2.5 hours. Under ice-cooling, 43 ml of 6 N hydrochloric acid were added. Subsequent to saturation with sodium chloride, the resulting mixture was extracted with THF (3 times). The organic layer was washed with a saturated aqueous solution of sodium chloride, dried over anhydrous sodium sulfate, and then concentrated under reduced pressure. The residue was separated by chromatography on a silica gel column (eluent: ethyl acetate/hexane = 1/1→2/1), whereby 2.27 g of Compound 10 and 62 mg of Compound 11 were obtained (yields: 50% and 1%, respectively).

Example 11

Synthesis of 2-methyl-2,3,4,5-tetrahydropyrrolo-[2,3-e][1,2]thiazin-4-one 1,1-dioxide (Compound 12)

A mixture consisting of 436 mg (2 mmol) of Compound 8 and 24 g of polyphosphoric acid was stirred for 30 minutes over an oil bath of 80°C. The reaction mixture was ice-cooled, followed by the addition of about 30 ml of ice water. A 4 N aqueous solution of sodium hydroxide was added to adjust the pH to 5. Subsequent

- 47 -

to saturation with sodium chloride, the resulting mixture was extracted with THF (3 times). The organic layer was washed with a saturated aqueous solution of sodium chloride, dried over anhydrous sodium sulfate, and then concentrated under reduced pressure. The residue was purified by chromatography on a silica gel column (eluent: ethyl acetate/hexane = 1/1), whereby 134 mg of the title compound were obtained (yield: 33%).

10 Example 12

Synthesis of 3,4,5,6-tetrahydro-2H-pyrrolo[2,3-f]-[1,2]thiazepin-5-one 1,1-dioxide (Compound 13) and 3,4,5,7-tetrahydro-2H-pyrrolo[3,4-f][1,2]thiazepin-5-one 1,1-dioxide (Compound 14)

15 Under ice cooling, 436 mg (2 mmol) of Compound 7, 1 ml (11 mmol) of oxalyl chloride, 40 ml of THF and 1 droplet of DMF were mixed, and the resulting mixture was stirred at room temperature for 20 hours. The reaction mixture was concentrated under reduced pressure. To the residue, 50 ml of 1,2-dichloroethane were added, followed by the addition of 533 mg (4 mmol) of aluminum chloride under ice-cooled stirring. The thus-obtained mixture was stirred at room temperature for 3 hours. The reaction mixture was poured into water, followed by the extraction with ethyl acetate

20

25

- 48 -

(twice). The organic layer was washed with a saturated aqueous solution of sodium chloride, dried over anhydrous sodium sulfate, and then concentrated under reduced pressure. The residue was separated by chromatography on a silica gel column (eluent: methanol/chloroform = 1/19), whereby 73 mg of Compound 13 and 59 mg of Compound 14 were obtained (yields: 18% and 14%, respectively).

Example 13

10 Synthesis of 3,4,5,6-tetrahydro-2H-pyrrolo[2,3-f]-[1,2]thiazepin-5-one 1,1-dioxide (Compound 13) and 3,4,5,7-tetrahydro-2H-pyrrolo[3,4-f][1,2]thiazepin-5-one 1,1-dioxide (Compound 14) - (Alternative Process)

15 A mixture consisting of 6.00 g (27.5 mmol) of Compound 7 and 300 g of polyphosphoric acid was stirred for 1 hour over an oil bath of 100°C. The reaction mixture was ice-cooled and then poured into ice water. A concentrated aqueous solution of sodium hydroxide was added to adjust the pH to 4. Post-treatment was conducted in a similar manner as in Example 11. The residue was separated by chromatography on a silica gel column (eluent: ethyl acetate/hexane = 2/1), whereby 2.50 g of Compound 13 and 497 mg of Compound 14 were obtained (yields: 46% and 9%, respectively).

20

25

- 49 -

Example 14

Synthesis of 2-methyl-3,4,5,6-tetrahydro-2H-pyrrolo[2,3-f][1,2]thiazepin-5-one 1,1-dioxide (Compound 15) and 2-methyl-3,4,5,7-tetrahydro-2H-pyrrolo[3,4-f][1,2]thiazepin-5-one 1,1-dioxide (Compound 16)

A mixture consisting of 500 mg (2.15 mmol) of Compound 9 and 25 g of polyphosphoric acid was stirred for 1 hour over an oil bath of 80°C. The reaction mixture was ice-cooled and then poured into ice water. Subsequent to saturation with sodium chloride, the resulting mixture was extracted with THF (3 times). The organic layer was washed with a saturated aqueous solution of sodium chloride, dried over anhydrous sodium sulfate, and then concentrated under reduced pressure. The residue was separated by column chromatography on alumina (Merck & Co. Inc. No. 1097) (eluent: ethyl acetate) and further by chromatography on a silica gel column (eluent: ethyl acetate/hexane = 1/1), whereby 175 mg of Compound 15 and 36 mg of Compound 16 were obtained (yields: 38% and 8%, respectively).

Example 15

Synthesis of 5-(4-chlorobutyl)-2-methyl-2,3,4,5-tetrahydropyrrolo[2,3-e][1,2]thiazin-4-one 1,1-

- 50 -

dioxide (Compound 17)

A suspension of 400 mg (2 mmol) of Compound 12, 1.37 g (8 mmol) of 1-bromo-4-chlorobutane and 1.11 g (8 mmol) of potassium carbonate in 20 ml of 2-butanone was refluxed for 3 hours. The reaction mixture was filtered, and the filtrate was concentrated under reduced pressure. The residue was purified by chromatography on a silica gel column (eluent: ethyl acetate/hexane = 1/2), whereby 582 mg of the title compound were obtained (yield: 100%).

Example 16

Synthesis of 6-(4-chlorobutyl)-2-methyl-3,4,5,6-tetrahydro-2H-pyrrolo[2,3-f][1,2]thiazepin-5-one 1,1-dioxide (Compound 18)

A suspension of 429 mg (2 mmol) of Compound 15, 1.37 g (8 mmol) of 1-bromo-4-chlorobutane and 1.11 g (8 mmol) of potassium carbonate in 30 ml of 2-butanone was refluxed for 20 hours. The reaction mixture was concentrated under reduced pressure. A 10% aqueous solution of citric acid was added to the residue, and the thus-obtained mixture was extracted with chloroform (3 times). The organic layer was washed successively with water and a saturated aqueous solution of sodium chloride, dried over anhydrous sodium sulfate, and then concentrated under reduced pressure. The residue was

- 51 -

purified by chromatography on a silica gel column (eluent: ethyl acetate/hexane = 1/2), whereby 535 mg of the title compound were obtained (yield: 88%).

Example 17

5 Synthesis of 7-(4-chlorobutyl)-2-methyl-3,4,5,7-tetrahydro-2H-pyrrolo[3,4-f][1,2]thiazepin-5-one 1,1-dioxide (Compound 19)

 A suspension of 257 mg (1.2 mmol) of Compound 16, 823 mg (4.8 mmol) of 1-bromo-4-chlorobutane and 663 mg
10 (4.8 mmol) of potassium carbonate in 30 ml of 2-butanone was refluxed for 20 hours. Post-treatment was conducted in a similar manner as in Example 16. The residue was purified by chromatography on a silica gel column (eluent: ethyl acetate/hexane = 1/1), whereby
15 306 mg of the title compound were obtained (yield: 84%).

Example 18

 Synthesis of 5-(4-chlorobutyl)-4-hydroxyimino-2-methyl-2,3,4,5-tetrahydropyrrolo[2,3-e][1,2]thiazine
20 1,1-dioxide (Compound 20)

 A suspension of 145 mg (0.5 mmol) of Compound 17, 104 mg (1.5 mmol) of hydroxylamine hydrochloride and 123 mg (1.5 mmol) of sodium acetate in 15 ml of
 methanol was refluxed for 166 hours. The reaction mixture was concentrated under reduced pressure, followed
25

- 52 -

by the addition of a half-saturated aqueous solution of potassium carbonate to the residue. The resulting mixture was extracted with chloroform (twice). The organic layer was washed with a saturated aqueous solution of sodium chloride, dried over anhydrous sodium sulfate, and then concentrated under reduced pressure. The residue was purified by chromatography on a silica gel column (eluent: chloroform), whereby 69 mg of the title compound were obtained (yield: 45%).

10 Example 19

Synthesis of 6-(4-chlorobutyl)-5-hydroxyimino-2-methyl-3,4,5,6-tetrahydro-2H-pyrrolo[2,3-f][1,2]-thiazepine 1,1-dioxide (Compound 21)

A suspension of 152 mg (0.5 mmol) of Compound 18, 174 mg (2.5 mmol) of hydroxylamine hydrochloride and 205 mg (2.5 mmol) of sodium acetate in 20 ml of ethanol was refluxed for 20 hours. The reaction mixture was concentrated under reduced pressure, followed by the addition of water to the residue. The resulting mixture was extracted with chloroform (3 times). The organic layer was washed with a saturated aqueous solution of sodium chloride, dried over anhydrous sodium sulfate, and then concentrated under reduced pressure. The residue was purified by chromatography on a silica gel column (eluent: methanol/chloroform = 3/97),

- 53 -

whereby 116 mg of the title compound were obtained
(yield: 73%).

Example 20

Synthesis of 5-[4-[4-(4-fluorobenzoyl)piperidino]-
5 butyl]-2-methyl-2,3,4,5-tetrahydropyrrolo[2,3-e]-
[1,2]thiazin-4-one 1,1-dioxide (Compound 22)

A suspension of 145 mg (0.5 mmol) of Compound 17,
134 mg (0.55 mmol) of 4-(4-fluorobenzoyl)piperidine
hydrochloride, 185 mg (2.2 mmol) of sodium hydrogencar-
10 bonate and 165 mg (1.1 mmol) of sodium iodide in 20 ml
of acetonitrile was refluxed for 50 hours. Post-
treatment was conducted in a similar manner as in Exam-
ple 18. The residue was purified by chromatography on
a silica gel column (eluent: methanol/chloroform =
15 3/97), whereby 220 mg of the title compound were ob-
tained (yield: 95%).

Example 21

Synthesis of 5-[4-[4-(4-fluorophenyl)piperazin-1-
yl]butyl]-2-methyl-2,3,4,5-tetrahydropyrrolo[2,3-e]-
20 [1,2]thiazin-4-one 1,1-dioxide (Compound 23)

A suspension of 233 mg (0.8 mmol) of Compound 17,
216 mg (1.2 mmol) of 1-(4-fluorophenyl)piperazine,
166 mg (1.2 mmol) of potassium carbonate and 240 mg
(1.6 mmol) of sodium iodide in 20 ml of acetonitrile
25 was refluxed for 23 hours. Post-treatment was con-

- 54 -

ducted in a similar manner as in Example 18. The residue was purified by chromatography on a silica gel column (eluent: methanol/chloroform = 1/49), whereby 291 mg of the title compound were obtained (yield: 84%).

Example 22

Synthesis of 7-[4-[4-(2-methoxyphenyl)piperazin-1-yl]butyl]-2-methyl-3,4,5,7-tetrahydro-2H-pyrrolo-[3,4-f][1,2]thiazepin-5-one 1,1-dioxide (Compound 24)

A suspension of 152 mg (0.5 mmol) of Compound 19, 144 mg (0.75 mmol) of 1-(2-methoxyphenyl)piperazine, 104 mg (0.75 mmol) of potassium carbonate and 150 mg (1 mmol) of sodium iodide in 20 ml of acetonitrile was refluxed for 17 hours. Post-treatment was conducted in a similar manner as in Example 18. The residue was purified by chromatography on a silica gel column (eluent: methanol/chloroform = 1/19), whereby 160 mg of the title compound were obtained (yield: 99%).

Example 23

Synthesis of 5-[3-[4-(4-fluorophenyl)piperazin-1-yl]propyl]-2-methyl-2,3,4,5-tetrahydropyrrolo-[2,3-e][1,2]thiazin-4-one 1,1-dioxide (Compound 25)

A suspension of 200 mg (1 mmol) of Compound 12, 385 mg (1.5 mmol) of 1-(3-chloropropyl)-4-(4-fluoro-

- 55 -

phenyl)piperazine and 207 mg (1.5 mmol) of potassium carbonate in 15 ml of 2-butanone was refluxed for 24 hours. The reaction mixture was filtered, and the filtrate was concentrated under reduced pressure. The residue was purified by chromatography on a silica gel column (eluent: chloroform), whereby 335 mg of the title compound were obtained (yield: 80%).

Example 24

Synthesis of 6-[3-[4-(4-fluorophenyl)piperazin-1-yl]propyl]-2-methyl-3,4,5,6-tetrahydro-2H-pyrrolo-[2,3-f][1,2]thiazepine 1,1-dioxide (Compound 26)

A suspension of 214 mg (1 mmol) of Compound 15, 385 mg (1.5 mmol) of 1-(3-chloropropyl)-4-(4-fluorophenyl)piperazine and 207 mg (1.5 mmol) of potassium carbonate in 20 ml of 2-butanone was refluxed for 17 hours. Post-treatment was conducted in a similar manner as in Example 18. The residue was purified by chromatography on a silica gel column (eluent: ethyl acetate/hexane = 4/1), whereby 400 mg of the title compound were obtained (yield: 92%).

Example 25

Synthesis of 6-[3-[4-(4-fluorophenyl)piperazin-1-yl]propyl]-3,4,5,6-tetrahydro-2H-pyrrolo[2,3-f]-[1,2]thiazepin-5-one 1,1-dioxide (Compound 27)

A suspension of 200 mg (1 mmol) of Compound 13,

- 56 -

257 mg (1 mmol) of 1-(3-chloropropyl)-4-(4-fluorophenyl)piperazine and 138 mg (1 mmol) of potassium carbonate in 20 ml of dioxane was refluxed for 16 hours. The reaction mixture was filtered, and the filtrate was concentrated under reduced pressure. The residue was purified by chromatography on a silica gel column (eluent: methanol/chloroform = 3/37), whereby 116 mg of the title compound were obtained (yield: 28%).

Example 26

10 Synthesis of 5-[4-[4-(4-fluorobenzoyl)piperidino]butyl]-4-hydroxyimino-2-methyl-2,3,4,5-tetrahydropyrrolo[2,3-e][1,2]thiazine 1,1-dioxide (Compound 28)

15 A suspension of 61 mg (0.2 mmol) of Compound 20, 54 mg (0.22 mmol) of 4-(4-fluorobenzoyl)piperidine hydrochloride, 74 mg (0.88 mmol) of sodium hydrogencarbonate and 66 mg (0.44 mmol) of sodium iodide in 10 ml of acetonitrile was refluxed for 29 hours. Post-treatment and purification were conducted in a similar manner as in Example 20, whereby 75 mg of the title compound were obtained (yield: 79%).

Example 27

25 Synthesis of 6-[4-[4-(4-fluorobenzoyl)piperidino]butyl]-5-hydroxyimino-2-methyl-3,4,5,6-tetrahydro-2H-pyrrolo[2,3-f][1,2]thiazepine 1,1-dioxide (Com-

- 57 -

pound 29)

A suspension of 110 mg (0.34 mmol) of Compound 21, 83 mg (0.34 mmol) of 4-(4-fluorobenzoyl)piperidine hydrochloride, 114 mg (1.36 mmol) of sodium hydrogen-
5 carbonate and 102 mg (0.68 mmol) of sodium iodide in 10 ml of acetonitrile was refluxed for 17 hours. Post-treatment was conducted in a similar manner as in Example 18. The residue was purified by chromatography on a silica gel column (eluent: methanol/chloroform =
10 11/189), whereby 108 mg of the title compound were obtained (yield: 64%).

Example 28

Synthesis of 5-[4-[4-(4-fluorophenyl)piperazin-1-yl]butyl]-4-hydroxyimino-2-methyl-2,3,4,5-
15 tetrahydropyrrolo[2,3-e][1,2]thiazine 1,1-dioxide (Compound 30)

A suspension of 174 mg (0.4 mmol) of Compound 23 and 111 mg (1.6 mmol) of hydroxylamine hydrochloride in 10 ml of pyridine was stirred for 24 hours over an oil
20 bath of 80°C. Post-treatment and purification were conducted in a similar manner as in Example 21, whereby 159 mg of the title compound were obtained (yield: 88%).

Example 29

25 Synthesis of 5-[3-[4-(4-fluorophenyl)piperazin-1-

- 58 -

yl]propyl]-4-hydroxyimino-2-methyl-2,3,4,5-tetrahydropyrrolo[2,3-e][1,2]thiazine 1,1-dioxide (Compound 31)

A suspension of 168 mg (0.4 mmol) of Compound 25 and 111 mg (1.6 mmol) of hydroxylamine hydrochloride in 10 ml of pyridine was stirred for 21 hours over an oil bath of 60°C. Post-treatment was conducted in a similar manner as in Example 18. The residue was purified by chromatography on a silica gel column (eluent: methanol/chloroform = 1/99), whereby 144 mg of the title compound were obtained (yield: 83%).

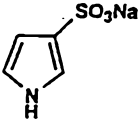
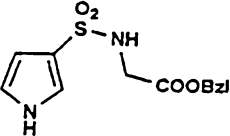
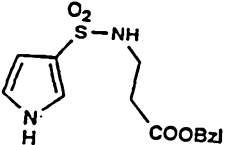
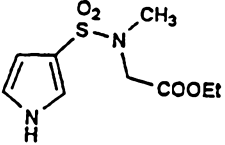
Example 30

Synthesis of 6-[3-[4-(4-fluorophenyl)piperazin-1-yl]propyl]-5-hydroxyimino-2-methyl-3,4,5,6-tetrahydro-2H-pyrrolo[2,3-f][1,2]thiazepine 1,1-dioxide (Compound 32)

A suspension of 174 mg (0.4 mmol) of Compound 26, 56 mg (0.8 mmol) of hydroxylamine hydrochloride and 66 mg (0.8 mmol) of sodium acetate in 20 ml of methanol was refluxed for 17 hours. Post-treatment and purification were conducted in a similar manner as in Example 20, whereby 119 mg of the title compound were obtained (yield: 66%).

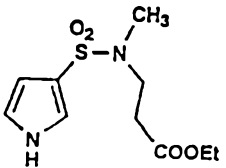
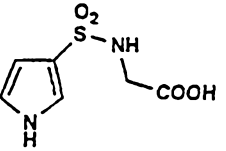
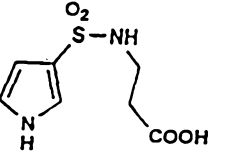
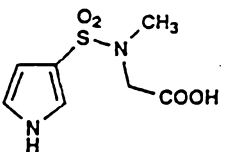
Physical data of the compounds obtained in Examples 1-30 are shown in Tables 1-8.

Table 1

Comp'd No.	Structural formula	Property m.p. (recryst'n solvent)	NMR (δ ppm)* (): observation frequency	IR (cm^{-1}) (): measuring method
1		Colorless powdery crystals $\geq 250^\circ\text{C}$	(400MHz) ($\text{D}_2\text{O}/\text{TSP}-d_4^{**}$) 6.44 (1H, s), 6.89 (1H, t, $J=2.3\text{Hz}$), 7.23 (1H, s)	(KBr) 3588, 3287, 1539, 1487, 1186, 1078, 1055, 932, 750, 684, 654
2		Colorless needle crystals 132.0-134.0 $^\circ\text{C}$ (methanol)	(270MHz) ($\text{DMSO}-d_6/\text{TMS}$) 3.63 (2H, d, $J=6.6\text{Hz}$), 5.08 (2H, s), 6.29 (1H, d, $J=2.0\text{Hz}$), 6.85 (1H, m), 7.25 (1H, d, $J=2.0\text{Hz}$), 7.30-7.41 (5H, m), 7.56 (1H, t, $J=6.6\text{Hz}$), 11.49 (1H, br. s)	(KBr) 3333, 3292, 1732, 1443, 1386, 1355, 1314, 1236, 1149, 1105, 1050, 863, 739
3		Colorless powdery crystals 80.0-81.0 $^\circ\text{C}$ (ethyl acetate-hexane)	(270MHz) 2.60 (2H, t, $J=5.9\text{Hz}$), 3.24 (2H, m), 4.99 (1H, m), 5.11 (2H, s), 6.47 (1H, m), 6.80 (1H, q, $J=2.64\text{Hz}$), 7.27-7.42 (6H, m), 8.68 (1H, br. s)	(KBr) 3418, 3276, 1743, 1725, 1530, 1415, 1320, 1198, 1140, 1074, 996, 892, 804, 747, 680
4		Colorless prism crystals 79.0-81.0 $^\circ\text{C}$ (ethyl acetate-isopropyl ether)	(400MHz) 1.25 (3H, t, $J=7.1\text{Hz}$), 2.86 (3H, s), 3.89 (2H, s), 4.16 (2H, q, $J=7.1\text{Hz}$), 6.48 (1H, m), 6.83 (1H, m), 7.30 (1H, m), 8.86 (1H, br. s)	(KBr) 3325, 3127, 1733, 1528, 1337, 1231, 1149, 1026, 768

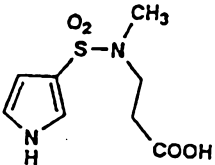
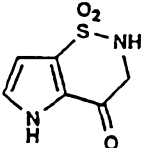
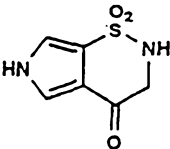
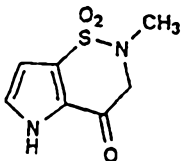
* Measured in CDCl_3 with TMS as an internal standard unless otherwise specifically indicated.** TSP- d_4 = sodium 3-(trimethylsilyl)propionate- d_4

Table 2

Comp'd No.	Structural formula	Property m.p. (recryst'n solvent)	NMR (δ ppm)* (): observation frequency	IR (cm^{-1}) (): measuring method
5		Colorless oil	(400MHz) 1. 26 (3H, t, J=7. 1Hz), 2. 62 (2H, t, J=7. 2Hz), 2. 75 (3H, s), 3. 28 (2H, t, J=7. 2Hz), 4. 14 (2H, q, J=7. 1Hz), 6. 45 (1H, m), 6. 84 (1H, m), 7. 26 (1H, m), 9. 09 (1H, br. s)	(film) 3354, 1732, 1377, 1325, 1141, 1044, 961, 713
6		Pale yellow powdery crystals 151.5-152.5°C (acetonitrile)	(270MHz) (DMSO- d_6 /TMS) 3. 46 (2H, d, J=6. 6Hz), 6. 30 (1H, dd, J=2. 0Hz, 4. 6Hz), 6. 85 (1H, dd, J=2. 0Hz, 4. 6Hz), 7. 25 (1H, m), 7. 28 (1H, t, J=6. 6Hz), 11. 48 (1H, br. s), 12. 58 (1H, br. s)	(KBr) 3349, 3294, 1720, 1420, 1317, 1257, 1232, 1140, 1050, 843, 810, 743
7		Colorless powdery crystals 107.0-108.0°C (ethyl acetate)	(270MHz) (DMSO- d_6 /TMS) 2. 35 (2H, t, J=7. 3Hz), 2. 91 (2H, m), 6. 30 (1H, m), 6. 88 (1H, m), 7. 00 (1H, m), 7. 25 (1H, m), 11. 49 (1H, br. s), 12. 20 (1H, br. s)	(KBr) 3324, 3264, 1724, 1537, 1490, 1407, 1368, 1303, 1269, 1231, 1186, 1147, 1128, 1085, 1060, 1046, 947, 927, 827, 726
8		Colorless prism crystals 130.5-132.0°C (ethyl acetate-hexane)	(400MHz) (DMSO- d_6 /TMS) 2. 66 (3H, s), 3. 66 (2H, s), 6. 34 (1H, m), 6. 92 (1H, m), 7. 34 (1H, m), 11. 64 (1H, br.), 12. 70 (1H, br. s)	(KBr) 3363, 1720, 1529, 1452, 1408, 1333, 1250, 1228, 1149, 1089, 1044, 1021, 939, 898, 771

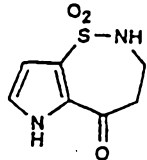
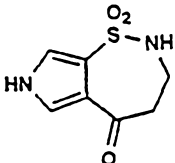
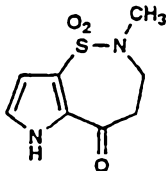
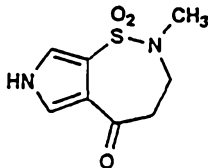
* Measured in CDCl_3 with TMS as an internal standard unless otherwise specifically indicated.

Table 3

Comp'd No.	Structural formula	Property m.p. (recryst'n solvent)	NMR (δ ppm)* (): observation frequency	IR (cm^{-1}) (): measuring method
9		Colorless prism crystals 105.0-107.0°C (ethyl acetate-benzene)	(270MHz) (DMSO- d_6 /TMS) 2.47 (2H, t, J=7.3Hz), 2.59 (3H, s), 3.06 (2H, t, J=7.3Hz), 6.32 (1H, m), 6.93 (1H, m), 7.32 (1H, m), 11.69 (1H, br. s), 12.29 (1H, br. s)	(KBr) 3401, 1706, 1523, 1318, 1256, 1230, 1147, 1126, 1049, 953, 754
10		Colorless powdery crystals 204°C (decomp'd) (acetonitrile)	(270MHz) (DMSO- d_6 /TMS) 3.98 (2H, d, J=7.3Hz), 6.59 (1H, t, J=2.0Hz), 7.32 (1H, t, J=2.0Hz), 8.22 (1H, t, J=7.3Hz), 12.86 (1H, br.)	(KBr) 3250, 1671, 1439, 1393, 1315, 1240, 1177, 1146, 1107, 761
11		Colorless powdery crystals 226.0-229.0°C (acetonitrile)	(400MHz) (DMSO- d_6 /TMS) 3.90 (2H, s), 7.50 (1H, d, J=1.9Hz), 7.58 (1H, d, J=1.6Hz), 8.12 (1H, br. s), 12.42 (1H, br. s)	(KBr) 3282, 1660, 1543, 1515, 1419, 1364, 1323, 1232, 1178, 1158, 1139, 1082, 1064, 985, 843, 804, 777, 712
12		Pale yellow prism crystals 169.0-175.5°C (ethyl acetate-hexane)	(400MHz) 2.95 (3H, s), 4.21 (2H, s), 6.65 (1H, d, J=2.5Hz), 7.18 (1H, s), 9.83 (1H, br. s)	(KBr) 3248, 3131, 1666, 1464, 1390, 1343, 1296, 1236, 1182, 1147, 1118, 1092, 1006, 920, 780, 710, 674

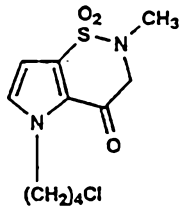
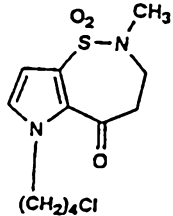
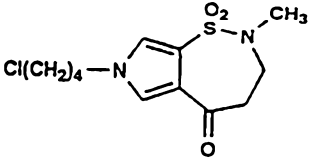
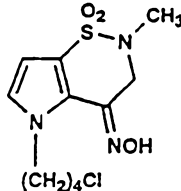
* Measured in CDCl_3 with TMS as an internal standard unless otherwise specifically indicated.

Table 4

Comp'd No.	Structural formula	Property m.p. (recryst'n solvent)	NMR (δ ppm) * (): observation frequency	IR (cm^{-1}) (): measuring method
1 3		Colorless prism crystals 184.0-186.0°C (acetonitrile)	(400MHz) (DMSO- d_6 /TMS) 2. 89 (2H, t, J=5. 8Hz), 3. 49 (2H, m) 6. 56 (1H, d, J=2. 7Hz), 7. 17 (1H, d, J=2. 7Hz), 7. 86 (1H, br.), 12. 33 (1H, br. s)	(KBr) 3350-3000, 1610, 1440, 1381, 1318, 1227, 1144, 875, 775, 696
1 4		Pale brown powdery crystals 183.0-187.0°C (acetonitrile -isopropyl ether)	(400MHz) (DMSO- d_6 /TMS) 2. 85 (2H, m), 3. 40 (2H, m), 7. 40 (1H, d, J=2. 1Hz), 7. 44 (1H, d, J=2. 1Hz), 7. 71 (1H, br.), 12. 08 (1H, br. s)	(KBr) 3263, 1621, 1512, 1419, 1344, 1303, 1270, 1131, 1080, 696
1 5		Colorless prism crystals 195.0-197.0°C (acetonitrile -isopropyl ether)	(270MHz) (DMSO- d_6 /TMS) 2. 84 (3H, s), 2. 98 (2H, m), 3. 73 (2H, m), 6. 57 (1H, d, J=2. 6Hz), 7. 20 (1H, d, J=2. 6Hz), 12. 51 (1H, br. s)	(KBr) 3283, 1630, 1531, 1384, 1322, 1220, 1143, 1016, 960, 863, 765, 732
1 6		Colorless needle crystals 132.0-136.0°C (ethyl acetate-hexane)	(270MHz) (DMSO- d_6 /TMS) 2. 77 (3H, s), 2. 87 (2H, m), 3. 64 (2H, m), 7. 43-7. 49 (2H, m), 12. 20 (1H, br. s)	(KBr) 3330, 1638, 1500, 1322, 1225, 1120, 868, 788, 731

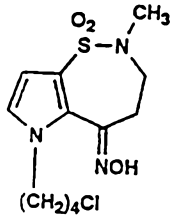
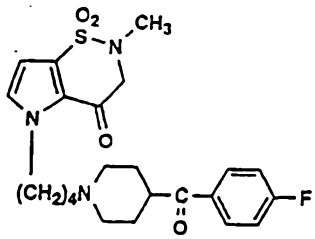
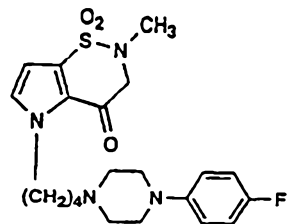
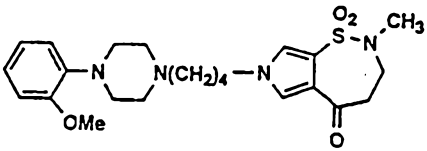
* Measured in CDCl_3 with TMS as an internal standard unless otherwise specifically indicated.

Table 5

Comp'd No.	Structural formula	Property m.p. (recryst'n solvent)	NMR (δ ppm)* (): observation frequency	IR (cm^{-1}) (): measuring method
17		Yellow oil	(400MHz) 1. 79 (2H, m), 1. 95 (2H, m), 2. 93 (3H, s), 3. 56 (2H, t, J=6. 3Hz), 4. 16 (2H, s), 4. 38 (2H, t, J=7. 2Hz), 6. 56 (1H, d, J=2. 7Hz), 7. 02 (1H, d, J=2. 7Hz)	(film) 3131, 2960, 1671, 1508, 1475, 1393, 1341, 1205, 1160, 1111, 1061, 1001, 918, 721, 650
18		Colorless oil	(400MHz) 1. 78 (2H, m), 1. 91 (2H, m), 2. 80 (3H, s), 3. 22 (2H, m), 3. 47-3. 58 (4H, m), 4. 32 (2H, t, J=7. 2Hz), 6. 67 (1H, d, J=2. 8Hz), 6. 89 (1H, d, J=2. 8Hz)	(film) 1658, 1470, 1395, 1332, 1190, 1153, 720
19		Colorless prism crystals 123.5-125.5°C (ethyl acetate -isopropyl ether)	(400MHz) 1. 78 (2H, m), 2. 01 (2H, m), 2. 87 (3H, s), 3. 02 (2H, m), 3. 55 (2H, t, J=6. 3Hz), 3. 69 (2H, m), 3. 96 (2H, t, J=7. 1Hz), 7. 21 (1H, d, J=2. 5Hz), 7. 31 (1H, d, J=2. 5Hz)	(KBr) 1651, 1526, 1330, 1152, 1033, 870, 840, 735, 705
20		Colorless prism crystals 107.5-108.5°C (ethyl acetate-hexane)	(400MHz) 1. 77 (2H, m), 1. 92 (2H, m), 2. 78 (3H, s), 3. 54 (2H, t, J=6. 4Hz), 4. 25 (2H, t, J=7. 2Hz), 4. 59 (2H, s), 6. 52 (1H, d, J=2. 9Hz), 6. 77 (1H, d, J=2. 9Hz), 7. 45 (1H, s)	(KBr) 3348, 1479, 1456, 1409, 1326, 1314, 1204, 1158, 1112, 1079, 986, 934, 753, 700

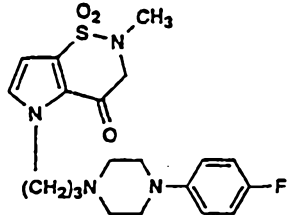
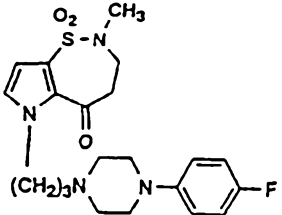
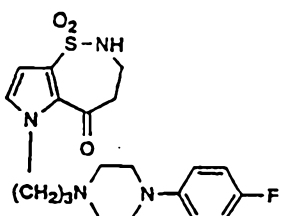
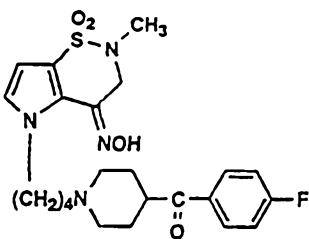
* Measured in CDCl_3 with TMS as an internal standard unless otherwise specifically indicated.

Table 6

Comp'd No.	Structural formula	Property m.p. (recryst'n solvent)	NMR (δ ppm)* (): observation frequency	IR (cm^{-1}) (): measuring method
2 1		Colorless oil	(400MHz) 1. 73 (2H, m), 1. 89 (2H, m), 2. 81 (3H, s), 3. 09 (2H, m), 3. 51 (2H, t, J=6. 4Hz), 3. 62 (2H, m), 4. 10 (2H, t, J=7. 2Hz), 6. 58 (1H, d, J=3. 0Hz), 6. 66 (1H, d, J=3. 0Hz), 8. 08 (1H, s)	(film) 3405, 2958, 1324, 1192, 1146, 967, 736
2 2		Yellow oil [monohydrochloride] Pale yellow powdery crystals 203.0-206.5°C (ethanol-ether)	(400MHz) 1. 53 (2H, m), 1. 76-1. 92 (6H, m), 2. 12 (2H, m), 2. 39 (2H, t, J=7. 2Hz), 2. 92 (3H, s), 2. 95 (2H, m), 3. 20 (1H, m), 4. 13 (2H, s), 4. 36 (2H, t, J=7. 3Hz), 6. 53 (1H, d, J=2. 7Hz), 7. 00 (1H, d, J=2. 7Hz), 7. 13 (2H, m), 7. 95 (2H, m)	(film) 2945, 1674, 1597, 1506, 1475, 1392, 1343, 1206, 1158, 1001, 918, 854, 736
2 3		Pale yellow prism crystals 92.0-93.5°C (ethyl acetate-hexane)	(400MHz) 1. 54 (2H, m), 1. 83 (2H, m), 2. 40 (2H, t, J=7. 3Hz), 2. 57 (4H, m), 2. 92 (3H, s), 3. 10 (4H, m), 4. 14 (2H, s), 4. 37 (2H, t, J=7. 3Hz), 6. 54 (1H, d, J=2. 7Hz), 6. 86 (2H, m), 6. 95 (2H, m), 7. 00 (1H, d, J=2. 7Hz)	(KBr) 2821, 1668, 1509, 1475, 1394, 1340, 1233, 1156, 1002, 918, 830, 739, 712, 664
2 4		Colorless powdery crystals 122.5-123.5°C (ethyl acetate -isopropyl ether)	(400MHz) 1. 53 (2H, m), 1. 88 (2H, m), 2. 42 (2H, t, J=7. 2Hz), 2. 57-2. 66 (4H, m), 2. 86 (3H, s), 3. 01 (2H, m), 3. 04-3. 13 (4H, m), 3. 68 (2H, m), 3. 86 (3H, s), 3. 94 (2H, t, J=7. 2Hz), 6. 83-7. 03 (4H, m), 7. 20 (1H, d, J=2. 5Hz), 7. 32 (1H, d, J=2. 5Hz)	(KBr) 2819, 1663, 1526, 1498, 1322, 1237, 1150, 1028, 755, 719

* Measured in CDCl_3 with TMS as an internal standard unless otherwise specifically indicated.

Table 7

Comp'd No.	Structural formula	Property m.p. (recryst'n solvent)	NMR (δ ppm)* (): observation frequency	IR (cm^{-1}) (): measuring method
2 5		Pale brown prism crystals 97.0-98.5°C (ethyl acetate-hexane)	(400MHz) 1. 97 (2H, quint., J=6. 8Hz), 2. 35 (2H, t, J=6. 7Hz), 2. 57 (4H, m), 2. 93 (3H, s), 3. 13 (4H, m), 4. 14 (2H, s), 4. 42 (2H, t, J=6. 9Hz), 6. 53 (1H, d, J=2. 7Hz), 6. 87 (2H, m), 6. 96 (2H, m), 7. 05 (1H, d, J=2. 7Hz)	(KBr) 2824, 1672, 1508, 1476, 1390, 1339, 1230, 1208, 1155, 1002, 961, 914, 823, 766, 737, 680
2 6		Yellow oil	(270MHz) 1. 96 (2H, quint., J=7. 0Hz), 2. 35 (2H, t, J=7. 0Hz), 2. 52-2. 62 (4H, m), 2. 80 (3H, s), 3. 07-3. 17 (4H, m), 3. 23 (2H, m), 3. 52 (2H, m), 4. 37 (2H, t, J=7. 0Hz), 6. 66 (1H, d, J=2. 6Hz), 6. 83-7. 02 (5H, m)	(film) 2820, 1658, 1510, 1333, 1233, 1151, 719
2 7		Colorless powdery crystals 134.5-135.5°C (ethyl acetate -isopropyl ether)	(270MHz) 1. 94 (2H, m), 2. 35 (2H, t, J=7. 0Hz), 2. 44-2. 68 (4H, m), 3. 01-3. 20 (4H, m), 3. 27 (2H, m), 3. 50 (2H, m), 4. 34 (2H, t, J=6. 6Hz), 5. 09 (1H, m), 6. 66 (1H, d, J=2. 6Hz), 6. 81-7. 05 (5H, m)	(KBr) 2830, 1667, 1509, 1400, 1327, 1210, 1148, 1104, 955
2 8		Colorless powdery crystals 189.5-191.0°C (ethyl acetate-hexane)	(400MHz) 1. 59 (2H, m), 1. 80 (2H, quint., J=7. 4Hz), 1. 84-1. 97 (4H, m), 2. 20 (2H, m), 2. 43 (2H, t, J=7. 4Hz), 2. 78 (3H, s), 3. 00 (2H, m), 3. 26 (1H, m), 4. 26 (2H, t, J=7. 4Hz), 4. 59 (2H, s), 6. 50 (1H, d, J=3. 0Hz), 6. 75 (1H, d, J=3. 0Hz), 7. 14 (2H, m), 7. 96 (2H, m), 10. 42 (1H, br. s)	(KBr) 2953, 1676, 1598, 1508, 1451, 1328, 1227, 1208, 1153, 976, 946, 856, 744, 675

* Measured in CDCl_3 with TMS as an internal standard unless otherwise specifically indicated.

Table 8

Comp'd No.	Structural formula	Property m.p. (recryst'n solvent)	NMR (δ ppm)* (): observation frequency	IR (cm^{-1}) (): measuring method
29		Colorless powdery crystals 184.0-185.5°C (decomp'd) (2-butanone)	(400MHz) 1.57 (2H, m), 1.79 (2H, m), 1.85-1.92 (4H, m), 2.08-2.24 (2H, m), 2.40 (2H, t, J=7.3Hz), 2.81 (3H, s), 2.94-3.04 (2H, m), 3.10 (2H, m), 3.25 (1H, m), 3.63 (2H, m), 4.10 (2H, t, J=7.3Hz), 6.58 (1H, d, J=2.9Hz), 6.65 (1H, d, J=2.9Hz), 7.14 (2H, t, J=8.6Hz), 7.96 (2H, m), 10.20 (1H, br. s)	(KBr) 2968, 1683, 1596, 1333, 1204, 1147, 994, 970, 738
30		Colorless needle crystals 178.0-180.0°C (ethyl acetate-hexane)	(400MHz) 1.58 (2H, m), 1.79 (2H, m), 2.46 (2H, m), 2.65 (4H, m), 2.76 (3H, s), 3.14 (4H, m), 4.24 (2H, t, J=7.3Hz), 4.56 (2H, s), 6.50 (1H, d, J=3.0Hz), 6.75 (1H, d, J=3.0Hz), 6.87 (2H, m), 6.96 (2H, m), 9.76 (1H, br. s)	(KBr) 2820, 1511, 1451, 1332, 1314, 1234, 1199, 1153, 1082, 982, 941, 824, 740, 704, 667
31		Colorless prism crystals 200.0-201.5°C (ethyl acetate-hexane)	(270MHz) 2.02 (2H, m), 2.42 (2H, m), 2.65 (4H, m), 2.76 (3H, s), 3.15 (4H, m), 4.30 (2H, t, J=6.6Hz), 4.55 (2H, s), 6.51 (1H, d, J=2.6Hz), 6.77 (1H, d, J=2.6Hz), 6.87 (2H, m), 6.97 (2H, m), 10.22 (1H, br. s)	(KBr) 2832, 1736, 1509, 1460, 1326, 1232, 1198, 1151, 1083, 1010, 986, 943, 828, 759, 738, 716
32		Colorless oil	(400MHz) 1.95 (2H, m), 2.37 (2H, t, J=7.0Hz), 2.57-2.68 (4H, m), 2.81 (3H, s), 3.06-3.21 (6H, m), 3.61 (2H, m), 4.15 (2H, t, J=7.0Hz), 6.59 (1H, d, J=2.9Hz), 6.69 (1H, d, J=2.9Hz), 6.84-7.05 (4H, m), 8.59 (1H, br. s)	(film) 2826, 1510, 1328, 1236, 1192, 1147, 967, 737

* Measured in CDCl_3 with TMS as an internal standard unless otherwise specifically indicated.

- 67 -

Tests

With respect to certain compounds of the present invention, their anti- α_1 action and anti-serotonin (5-HT) action were investigated by the methods which will be described below. The results of some representative compounds are shown in Table 9.

(1) Anti- α_1 action

The thoracic aorta of each Hartley male guinea pig (body weight: 300-500 g) was excised. A preparation cut in a helical form was suspended under 1 g load in a Magnus cylinder filled with the Tyrode solution which had been aerated with a gas mixture of 95% O₂ and 5% CO₂ and maintained at 37°C. Using an isometric transducer ("TB-612J", manufactured by Nihon Kohden Corporation) and a pressure preamplifier ("AP-620G", manufactured by Nihon Kohden Corporation), variations in tension were measured. The isometric tensions were recorded on a thermal pen-writing recorder ("WT-647G", manufactured by Nihon Kohden Corporation). Taking the tonic contraction induced by 10⁻⁵ M norepinephrine (NE) as 100%, the percent contractions upon addition of each test drug at 10⁻⁸ M and 10⁻⁷ M were determined and recorded as α_1 action.

(2) Anti-serotonin (5-HT) action

The superior mesenteric artery of each Hartley

- 68 -

male guinea pig (body weight: 300-500 g) was excised. A preparation cut in a helical form was suspended under resting tension of 0.3 g in a Magnus cylinder filled with the Tyrode solution which had been aerated with a gas mixture of 95% O₂ and 5% CO₂ and maintained at 37°C. Using an isometric transducer ("UL-10", manufactured by SHINKOH K.K.) and a pressure preamplifier ("DSA-605A", manufactured by SHINKOH K.K.), variations in tension were measured. The isometric tensions were recorded on a pen-writing recorder ("VP-6537A", manufactured by NATIONAL K.K.). Taking the contraction induced by 10⁻⁵ M serotonin (5-HT) as 100%, the percent contractions by 10⁻⁵ M 5-HT in the presence of each test drug at 10⁻⁷ M and 10⁻⁶ M were determined as anti-5-HT action.

(3) Results

Table 9

Comp'd No.	Anti 5-HT action (% of Control)		Anti α_1 action (% of Control)	
	10 ⁻⁷ M	10 ⁻⁶ M	10 ⁻⁸ M	10 ⁻⁷ M
22	80.4	41.1	66.6	43.2
26	95.5	47.5	95.2	55.6
28	73.5	30.2	80.0	45.8
29	79.0	32.5	83.1	33.4

- 69 -

Capability of Exploitation in Industry

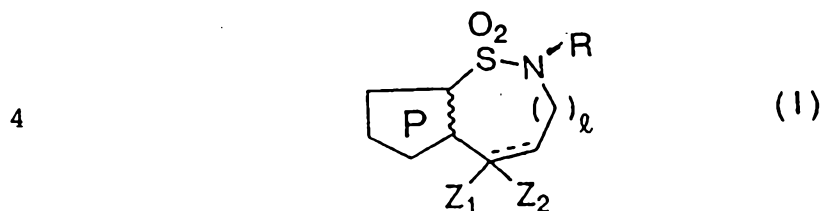
The pyrrolesulfonamide compounds (I) and their salts according to the present invention have strong α_1 -blocking action and serotonin-2 blocking action.

- 5 Accordingly, the present invention has made it possible to provide preventives and therapeutics for all circulatory diseases such as hypertension, heart failure, ischemic heart diseases, cerebrovascular disturbances and peripheral circulatory disturbances.

- 70 -

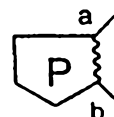
CLAIMS

- 1 1. A pyrrolesulfonamide compound or a salt
 2 thereof, said pyrrolesulfonamide compound being
 3 represented by the following formula (I):

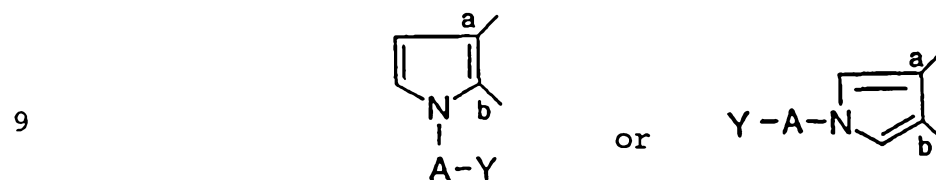


5 wherein

6 the ring P represented by



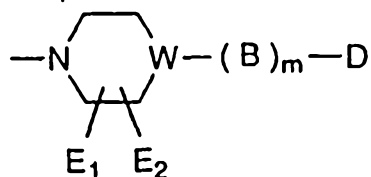
7 means a pyrrole ring represented by the following
 8 structure:



10 in which A represents a substituted or unsubstituted
 11 alkylene group, a substituted or unsubstituted
 12 alkenylene group or a substituted or unsubstituted
 13 alkynylene group; Y represents a group

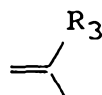
- 71 -

14



15 in which W represents CH, C= or a nitrogen atom; and,
 16 when W represents CH, m stands for 0 or 1, B represents
 17 a carbonyl group, a sulfonyl group, an alkylene group,
 18 an alkenylene group, a group -C(OH)R₁- in which R₁
 19 represents a substituted or unsubstituted aryl group, a
 20 group -CHR₂- in which R₂ represents a substituted or
 21 unsubstituted aryl group, or a substituted or un-
 22 substituted cyclic or acyclic acetal group; when W
 23 represents C=, m stands for 1, B represents a group

24



25 in which the double bond is coupled with W and R₃,
 26 represents a substituted or unsubstituted aryl group or
 27 a substituted or unsubstituted aralkyl group; when W
 28 represents a nitrogen atom, m stands for 0 or 1, and B
 29 represents a carbonyl group, a sulfonyl group, an
 30 alkylene group, an alkenylene group or a group -CHR₄-
 31 in which R₄ represents a substituted or unsubstituted
 32 aryl group; E₁ and E₂ each independently represents a
 33 hydrogen atom or a lower alkyl group; and D represents
 34 a substituted or unsubstituted aromatic hydrocarbon

- 72 -

35 group or a substituted or unsubstituted aromatic
36 heterocyclic group;
37 ℓ represents 0 or 1;
38 the dashed line indicates the presence or absence
39 of a bond; and, when the bond indicated by the dashed
40 line is present, Z_2 is not present and Z_1 represents a
41 hydrogen atom but, when the bond indicated by the
42 dashed line is absent, Z_1 represents a hydrogen atom
43 and Z_2 represents a hydroxyl group; or Z_1 and Z_2 are
44 combined together to represent an oxygen atom or a
45 group NOR_5 in which R_5 represents a hydrogen atom, a
46 substituted or unsubstituted alkyl group, a substituted
47 or unsubstituted aralkyl group or a substituted or un-
48 substituted aryl group; and
49 R represents a hydrogen atom, a linear or
50 branched alkyl group, a cycloalkyl group, a cycloalkyl-
51 alkyl group or a substituted or unsubstituted aralkyl
52 group.

1 2. A pyrrolesulfonamide compound or a salt
2 thereof according to claim 1, wherein in the formula
3 (I), Z_1 and Z_2 are combined together to represent an
4 oxygen atom or a group NOR_5 .

1 3. A pyrrolesulfonamide compound or a salt
2 thereof according to claim 1, wherein in the formula
3 (I), Z_1 represents a hydrogen atom and Z_2 represents a

- 73 -

4 hydroxyl group.

1 4. A pyrrolesulfonamide compound or a salt
2 thereof according to claim 1, 2 or 3, wherein in the
3 formula (I), A is a tetramethylene group.

1 5. A pyrrolesulfonamide compound or a salt
2 thereof according to any one of claims 1-4, wherein in
3 the formula (I), W is CH, B is a carbonyl group, m is
4 1, and D is a substituted or unsubstituted phenyl
5 group.

1 6. A pyrrolesulfonamide compound or a salt
2 thereof according to any one of claims 1-4, wherein in
3 the formula (I), W is a nitrogen atom, m is 0, and D is
4 a substituted or unsubstituted aromatic hydrocarbon
5 group or a substituted or unsubstituted aromatic
6 heterocyclic group.

1 7. A pyrrolesulfonamide compound or a salt
2 thereof according to any one of claims 1-6, wherein in
3 the formula (I), E₁ and E₂ both represent hydrogen
4 atoms.

1 8. A pyrrolesulfonamide compound or a salt
2 thereof according to any one of claims 1-7, wherein in
3 the formula (I), l is 1.

1 9. A pyrrolesulfonamide compound or a salt
2 thereof according to any one of claims 1-8, wherein in
3 the formula (I), the ring P represents the following

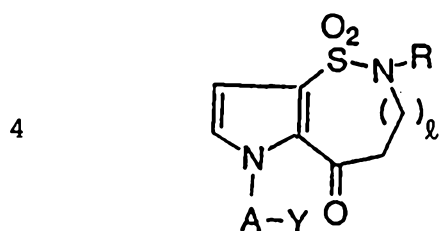
- 74 -

4 formula:

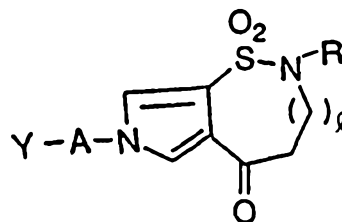


6 wherein A and Y have the same meanings as defined
7 above.

1 10. A process for the preparation of a pyrrole-
2 sulfonamide compound represented by the following for-
3 mula (Ia) or (Ia'):



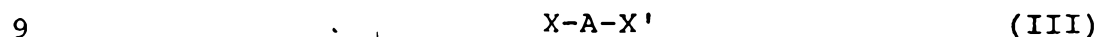
(Ia)



(Ia')

5 wherein A, R, Y and ℓ have the same meanings as
6 defined above, which comprises:

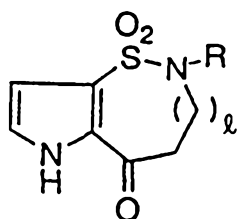
7 reacting a compound, which is represented by the
8 following formula (III):



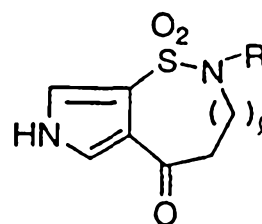
10 wherein A has the same meaning as defined above and X
11 and X' represent the same or different eliminative
12 groups, to a compound represented by the following for-
13 mula (II) or (II'):

- 75 -

14



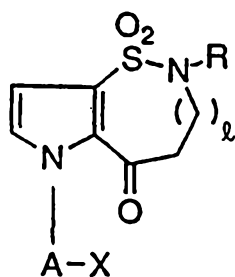
(II)



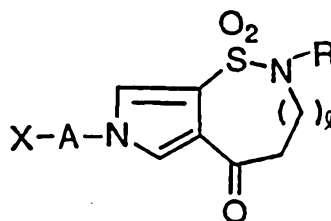
(II')

15 wherein R and l have the same meanings as defined
 16 above, thereby obtaining a compound represented by the
 17 following formula (IV) or (IV'):

18



(IV)



(IV')

19 wherein A, R, X and l have the same meanings as
 20 defined above; and then

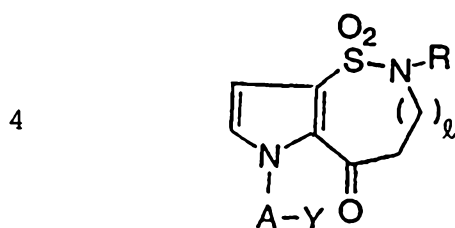
21 reacting a nitrogen-containing compound
 22 represented by the following formula (V):

23
$$\text{H-Y} \quad (\text{V})$$

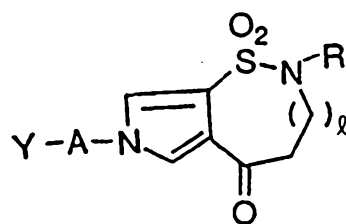
24 wherein Y has the same meaning as defined above.

1 11. A process for the preparation of a pyrrole-
 2 sulfonamide compound represented by the following for-
 3 mula (Ia) or (Ia'):

- 76 -



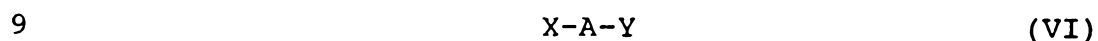
(Ia)



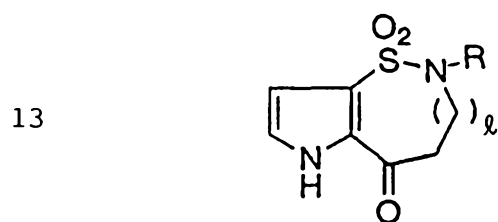
(Ia')

5 wherein A, R, Y and ℓ have the same meanings as
6 defined above, which comprises:

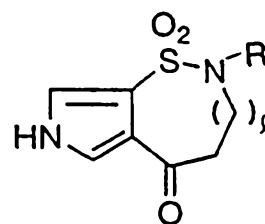
7 reacting a compound, which is represented by the
8 following formula (VI):



10 wherein A, X and Y have the same meanings as defined
11 above, to a compound represented by the following for-
12 mula (II) or (II'):



(II)

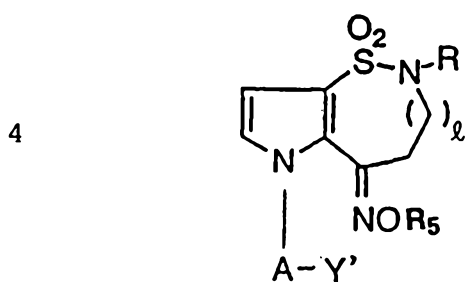


(II')

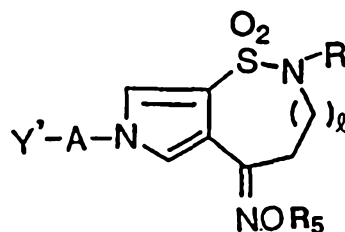
14 wherein R and ℓ have the same meanings as defined
15 above.

1 12. A process for the preparation of a pyrrole-
2 sulfonamide compound represented by the following for-
3 mula (Ic) or (Ic'):

- 77 -

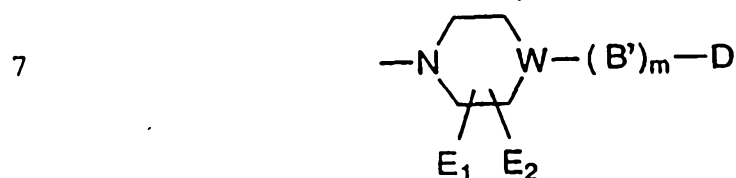


(Ic)



(Ic')

5 wherein A, R, R₅, and *l* have the same meanings as
 6 defined above, and Y' represents a group



8 in which when W represents CH, B' represents a sulfonyl
 9 group, an alkylene group, an alkenylene group, a group
 10 -C(OH)R₁- in which R₁ represents a substituted or un-
 11 substituted aryl group, a group -CHR₂- in which R₂
 12 represents a substituted or unsubstituted aryl group,
 13 or a substituted or unsubstituted cyclic or acyclic
 14 acetal group; when W represents C=, B' represents a
 15 group

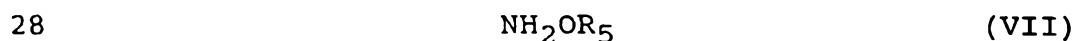


17 in which the double bond is coupled with W and R₃
 18 represents a substituted or unsubstituted aryl group or

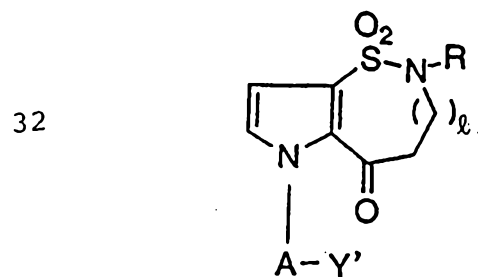
- 78 -

19 a substituted or unsubstituted aralkyl group; when W
 20 represents a nitrogen atom, B' represents a carbonyl
 21 group, a sulfonyl group, an alkylene group, an
 22 alkenylene group or a group $-\text{CHR}_4-$ in which R_4
 23 represents a substituted or unsubstituted aryl group;
 24 and D, E_1 , E_2 and m have the same meanings as defined
 25 above, which comprises:

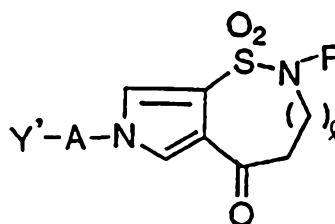
26 reacting a hydroxylamine or a derivative thereof,
 27 which is represented by the following formula (VII):



29 wherein R_5 has the same meaning as defined above, with
 30 a pyrrolesulfonamide compound represented by the fol-
 31 lowing formula (Ib) or (Ib'):



(Ib)

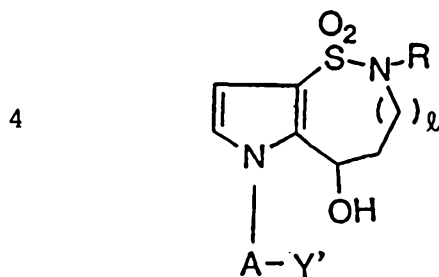


(Ib')

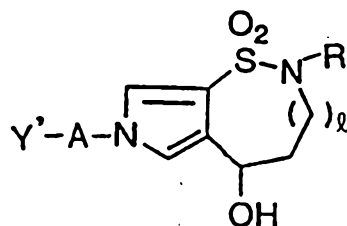
33 wherein A, R, Y' and l have the same meanings as
 34 defined above.

1 13. A process for the preparation of a pyrrole-
 2 sulfonamide compound represented by the following for-
 3 mula (Id) or (Id'):

- 79 -



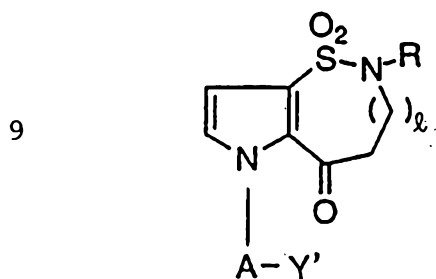
(Id)



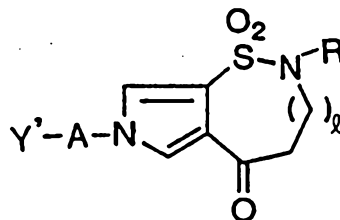
(Id')

5 wherein A, R, Y' and l have the same meanings as
6 defined above, which comprises:

7 reducing a pyrrolesulfonamide compound
8 represented by the following formula (Ib) or (Ib'):



(Ib)

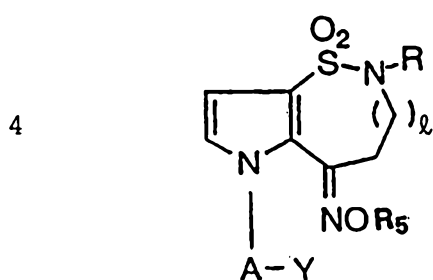


(Ib')

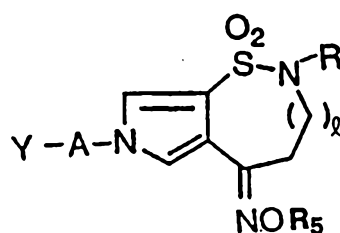
10 wherein A, R, Y' and l have the same meanings as
11 defined above.

1 14. A process for the preparation of a pyrrole-
2 sulfonamide compound represented by the following for-
3 mula (Ie) or (Ie'):

- 80 -



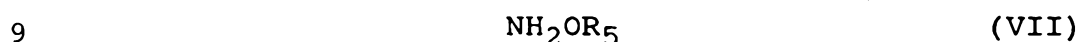
(Ie)



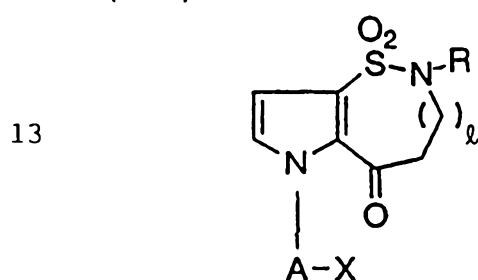
(Ie')

5 wherein A, R, R₅, Y and *l* have the same meanings as
 6 defined above, which comprises:

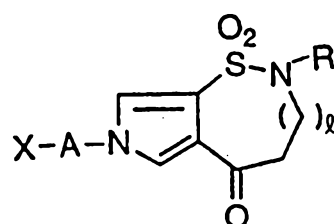
7 reacting a hydroxylamine or a derivative thereof,
 8 which is represented by the following formula (VII):



10 wherein R₅ has the same meaning as defined above, to a
 11 compound represented by the following formula (IV) or
 12 (IV'):



(IV)

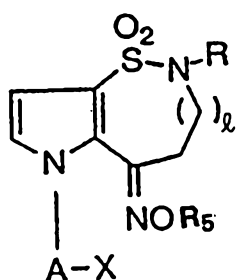


(IV')

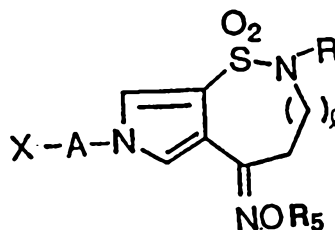
14 wherein A, R, X and *l* have the same meanings as
 15 defined above, thereby obtaining a compound represented
 16 by the following formula (VIII) or (VIII'):

- 81 -

17



(VIII)



(VIII')

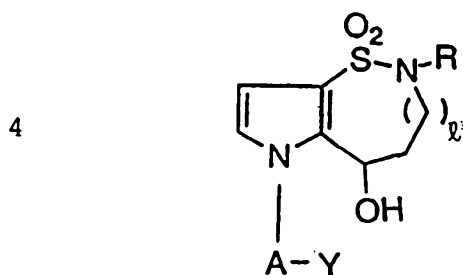
18 wherein A, R, R₅, X and *l* have the same meanings as
 19 defined above; and then

20 reacting a nitrogen-containing compound
 21 represented by the following formula (V):

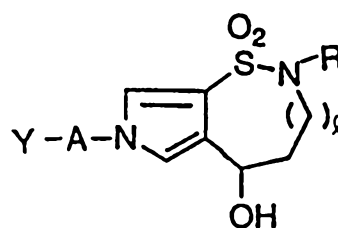
22
$$\text{H-Y} \quad \quad \quad \text{(V)}$$

23 wherein Y has the same meaning as defined above.

1 15. A process for the preparation of a pyrrole-
 2 sulfonamide compound represented by the following for-
 3 mula (If) or (If'):



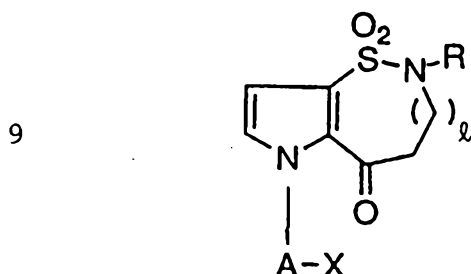
(If)



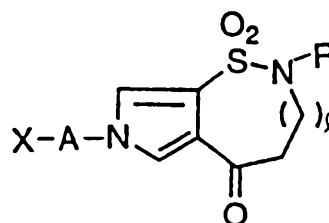
(If')

5 wherein A, R, Y and *l* have the same meanings as
 6 defined above, which comprises:

7 reducing a compound represented by the following
8 formula (IV) or (IV'):

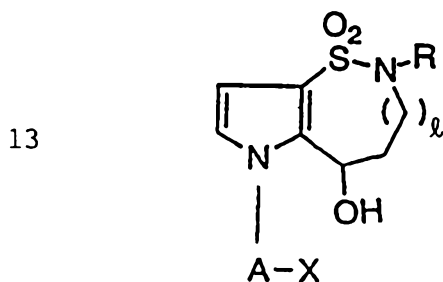


(IV)

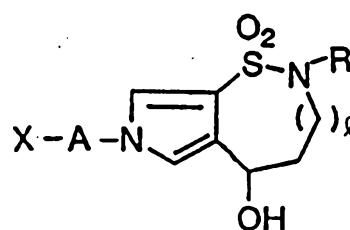


(IV')

10 wherein A, R, X and ℓ have the same meanings as
11 defined above, thereby obtaining a compound represented
12 by the following formula (IX) or (IX'):



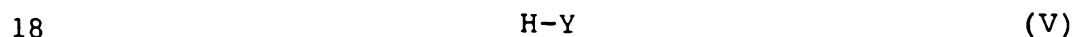
(IX)



(IX')

14 wherein A, R, X and ℓ have the same meanings as
15 defined above; and then

16 reacting a nitrogen-containing compound
17 represented by the following formula (V):

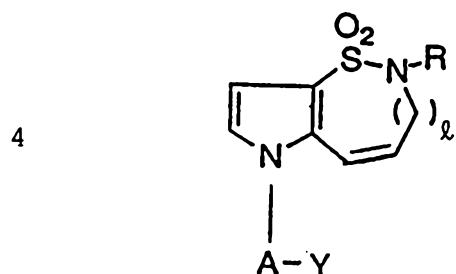


19 wherein Y has the same meaning as defined above.

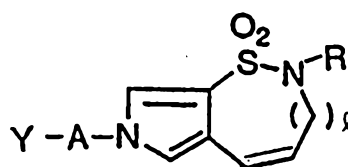
1 16. A process for the preparation of a pyrrole-

- 83 -

2 sulfonamide compound represented by the following for-
 3 mula (Ig) or (Ig'):



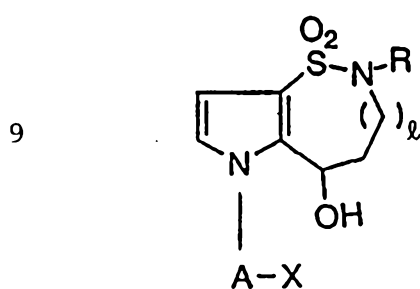
(Ig)



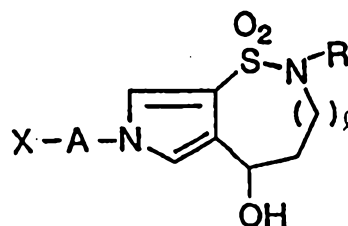
(Ig')

5 wherein A, R, Y and ℓ have the same meanings as
 6 defined above, which comprises:

7 subjecting a compound, which is represented by
 8 the following formula (IX) or (IX'):



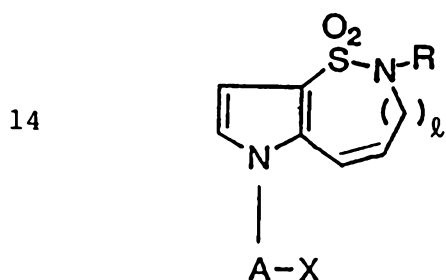
(IX)



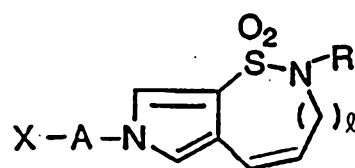
(IX')

10 wherein A, R, X and ℓ have the same meanings as
 11 defined above, to a dehydration reaction, thereby ob-
 12 taining a compound represented by the following formula
 13 (X) or (X'):

- 84 -



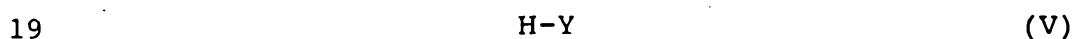
(X)



(X')

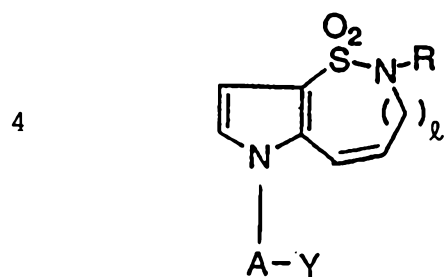
15 wherein A, R, X and ℓ have the same meanings as
 16 defined above; and then

17 reacting a nitrogen-containing compound
 18 represented by the following formula (V):

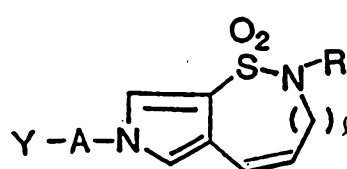


20 wherein Y has the same meaning as defined above.

1 17. A process for the preparation of a pyrrole-
 2 sulfonamide compound represented by the following for-
 3 mula (Ig) or (Ig'):



(Ig)

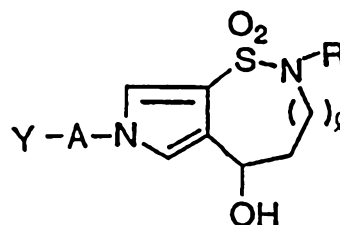
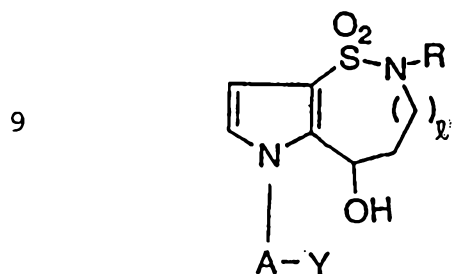


(Ig')

5 wherein A, R, Y and ℓ have the same meanings as
 6 defined above, which comprises:

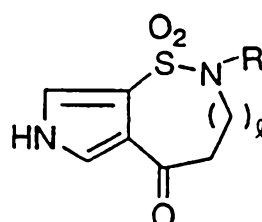
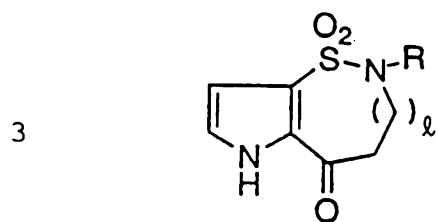
- 85 -

7 subjecting a compound, which is represented by
8 the following formula (If) or (If'):



10 wherein A, R, Y and l have the same meanings as
11 defined above, to a dehydration reaction.

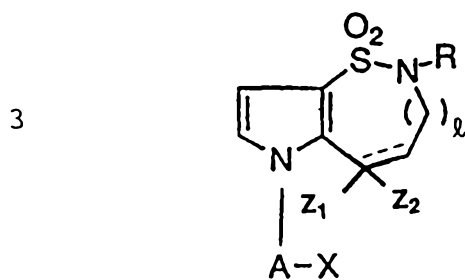
1 18. A compound represented by the following for-
2 mula (II) or (II'):



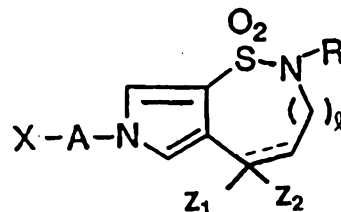
4 wherein R and l have the same meanings as defined
5 above.

1 19. A compound represented by the following for-
2 mula (XII) or (XII'):

- 86 -



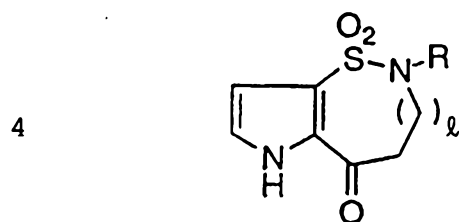
(XII)



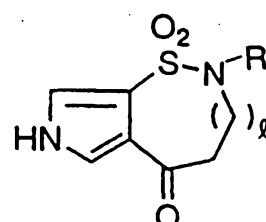
(XII')

4 wherein the dashed line, A, R, X, Z₁, Z₂ and *l* have
 5 the same meanings as defined above.

1 20. A process for the preparation of a pyrrole-
 2 sulfonamide compound represented by the following for-
 3 mula (II) or (II'):



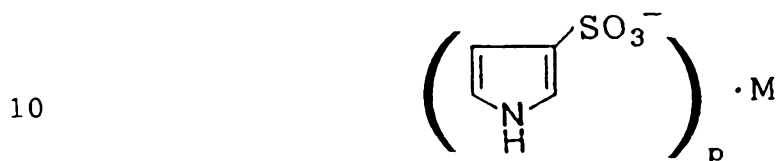
(II)



(II')

5 wherein R and *l* have the same meanings as defined
 6 above, which comprises:

7 converting a pyrrole-3-sulfonic acid or a salt
 8 thereof, which is represented by the following formula
 9 (XIII):



(XIII)

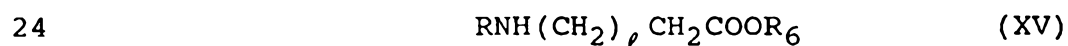
- 87 -

11 wherein M represents a hydrogen ion, an alkali metal
 12 ion, an alkaline earth metal ion or a quaternary am-
 13 monium ion, and p stands for 1 when M represents a
 14 hydrogen ion, an alkali metal ion or a quaternary am-
 15 monium ion or p stands for 2 when M represents an
 16 alkaline earth metal ion, into a compound represented
 17 by the following formula (XIV):



(XIV)

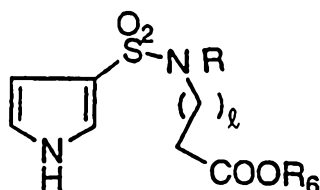
19 wherein X'' represents a chlorine atom or a bromine
 20 atom;
 21 causing an α -aminoacetic acid, β -aminopropionic
 22 acid or derivative thereof, which is represented by the
 23 following formula (XV):



25 wherein R₆ represents a hydrogen atom or a carboxyl-
 26 protecting group, and R and ℓ have the same meanings
 27 as defined above, to act, thereby obtaining a compound
 28 represented by the following formula (XVI):

- 88 -

29



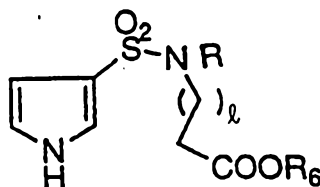
(XVI)

30 wherein R, R₆ and *l* have the same meanings as defined
 31 above; and then

32 subjecting said compound to ring closure.

1 21. A compound represented by the following for-
 2 mula (XVI):

3

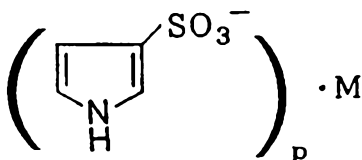


(XVI)

4 wherein R, R₆ and *l* have the same meanings as defined
 5 above.

1 22. A compound represented by the following for-
 2 mula (XIII):

3



(XIII)

4 wherein M and p have the same meanings as defined

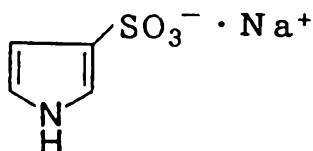
- 89 -

5 above.

1 23. A compound according to claim 22, wherein in
2 the formula (XIII), M is a sodium ion and p is 1.

1 24. A process for the preparation of a pyrrole-3-
2 sulfonic acid or a salt thereof, which comprises treat-
3 ing pyrrole with sulfur trioxide-pyridine complex.

1 25. A process for the preparation of a compound
2 represented by the following formula (XIIIa):



(XIIIa)

4 which comprises treating pyrrole with sulfur trioxide
5 pyridine complex and then causing sodium carbonate,
6 sodium hydrogencarbonate or sodium hydroxide to act.

1 26. A pharmaceutical comprising, as an effective
2 ingredient, a pyrrolesulfonamide compound or a salt
3 thereof according to claim 1.

1 27. A therapeutic for circulatory diseases, com-
2 prising as an effective ingredient a pyrrolesulfonamide
3 compound or a salt thereof according to claim 1.

1 28. A serotonin-2 receptor antagonist, comprising
2 as an effective ingredient a pyrrolesulfonamide com-
3 pound or a salt thereof according to claim 1.

29. A pyrrolesulfonamide compound when prepared by a process according to any one of claims 10 to 17.

5

30. A pyrrolesulfonamide compound or salt according to claim 1 substantially as hereinbefore described with reference to any of the examples.

31. A process according to any one of claims 10 to 17 substantially as
10 hereinbefore described with reference to any of the examples.

DATED: 29 July, 2002

PHILLIPS ORMONDE & FITZPATRICK

15 Attorneys for:

SUNTORY LIMITED

