



US00D744622S

(12) **United States Design Patent**
Rehman et al.

(10) **Patent No.:** **US D744,622 S**

(45) **Date of Patent:** **** Dec. 1, 2015**

(54) **PORTABLE BIDET**

(71) Applicant: **Aquabean LLC**, Springfield, VA (US)

(72) Inventors: **Sonia Rehman**, Springfield, VA (US);
Tariq Rehman, Springfield, VA (US);
Nabeel Naqvi, East Windsor, NJ (US)

(73) Assignee: **Aquabean, LLC**, Fairfax, VA (US)

(**) Term: **14 Years**

(21) Appl. No.: **29/497,414**

(22) Filed: **Jul. 24, 2014**

(51) **LOC (10) Cl.** **23-02**

(52) **U.S. Cl.**

USPC **D23/309**; D7/300

(58) **Field of Classification Search**

USPC D23/295, 303, 309, 302, 299, 596-597;
D7/300, 619.1, 622, 709, 397, 316, 318

CPC A47K 4/00; A47K 7/108; E03D 11/00;
E03D 1/00; E03D 9/06

See application file for complete search history.

(56)

References Cited

U.S. PATENT DOCUMENTS

2,559,027	A *	7/1951	Miralta-Seix	D24/123
2,663,861	A *	12/1953	Heath	4/449
3,166,767	A *	1/1965	Jewell et al.	4/312
3,176,319	A *	4/1965	MacKey	4/144.1
3,422,463	A *	1/1969	Lowry	4/144.1
3,471,870	A *	10/1969	Segal	4/453
4,140,120	A *	2/1979	Yamauchi	604/213
D300,103	S *	3/1989	Klein	D7/300
D300,797	S *	4/1989	Klein	D7/318
D343,447	S *	1/1994	Thaler et al.	D23/295

D358,872	S *	5/1995	Fonda et al.	D23/295
D370,589	S *	6/1996	Licenziato Monti	D7/318
5,937,451	A *	8/1999	Mihara	4/448
6,098,210	A *	8/2000	Brodén	4/144.1
6,643,849	B2 *	11/2003	Sands	D24/123
6,684,414	B1 *	2/2004	Rehrig	4/144.1
D505,996	S *	6/2005	Khan	D23/295
6,918,896	B2 *	7/2005	McMurdo	604/279
D537,524	S *	2/2007	Takahashi	D24/122
D649,827	S *	12/2011	Smiedt et al.	D7/319
8,789,232	B2 *	7/2014	Sullivan et al.	15/210.1
D711,195	S *	8/2014	Cornu et al.	D24/122
2011/0060297	A1 *	3/2011	Glenn	604/317
2011/0064586	A1 *	3/2011	Matsumiya	417/36
2011/0192432	A1 *	8/2011	Lehmann et al.	134/198
2012/0233762	A1 *	9/2012	Huang	4/462
2013/0190708	A1 *	7/2013	Rodsten et al.	604/349

* cited by examiner

Primary Examiner — Robert Delehanty

(74) *Attorney, Agent, or Firm* — Eliezer IP

(57)

CLAIM

The ornamental design for a portable bidet, as shown.

DESCRIPTION

FIG. 1 is a perspective view of a portable bidet showing my new design;

FIG. 2 is a rear view thereof;

FIG. 3 is a front view thereof;

FIG. 4 is a right side view thereof;

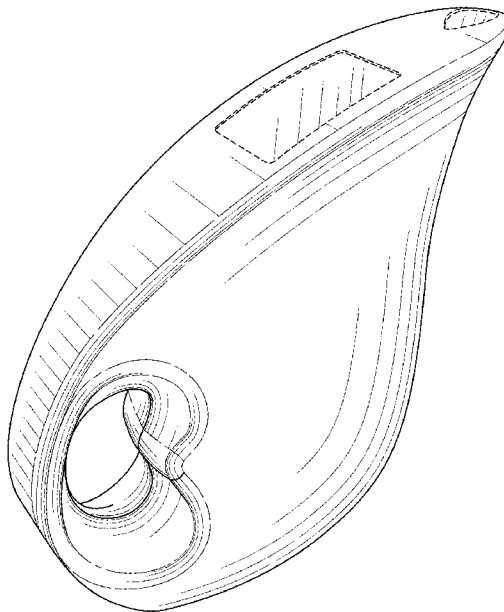
FIG. 5 is a left side view thereof;

FIG. 6 is a top view thereof; and,

FIG. 7 is a bottom view thereof.

The broken lines shown in the drawing views are included for the purpose of illustrating a portion of the portable bidet that form no part of the claimed design.

1 Claim, 5 Drawing Sheets



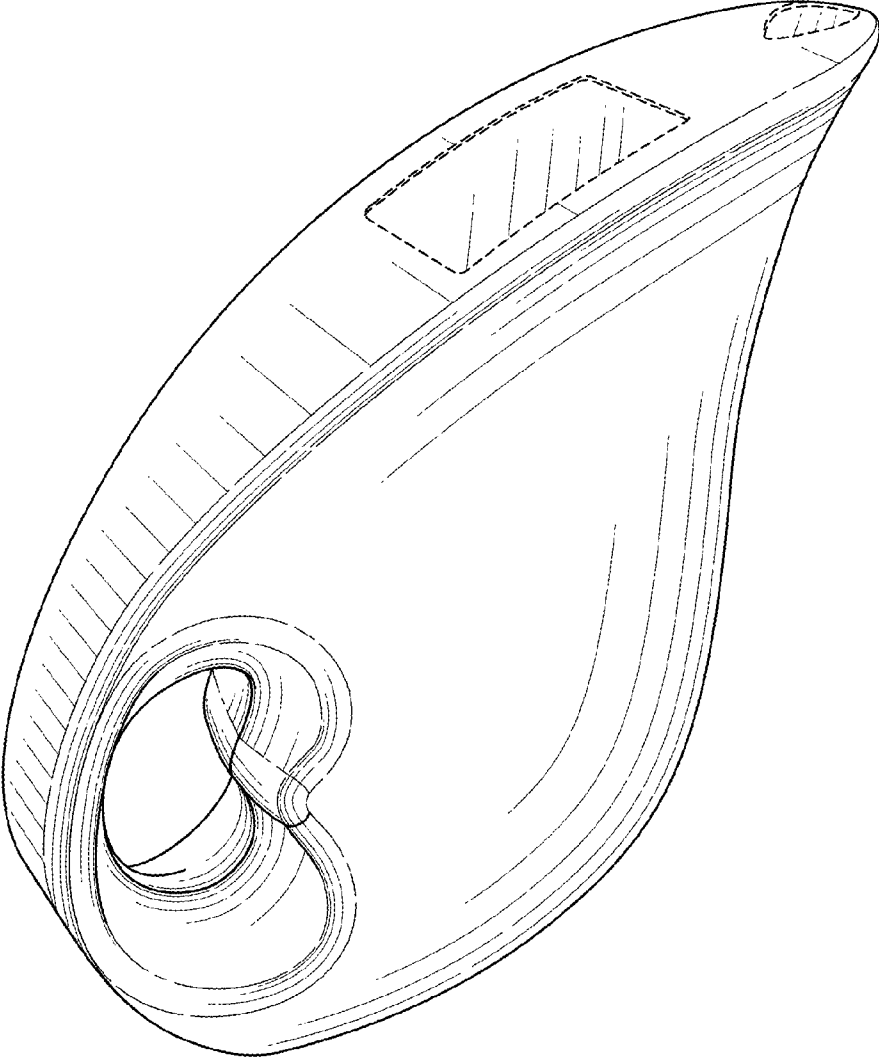


FIG. 1




FIG. 2

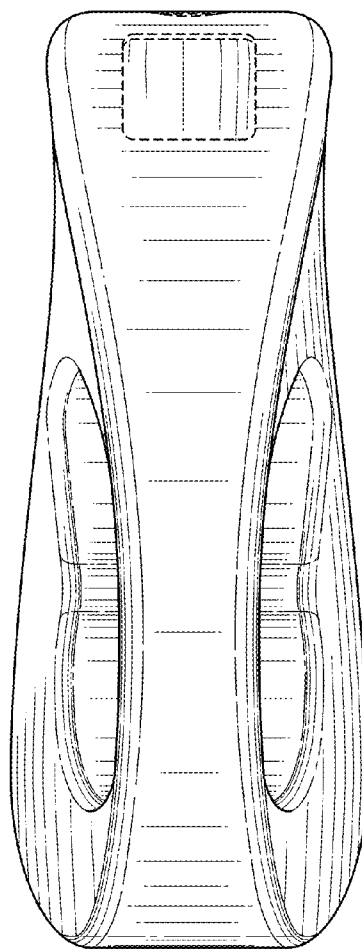


FIG. 3

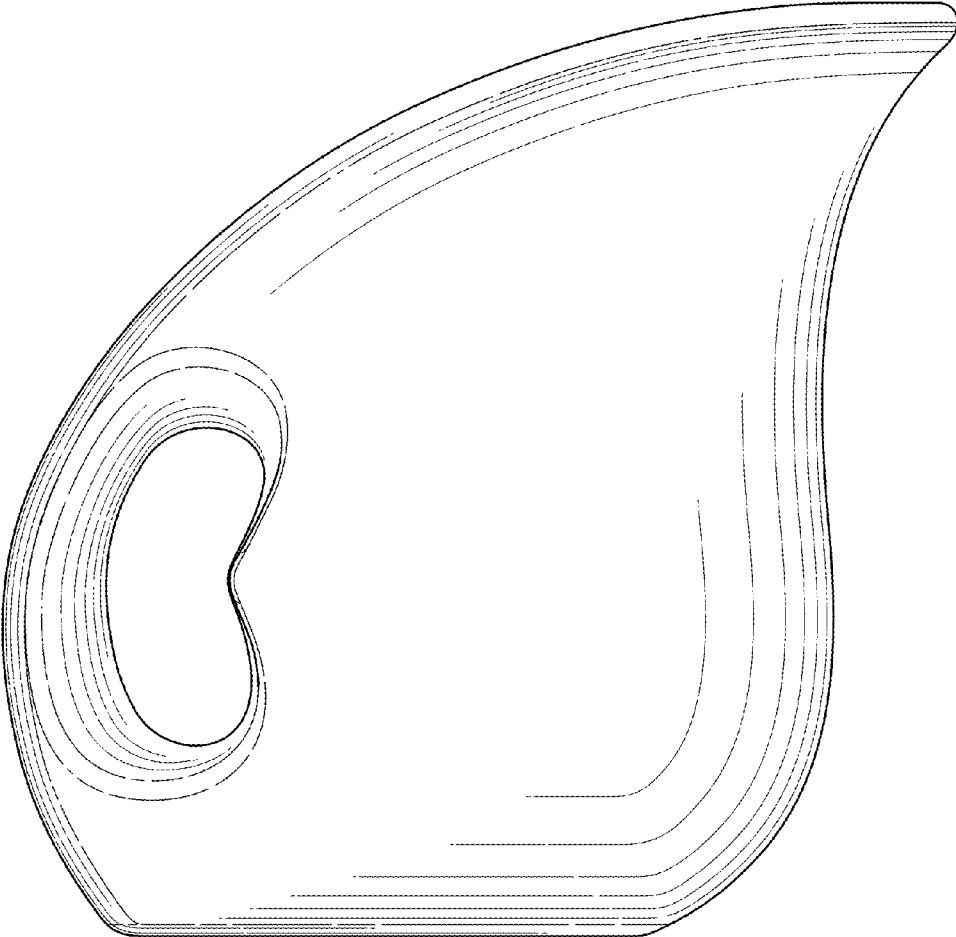


FIG. 4

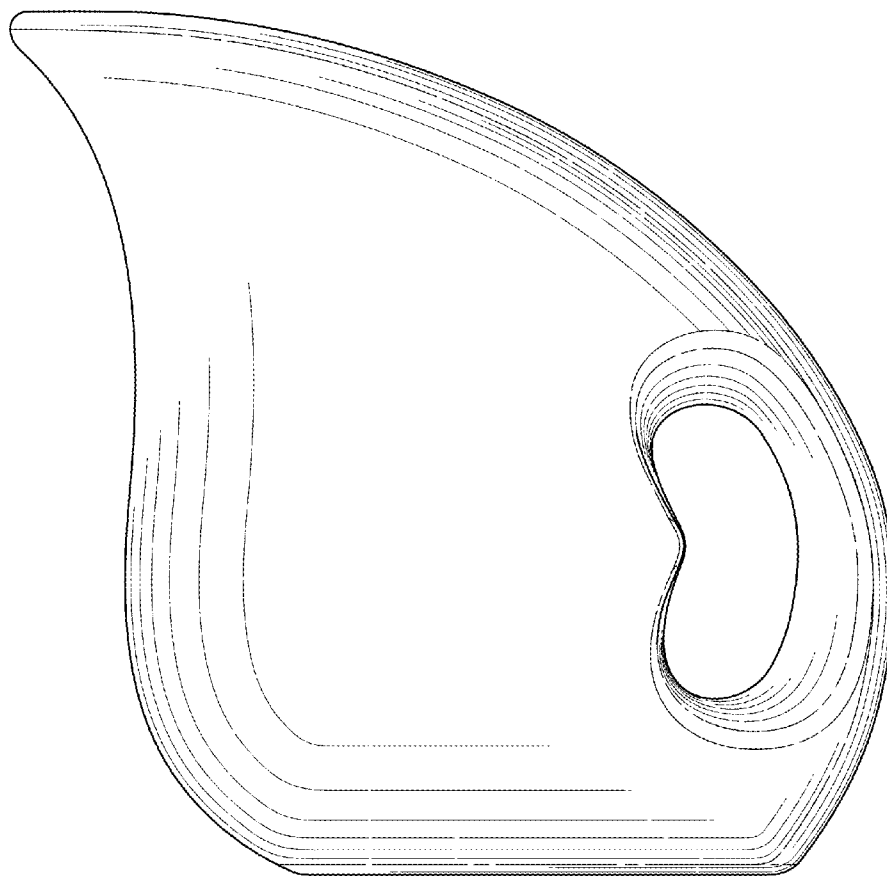


FIG. 5

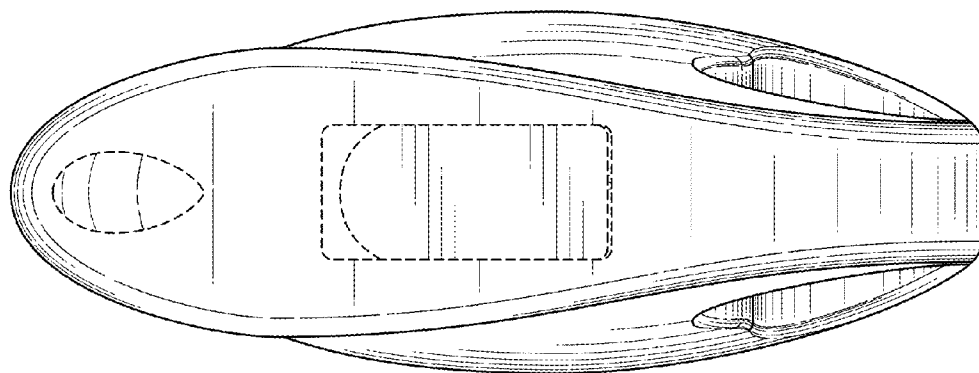


FIG. 6

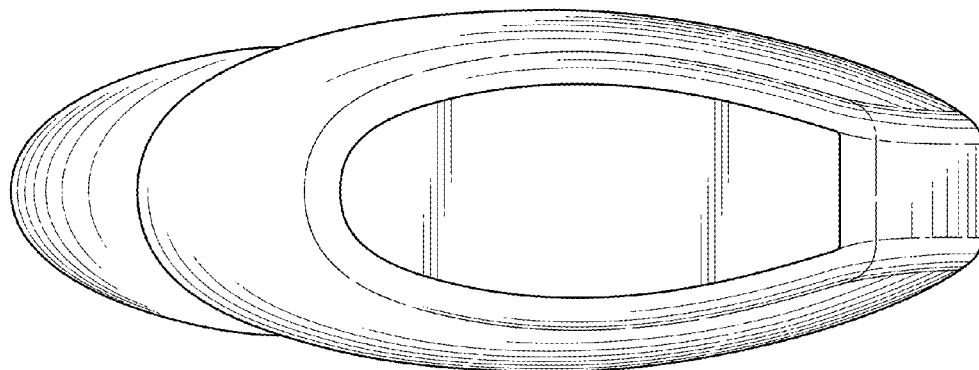


FIG. 7