



US00RE39039E

(19) **United States**  
(12) **Reissued Patent**  
**Ro et al.**

(10) **Patent Number: US RE39,039 E**  
(45) **Date of Reissued Patent: Mar. 28, 2006**

- (54) **AUDIO AND VIDEO SIGNAL RECORDING AND REPRODUCTION APPARATUS AND METHOD** 4,901,160 A \* 2/1990 Kinoshita et al. .... 386/118  
5,153,730 A \* 10/1992 Nagasaki et al. .... 348/231.6  
5,301,240 A \* 4/1994 Stockum et al. .... 348/220  
5,479,266 A \* 12/1995 Young et al. .... 386/83
- (75) Inventors: **Se Yong Ro**, Seoul (KR); **Han Jung**, Seoul (KR) 5,488,409 A \* 1/1996 Yuen et al. .... 386/83  
5,497,193 A \* 3/1996 Mitsuhashi et al. .... 348/231.99  
5,497,194 A \* 3/1996 Sakagami et al. .... 386/96
- (73) Assignee: **LG Electronics Inc.**, Seoul (KR) 5,511,000 A \* 4/1996 Kaloi et al. .... 704/201  
5,511,054 A \* 4/1996 Oishi et al. .... 386/126  
5,559,779 A 9/1996 Iizuka
- (21) Appl. No.: **09/386,183** 5,581,360 A \* 12/1996 Matsumura et al. .... 386/46
- (22) Filed: **Aug. 31, 1999** 5,966,495 A \* 10/1999 Takahashi et al. .... 386/68

**Related U.S. Patent Documents**

Reissue of:

- (64) Patent No.: **5,793,444**
- Issued: **Aug. 11, 1998**
- Appl. No.: **08/498,585**
- Filed: **Jul. 6, 1995**

\* cited by examiner

*Primary Examiner*—Vincent Boccio  
(74) *Attorney, Agent, or Firm*—Birch, Stewart, Kolasch & Birch, LLP

(30) **Foreign Application Priority Data**

Jul. 6, 1994 (KR) ..... 1994 16190

- (51) **Int. Cl.**  
**H04N 5/765** (2006.01)

- (52) **U.S. Cl.** ..... **348/714**; 386/95; 386/96;  
386/117; 386/118

- (58) **Field of Classification Search** ..... 386/46,  
386/95, 109, 96, 117, 124, 83, 120, 118; 348/231,  
348/220, 714, 719; 358/906, 909.1; H04N 5/765  
See application file for complete search history.

(56) **References Cited**

**U.S. PATENT DOCUMENTS**

4,813,014 A 3/1989 DeBell

(57) **ABSTRACT**

An audio and video recording and reproduction apparatus and method is described, which uses a movable storage memory such as a memory card, so that audio and video signals are easily accessed without separate editing devices. The apparatus uses a separable memory so that a deck is unnecessary, allowing small, lightweight constructions, and a compression algorithm results in longer playing time, while read/write operations robust to noise are achieved. Also, data desired by the user is easily accessible, and applications as a substitute for magnetic or disk media are also possible.

**32 Claims, 4 Drawing Sheets**

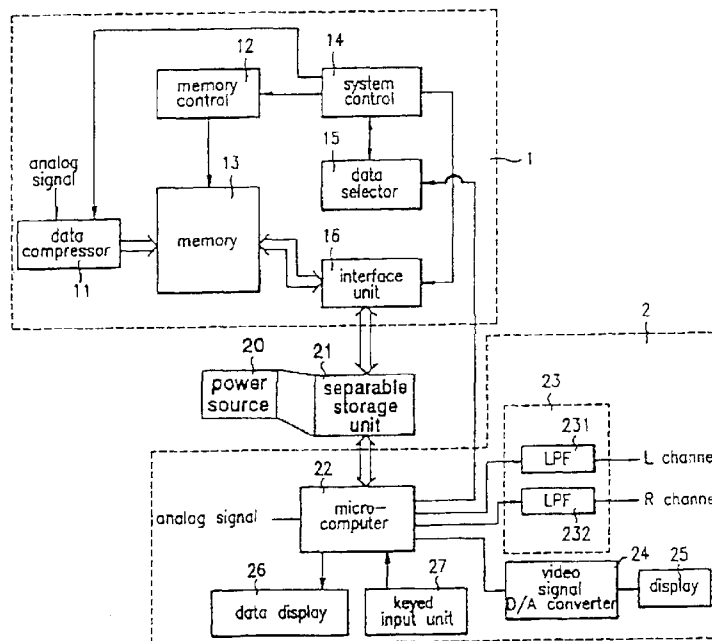


FIG. 1

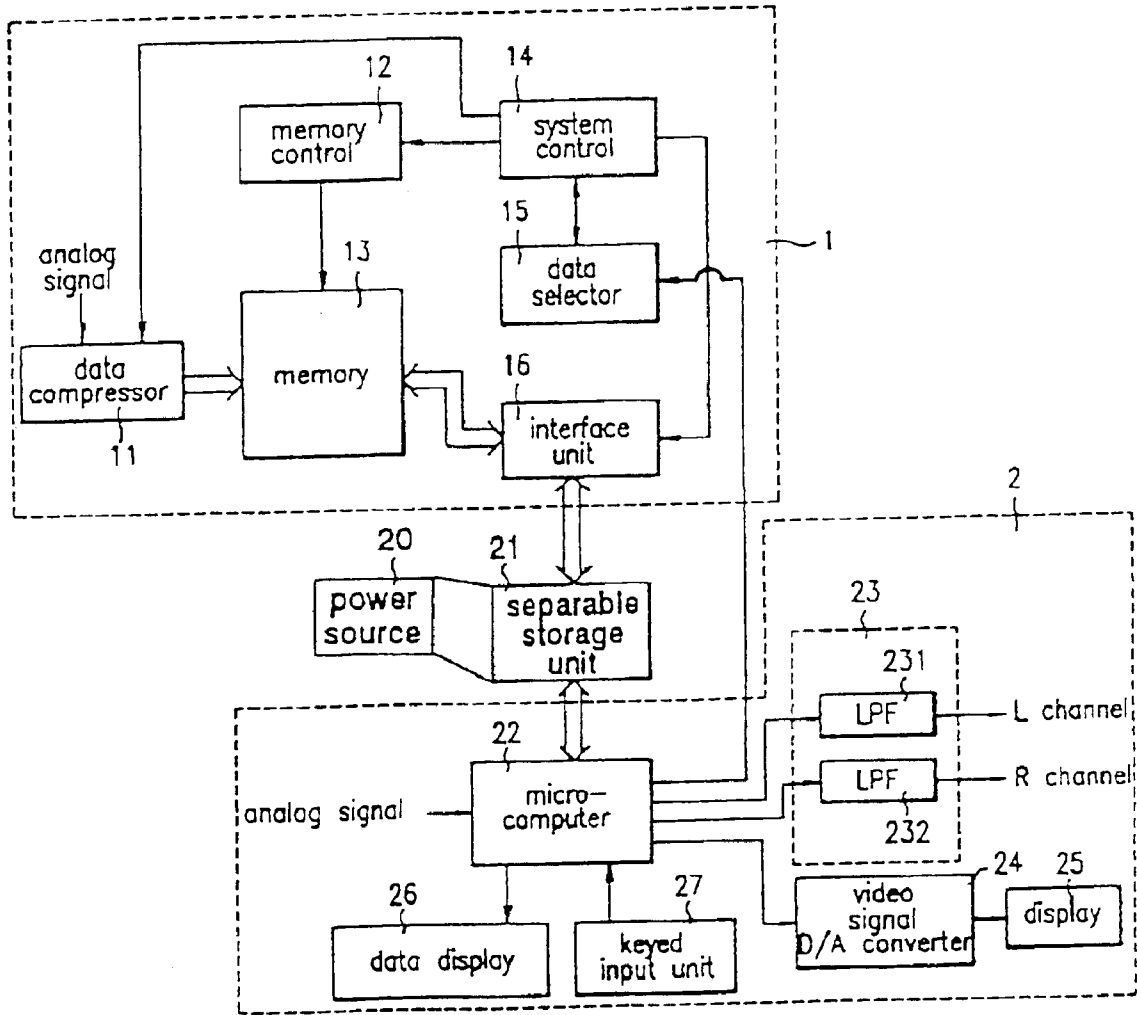


FIG. 2

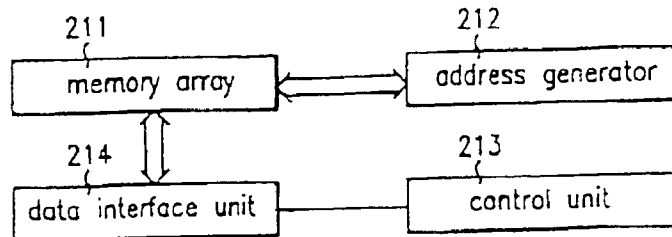


FIG. 3

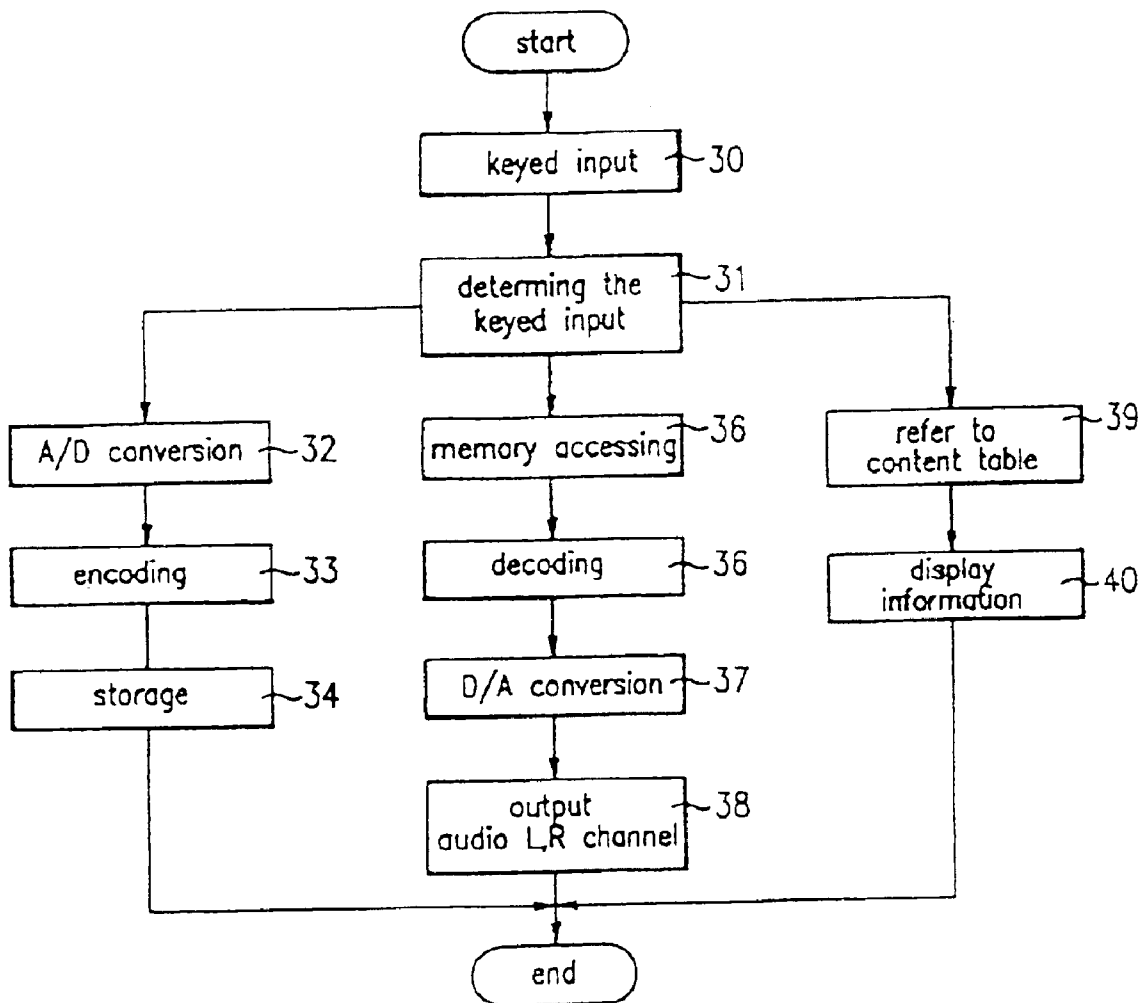


FIG. 4

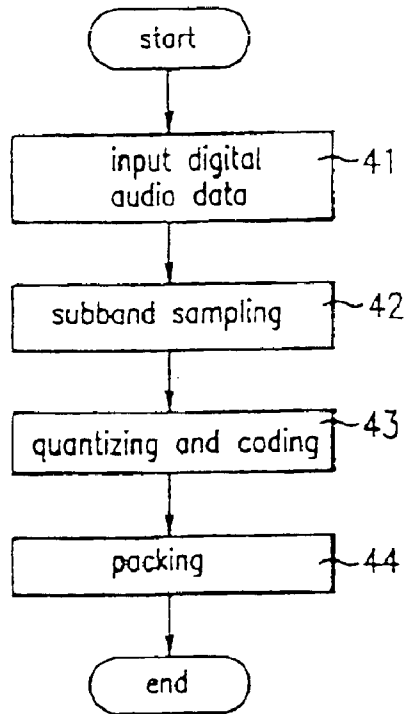


FIG. 5

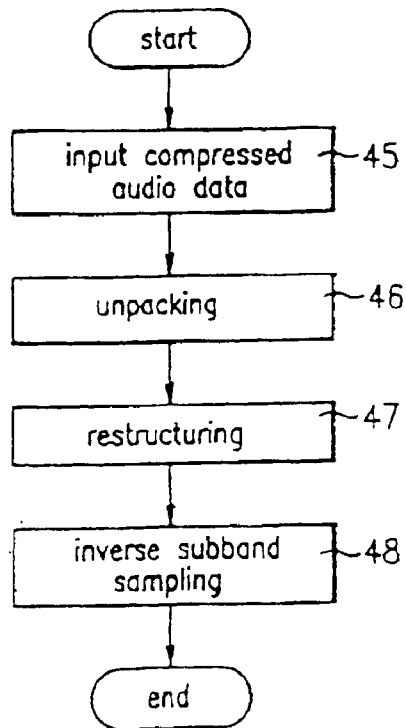


FIG. 6

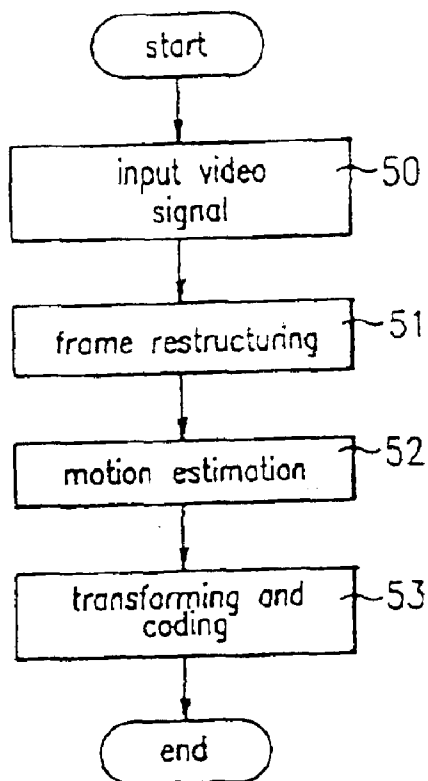
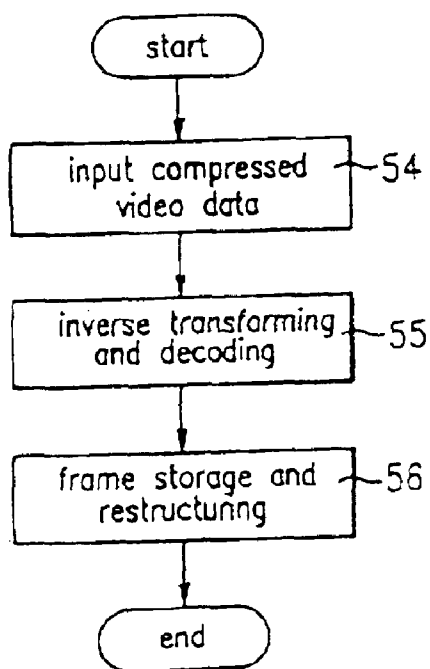


FIG. 7



## AUDIO AND VIDEO SIGNAL RECORDING AND REPRODUCTION APPARATUS AND METHOD

**Matter enclosed in heavy brackets [ ] appears in the original patent but forms no part of this reissue specification; matter printed in italics indicates the additions made by reissue.**

*More than one reissue application has been filed for the reissue of U.S. Pat. No. 5,793,444. The reissue applications are No. 09/386,183 {present application}, filed Aug. 31, 1999 and No. 10/793,915 filed Mar. 8, 2004, wherein 10/793,915 is a continuation of the present application.*

### BACKGROUND OF THE INVENTION

The present invention relates to an audio and video signal recording and reproduction apparatus and method which may record and reproduce compressed audio and video data, and more particularly to an audio and video signal recording and reproduction apparatus and method in which desired audio and video is easily obtained without a separate editing device by using movable storage memory such as memory cards.

Generally, an audio and video recording/reproduction apparatus uses magnetic or disk storage and reproduction media. Unfortunately, in magnetic or disk media, data is easily lost by external conditions such as magnetic disturbances or dust, and a deck including a driving apparatus is generally too large and heavy to be portable, with the added disadvantage that two devices are needed when editing video signals.

### SUMMARY OF THE INVENTION

It is an object of the present invention to provide an audio and video recording and reproduction apparatus and method for storing compressed data using a large memory device, and by using separable memory devices such as a memory card, allows easy editing of selected data and reproduction on another machine when the separable memory card is attached.

To accomplish the above-mentioned objects, there is provided an audio and video signal recording and reproduction apparatus comprising a data recording unit for recording *at least one of* audio and video signals, a data reproduction unit for reproducing *at least one of* audio and video signals, and a separable storage unit for storing data by the data recording unit and outputting stored data by the data reproduction unit; and operating by the steps of determining a keyed input, storing data, wherein input data is processed and stored in the separable memory unit if the keyed input is determined to be a record signal, reproducing data, wherein data stored in the separable memory unit is reproduced and output if the keyed input is determined to be a reproduction signal, and searching data, wherein the contents of the data stored in the separable memory unit are read and displayed if the keyed input is determined to be a search signal.

These and other objects, features and advantages of this invention will become more apparent from the following detailed description of a preferred embodiment, when considered in connection with the accompanying figures.

### BRIEF DESCRIPTION OF THE ATTACHED DRAWINGS

FIG. 1 is a schematic diagram of an audio and video signal recording and reproduction apparatus according to the present invention.

FIG. 2 is a detailed schematic diagram of a separable storage unit according to FIG. 1.

FIG. 3 is a flowchart of an audio and video signal recording and reproduction apparatus according to the present invention.

FIG. 4 is a detailed flowchart of the digital audio data encoding step included in FIG. 3.

FIG. 5 is a detailed flowchart of the digital audio data decoding step included in FIG. 3.

FIG. 6 is a detailed flowchart of the digital video data encoding step included in FIG. 3.

FIG. 7 is a detailed flowchart of the digital video data decoding step included in FIG. 3.

### DETAILED DESCRIPTION OF THE INVENTION

A preferred embodiment of the present invention will be described below in detail.

As shown in FIG. 1, an audio and video signal recording and reproduction apparatus according to *an embodiment of* the present invention comprises a data recording unit 1, a separable storage unit 21, and a data reproduction unit 2. A data reproduction unit 1 comprises a data compressor 11, a memory control 12, a memory 13, a system control 14, a data selector 15 and an interface unit 16, and records *at least one of* audio and video signals.

A data reproduction unit 2 comprises a microcomputer 22, a filter unit 23, a video signal D/A (Digital/Analog) converter 24, a display 25, a data display 26, and a keyed input unit 27, and reproduces *at least one of* audio and video signals.

A separable storage unit 21 is a separable memory-type storage device that receives and stores compressed audio and video data from the data recording unit 1 which are then reproduced in the data reproduction unit 2. The separable storage unit 21 is recorded by the data recording unit 1 and outputs stored data through the data reproduction unit 2. Here, data compressor 11 converts the input analog signal into a digital signal and reduces the amount of data through a compression algorithm and stores data in a memory 13 according to the control of a system controller 14.

A system control 14 produces clock and control signals according to the output of a data selector 15, and provides a clock to the entire system, and also outputs data selected by a data selector 15 to a memory controller 12, interface unit 16, and a data compressor 11 and operates each according to their respective functions.

A memory control 12 produces memory control signals and addresses needed in a memory 13 according to the system control 14.

A memory 13 is a large-capacity memory device able to store a large amount of data, and which stores compressed data output from a data compressor 11 and outputs it to an interface unit 16, according to a memory control 12.

A data selector 15 selects mode and data according to the instructions of a microcomputer 22, in that functions for compressing or providing data are selected according to the microcomputer 22, and outputs a data select signal to the system control 14 in order to select desired data.

An interface unit 16, which carries out input/output operations between the memory 13 and the separable storage unit 21 according to the instructions of the system control 14, performs interface functions by receiving data from the memory 13 and storing it in the separable storage unit 21 or

by receiving data from the separable storage unit 21 and storing it in the memory 13.

A microcomputer 22 which encodes and decodes the input signal according to the output signal of the keyed input unit 27, has A/D and D/A conversion functions so that externally input analog or digital audio and video signals are encoded and decoded through a compression algorithm, and may be substituted by an encoding/decoding processor.

A filter unit 23 which filters audio signals output from the microcomputer 22, and which comprises an LPF (Low Pass Filter) 231 for filtering an L (Left) channel audio signal output from the microcomputer 22 and an LPF 232 for filtering an R (Right) channel audio signal output from the microcomputer 22, removes noise from the data output from the microcomputer 22 and passes only audible frequencies for an output audio signal.

A video signal D/A converter 24 converts the video data output from the microcomputer 22 from a digital to analog signal, and a display 25 displays the video signal output from video signal D/A converter 24.

A keyed input unit 27 generates signals for various functions from keyboard operations by a user and outputs control signals to the microcomputer 22 so that a suitable mode may be selected according to a desired function.

A data display 26 displays data searched according to the output of the microcomputer 22.

Also, a power source 20 is placed separately and provides power to the separable storage unit 21 so that stored data is not erased.

The operation of an audio and video recording and reproduction apparatus comprised as above is described below.

First, the detailed operation of a data reproduction unit 2 for reproducing data is as follows.

When keys for functions such as reproduction, search, repeat, and play are input at the keyed input unit 27, the microcomputer 22 receives these signals and outputs addresses and control signals to the separable storage unit 21. Compressed audio data is output from the separable storage unit 21 to the microcomputer 22 according to the addresses and control signals from the microcomputer 22. The compressed audio data output by the separable storage unit 21 is decoded and D/A converted at the microcomputer 22 and is output to a speaker through the LPF's 231, 232 of the filter unit 23. Also, when an external analog signal is input, the microcomputer 22 may carry out A/D conversion and reduce the amount of data by a compression algorithm and store the resulting data in the separable storage unit 21.

If the input to the keyed input unit 27 signals a record mode, the microcomputer 22 A/D converts the input analog signal to a digital signal and reduces the amount of data by encoding using a compression algorithm and stores the resulting data in the separable storage unit 21.

On the other hand, if the input to the keyed input unit 27 signals a reproduction mode, the microcomputer 22 generates control signals and addresses for memory access, reads data from the separable storage unit 21, and after decoding and D/A conversion, outputs it through the LPF's 231, 232 of the filter unit 23.

Alternatively, if the input to the keyed input unit 27 signals a search mode, the microcomputer 22 reads out a content table containing start/end and audio information of each data from a storage region of the separable storage unit 21 and outputs it through the data display 26.

Also, for video signals, a video signal received from the separable storage unit 21 may be decoded by the microcom-

puter 22 and D/A converted by the video signal D/A converter 24 to be output by the display 25.

Next, the operation of a data recording unit 1 for recording data is described in detail.

To output and/or input data from the memory 13 to the separable storage unit 21 or to store an analog signal through the data compressor 11 to the memory 13, information corresponding to each mode must be input from the data selector 15.

Accordingly, the input to the microcomputer 22 from the keyed input unit 27, that is, the information corresponding to each mode, is input to the data selector 15 from the microcomputer 22.

The information corresponding to each mode output from the microcomputer 22 allows the data selector 15 to choose compression or retrieval functions and outputs a data select signal to the system control 14 so that desired data may be selected.

If the data selector 15 is set to a record mode, so that the input analog signal is to be recorded, the system control 14 outputs a control signal, and the data compressor 11 compresses the input analog signal to reduce the amount of data, while the memory control 12 specifies a region in the memory 13 to store data, and the output of the data compressor 11 is stored in the region specified.

If the data selector 15 is set to a reproduction mode, data selected by the data selector 15 is to be obtained, and the system control 14 outputs a control signal to the memory control 12, which sends control signals and addresses to access the memory 13, the contents are down loaded through the interface unit 16 and stored in the separable storage unit 21.

Also, if the data selector 15 is in a record mode, where data from the separable storage unit 21 is stored in the memory 13, the system control 14 outputs a control signal, and the interface unit 16 reads out data from the separable storage unit 21 according to the control signals output from the system control 14, and data read from the separable storage unit 21 is written through the interface unit 16 in the storage region specified by the memory control 12 according to the control signal output from the system control 14.

In addition, if the data selector 15 is in a search mode, the system control 14 outputs control signals to the memory control 12 and the interface unit 16, a content table including start/end and audio information for each data of a storage region in the memory 13 is read out, and is output to the data display 26 through the interface unit 16, separable storage unit 21 and the microcomputer 22.

FIG. 2 is a detailed schematic diagram of a separable storage unit 21 as included in FIG. 1.

A separable storage unit 21 as shown in FIG. 2 comprises a memory array 211, address generator 212, control unit 213, and data interface unit 214.

A memory array 211 stores compressed data and is composed of memory cells, and an address generator 212 generates addresses that specify an area of the memory array 211.

A data interface unit 214 performs input/output operations on data stored in the memory array 211, and performs data transmission between an external device and the memory array 211 in parallel.

A control unit 213 controls the address generator 212 and the data interface unit 214, and controls address generation and data input/output operations.

The detailed operation of a separable storage unit 21 as described above is as follows.

When the control unit 213 outputs a control signal for data input/output operations, a corresponding address is generated at the address generator 212 to specify a region in the memory array 211. Accordingly, data stored in a specified region in the memory array 211 is output through the data interface unit 214. Also, data input by an external device is input and stored in a specified region in the memory array 211 in the manner described above.

A memory recording and/or reproduction method according to the present invention is described in reference to FIG. 3—FIG. 7.

First, an overall description of a memory recording and/or reproduction method is given in reference to FIG. 3.

When an input is keyed in to the keyed input unit 27, keyed signal deciding steps 30 and 31 are performed.

If the keyed signal is determined to be a record signal, data recording steps 32, 33 and 34 for processing the input data and storing it in the separable storage unit are performed.

Here, the data recording steps include A/D conversion step 32 for A/D converting input data, encoding step 33 for encoding the A/D converted data, and storage step 34 for storing the encoded data in the separable storage unit.

The encoding step includes digital audio data encoding for encoding A/D converted digital audio data, and digital video data encoding for encoding A/D converted digital video data.

On the other hand, if the keyed signal is determined to be a reproduction signal, data reproducing steps 35, 36, 37 and 38 for reproducing and outputting data stored in the separable memory unit are performed.

Here, the data reproducing steps include memory accessing step 35 for accessing data stored in the separable storage unit, decoding step 36 for decoding accessed data that was stored in the separable storage unit, D/A conversion step 37 for D/A converting the decoded data, and output step 38 for outputting the D/A converted data.

The decoding step 36 above includes digital audio data decoding for decoding the accessed digital audio data stored in the separable storage unit, and digital video data decoding for decoding accessed digital video data stored in the separable storage unit.

In addition, if the keyed signal is determined to be a search signal, data searching steps 39 and 40 for reading out and displaying a content table of data stored in the separable storage unit are performed.

As shown in FIG. 4, the digital audio data encoding step includes subband sampling steps 41 and 42 of D/A converted digital audio data, quantizing and coding step 43 of the subband sampled data, and packing step 44 of the coded data.

When digital audio data is input, subband sampling which divides the audio data into several frequency regions is carried out in steps 41 and 42, and after quantizing and coding based on human auditory characteristics, the data along with other necessary information is packed and the compressed audio data is output in steps 43 and 44.

Next, as shown in FIG. 5, the digital audio data decoding step includes unpacking steps 45 and 46 of the accessed compressed audio data stored in the separable storage unit, restructuring step 47 of the unpacked data, and inverse subband sampling step 48 of the restructured data.

If compressed audio data is input in step 45, unpacking step 46, for retrieving information necessary for reproducing the various pieces of information, restructuring step 47, for

restructuring the unpacked data, and inverse subband sampling step 48, for reproducing and outputting actual audio data from multi-frequency band data, are carried out.

Also, as shown in FIG. 6, the digital video data encoding step includes frame restructuring steps 50 and 51 of D/A converted video data, motion estimation step 52 of detecting motion components from the restructured data, and transforming and coding step 53 of the motion estimated data into specified frequency region data.

If a digital video data is input, the data is divided into several screens, and the frame is restructured by specifying the output sequence in steps 50, 51, and motion estimation step 52 is performed by detecting motion components by comparing the present and preceding screens, time domain data is transformed into frequency domain data following the detected motion components and coding is carried out to reduce the amount of data in step 53, and the compressed video data is output.

In addition, as shown in FIG. 7, the digital video data decoding step includes inverse transforming and decoding steps 54 and 55 of the accessed compressed video data stored in the separable storage unit into time domain data, and frame storage and restructuring step 56 of the decoded data.

When compressed video data is input in step 54, frequency domain data is inverse transformed and decoded into time domain data by reversing the coding process in step 55, and a frame is stored and restructured using detected motion components and reproduced video data is output in step 56.

Therefore, an embodiment of the present invention as described and operated in the manner above has the advantages that a separable memory makes a deck unnecessary and allows small, lightweight constructions, long playing time results from using a compression algorithm, read/write is not only possible, but is also robust to noise, data desired by the user is easily accessible, and adaptation as a substitute for magnetic or disk media is also possible.

In addition, while a preferred embodiment of this invention has been illustrated and described hereinabove, many possible modifications and variations thereof will become apparent to those persons skilled in the art without departure from the scope and spirit of this invention, as defined in the appended claims.

What is claimed is:

[1. An audio and video signal recording and reproduction apparatus comprising:

a data recording unit for recording audio and video signals;

a data reproduction unit for reproducing audio and video signals; and

a separable storage unit for storing data by said data recording unit and outputting stored data through said data reproduction unit;

wherein said data reproduction unit comprises:

a keyed input unit for selecting a mode according to the function of a keyed input;

a microcomputer for encoding and decoding an input signal according to the output of said keyed input unit;

a filter unit for filtering audio signals output from said microcomputer; and

a data display for displaying data searched according to the output of said microcomputer.]

[2. An audio and video signal recording and reproduction apparatus according to claim 1, wherein said data recording unit comprises:

7

a data selector for selecting a mode and data according to the control of said microcomputer;  
 a system control for generating clock and control signals according to output of said data selector;  
 a data compressor for converting an input analog signal to a digital signal and compressing the resulting digital signal according to the control of said system control;  
 a memory control for generating memory control signals and addresses according to the control of said system control;  
 a memory for storing compressed data output by said data compressor according to the control of said memory control; and  
 an interface unit for performing data input/output operations between said memory and separable storage unit according to the control of said system control.]

[3. An audio and video signal recording and reproduction apparatus according to claim 1, wherein said data reproduction unit additionally comprises:

a video signal Digital/Analog converter for Digital/Analog converting video data output from said microcomputer; and

a display for displaying video data output from said video signal Digital/Analog converter.]

[4. An audio and video signal recording and reproduction apparatus according to claim 1, wherein said filter unit comprises:

a first low pass filter for filtering an audio left channel signal output from said microcomputer; and

a second low pass filter for filtering an audio right channel signal output from said microcomputer.]

[5. An audio and video signal recording and reproduction apparatus comprising:

a data recording unit for recording audio and video signals;

a data reproduction unit for reproducing audio and video signals; and

a separable storage unit for storing data by said data recording unit and outputting stored data through said data reproduction unit;

wherein said separable storage unit comprises:

a memory array for storing data;

an address generator for generating addresses for specifying regions of said memory array;

a data interface unit for performing input/output operations on data stored in said memory array; and

a control unit for controlling said address generator and data interface unit.]

[6. An audio and video signal recording and reproduction method comprising the steps of:

reading a keyed signal when the keyed signal is input;

processing data when the input key signal is a record signal and storing the result in a separable storage unit;

reproducing and outputting data stored in said separable storage unit if the keyed input is determined as a reproduction signal; and

reading and displaying a content table of data stored in the separable storage unit if the keyed input is determined as a search signal;

wherein said processing step comprises the steps of:

Analog/Digital converting input data;

encoding said Analog/Digital converted data; and

storing said encoded data in a separable storage unit.]

8

[7. An audio and video signal recording and reproduction method according to claim 6, wherein said encoding step comprises the steps of:

encoding any audio data; and

encoding any video data.]

[8. An audio and video signal recording and reproduction method according to claim 7, wherein said step of encoding audio data comprises the steps of:

subband-sampling said audio data;

quantizing and coding said subband-sampled data; and  
 packing said coded data.]

[9. An audio and video signal recording and reproduction method according to claim 7, wherein said step of encoding video data comprises the steps of:

restructuring the frame of said video data;

detecting motion components of said restructured data;

motion estimating the data to form motion estimated data; and

transforming and coding said motion estimated data into data of specified frequencies.]

[10. An audio and video signal recording and reproduction method according to claim 6, wherein said data reproducing step comprises the steps of:

memory accessing said stored data in a separable storage unit;

decoding said accessed data stored in a separable storage unit;

Digital/Analog converting said decoded data; and

outputting said Digital/Analog converted data.]

[11. An audio and video signal recording and reproduction method according to claim 10, wherein said decoding step comprises the steps of:

decoding any audio data stored in a separable storage unit; and

decoding any video data stored in a separable storage unit.]

[12. An audio and video signal recording and reproduction method according to claim 11, wherein said step of decoding audio data comprises the steps of:

unpacking any accessed compressed audio data stored in a separable storage unit;

restructuring said unpacked data to form restructured data; and

inverse-subband-sampling said restructured data.]

[13. An audio and video signal recording and reproduction method according to claim 11, wherein said step of decoding video data comprises the steps of:

inverse-transforming and decoding said accessed compressed video data stored in a separable storage unit into a time domain data; and

storing and restructuring the frame of said decoded data.]

14. A method for reproducing compressed digital data using a reproducing device, the method comprising the steps of:

accessing, by the reproducing device, the compressed digital data from a detachable storage unit, wherein the compressed digital data is transferable from an external device directly to the detachable storage unit, and the external device when attached to the detachable storage unit, but detached from the reproducing device, cannot reproduce data from the detachable storage unit; and

decompressing the accessed compressed digital data.

15. The method of claim 14, wherein said accessing step includes:

generating data select signals indicating which of the compressed digital data in the detachable storage unit to select;

generating control signals according to the data select signals; and

accessing certain digital data from the detachable storage unit based on the control signals.

16. The method of claim 15, wherein, in the generating step, the data select signals are generated based on user input.

17. The method of claim 14, wherein, in the accessing step, said compressed digital data includes at least audio data.

18. The method of claim 14, wherein, in the accessing step, the detachable storage unit is a memory device other than a disk medium or a tape medium.

19. The method of claim 14, wherein, in the accessing step, the external device is a recording device and transfers the compressed digital data stored therein to the detachable storage unit as long as the external device is attached to the reproducing device.

20. A method for recording an analog signal using a reproducing device, the method comprising the steps of: receiving the analog signal by the reproducing device; and

encoding and compressing the received analog signal into compressed digital data, and transferring the compressed data from the reproducing device directly to a detachable storage unit, so that an external device can access the compressed digital data from the detachable storage unit, wherein the external device when attached to the detachable storage unit, but detached from the reproducing device, cannot reproduce data from the detachable storage unit.

21. The method of claim 20, further comprising: receiving, by the reproducing device, user input indicating a mode to record an analog signal, wherein the encoding, compressing and transferring steps are performed in response to the user input.

22. The method of claim 20, wherein, in the transferring step, said compressed digital data includes at least audio data.

23. The method of claim 20, wherein, in the transferring step, the detachable storage unit is a memory device other than a disk medium or a tape medium.

24. A method for transferring compressed digital data from a recording device, the method comprising the steps of: providing the compressed digital data in the recording device; and

transferring the compressed digital data from the recording device directly to a detachable storage unit, so that an external device can access the compressed digital data from the detachable storage unit, wherein the recording device when attached to the detachable storage unit, but detached from the external device, cannot reproduce data from the detachable storage unit.

25. A method for transferring compressed digital data in a recording and reproducing system including a recording device and a reproducing device, the method comprising the steps of:

receiving, by the recording device, a command for indicating a mode of the reproducing device; and

transferring the compressed digital data from a detachable storage unit directly to the reproducing device

based on the indicated mode, wherein the recording device when attached to the detachable storage unit, but detached from the reproducing device, cannot reproduce data from the detachable storage unit.

26. The method of claim 25, further comprising: providing the compressed digital data in the recording device;

receiving, by the recording device, a second command indicating a mode of the recording device; and

prior to the transferring step, transferring the compressed digital data from the recording device to the detachable storage unit, so that the reproducing device can access the compressed digital data from the detachable storage unit.

27. The method of claim 25, wherein the transferring step includes:

generating data select signals indicating which of the compressed digital data in the detachable storage unit to select;

generating control signals according to the data select signals; and

accessing certain digital data from the detachable storage unit based on the control signals.

28. The method of claim 27, wherein, in the step of generating the data select signals, the data select signals are generated based on user input.

29. The method of claim 25, wherein, in the transferring step, the detachable storage unit is a memory device other than a disk medium or a tape medium.

30. The method of claim 25, wherein the transferring step is performed via wire-interface.

31. The method of claim 25, wherein the compressed digital data includes at least audio data.

32. A reproducing device for reproducing compressed digital data, the reproducing device comprising:

a microcomputer accessing the compressed digital data from a detachable storage unit, wherein the compressed digital data is transferable from an external device directly to the detachable storage unit, and the external device when attached to the detachable storage unit, but detached from the reproducing device, cannot reproduce data from the detachable storage unit; and

a data processor decompressing the accessed compressed digital data.

33. The reproducing device of claim 32, wherein the microcomputer generates data select signals indicating which of the compressed digital data in the detachable storage unit to select, generates control signals according to the data select signals, and accesses certain digital data from the detachable storage unit based on the control signals.

34. The reproducing device of claim 33, wherein the microcomputer generates the data select signals based on user input.

35. The reproducing device of claim 32, wherein the detachable storage unit is a memory device other than a disk medium or a tape medium.

36. A reproducing device for recording an analog signal, the reproducing device comprising:

a microcomputer receiving the analog signal input to the reproducing device; and

a data processor encoding and compressing the received analog signal into compressed digital data,

wherein the microcomputer transfers the compressed data from the reproducing device directly to a detachable

## 11

storage unit, so that an external device can access the compressed digital data from the detachable storage unit, and

wherein the external device when attached to the detachable storage unit, but detached from the reproducing device, cannot reproduce data from the detachable storage unit.

37. The reproducing device of claim 36, further comprising:

a user input unit receiving user input indicating a mode to record an analog signal, wherein the data processor encodes and compresses the analog signal in response to the use input.

38. The reproducing device of claim 36, wherein the detachable storage unit is a memory device other than a disk medium or a tape medium.

39. A recording device for transferring compressed digital data, the recording device comprising:

an internal memory storing the compressed digital data in the recording device;

a controller controlling the internal memory and an interface unit; and

the interface transferring the compressed digital data from the recording device directly to a detachable storage unit, so that an external device can access the compressed digital data from the detachable storage unit, wherein the recording device when attached to the detachable storage unit, but detached from the external device, cannot reproduce data from the detachable storage unit.

40. A system for transferring compressed digital data, the system comprising:

a reproducing device;

a detachable storage unit storing the compressed digital data therein; and

a recording device receiving a command for indicating a mode of reproducing device,

## 12

wherein the reproducing device accesses directly the compressed digital data from the detachable storage unit based on the indicated mode, and

wherein the recording device when attached to the detachable storage unit, but detached from the reproducing device, cannot reproduce data from the detachable storage unit.

41. The system of claim 40, wherein the recording device includes:

an internal memory storing the compressed digital data therein;

a controller controlling the internal memory and an interface unit, and receiving a second command indicating a mode of the recording device; and

the interface unit transferring the compressed digital data from the recording device to the detachable storage unit, so that the reproducing device can access the compressed digital data from the detachable storage unit.

42. The system of claim 41, wherein the reproducing device includes:

a microcomputer generating data select signals indicating which of the compressed digital data in the detachable storage unit to select, generating control signals according to the data select signals, and accessing certain digital data from the detachable storage unit based on the control signals.

43. The system of claim 42, wherein the microcomputer generates the data select signals based on user input.

44. The system of claim 41, wherein the interface unit is a wire-interface.

45. The system of claim 40, wherein the detachable storage unit is a memory device other than a disk medium or a tape medium.

\* \* \* \* \*