US00RE47882E

(19) **United States**

(12) **Reissued Patent**

Al-Ali

(10) **Patent Number: US RE47,882 E**

(45) **Date of Reissued Patent: *Mar. 3, 2020**

(54) **ADAPTIVE ALARM SYSTEM**

(71) Applicant: **MASIMO Corporation**, Irvine, CA (US)

(72) Inventor: **Ammar Al-Ali**, San Juan Capistrano, CA (US)

(73) Assignee: **MASIMO CORPORATION**, Irvine, CA (US)

(*) Notice: This patent is subject to a terminal disclaimer.

(21) Appl. No.: **16/184,908**

(22) Filed: **Nov. 8, 2018**

Related U.S. Patent Documents

Reissue of:

(64) Patent No.: **9,775,570**
Issued: **Oct. 3, 2017**
Appl. No.: **15/583,718**
Filed: **May 1, 2017**

U.S. Applications:

(63) Continuation of application No. 15/881,602, filed on Jan. 26, 2018, now Pat. No. Re. 47,218, which is an (Continued)

(51) **Int. Cl.**
A61B 5/00 (2006.01)
A61B 5/1455 (2006.01)

(52) **U.S. Cl.**
CPC ***A61B 5/746*** (2013.01); *A61B 5/1455* (2013.01); *A61B 5/14552* (2013.01); *A61B 5/74* (2013.01)

(58) **Field of Classification Search**
CPC ... A61B 5/746; A61B 5/1455; A61B 5/14552; A61B 5/74
(Continued)

(56) **References Cited**

U.S. PATENT DOCUMENTS

4,639,718 A 1/1987 Gasper
4,653,498 A 3/1987 New et al.
(Continued)

FOREIGN PATENT DOCUMENTS

WO WO 03/007815 1/2003
WO WO 03/028549 4/2003
(Continued)

OTHER PUBLICATIONS

US 9,579,050 B2, 02/2017, Al-Ali (withdrawn)
(Continued)

Primary Examiner — Beverly M Flanagan
(74) *Attorney, Agent, or Firm* — Knobbe Martens Olson & Bear, LLP

(57) **ABSTRACT**

Systems and electronic processes for reducing electronic alarms in a medical patient monitoring system. For example, a system for reducing electronic alarms can include an optical sensor and one or more hardware processors in electronic communication with the optical sensor. The one or more hardware processors can be programmed to measure oxygen saturation values of a patient over a first period of time, determine if at least one oxygen saturation value obtained over the first period of time exceeds a first alarm threshold, determine whether a first alarm should be triggered based on the determination that the at least one oxygen saturation value obtained over the first period of time exceeds the first alarm threshold, determine a second alarm threshold to be applied during a second period of time subsequent to the first period of time, the second alarm threshold replacing the first alarm threshold.

17 Claims, 14 Drawing Sheets

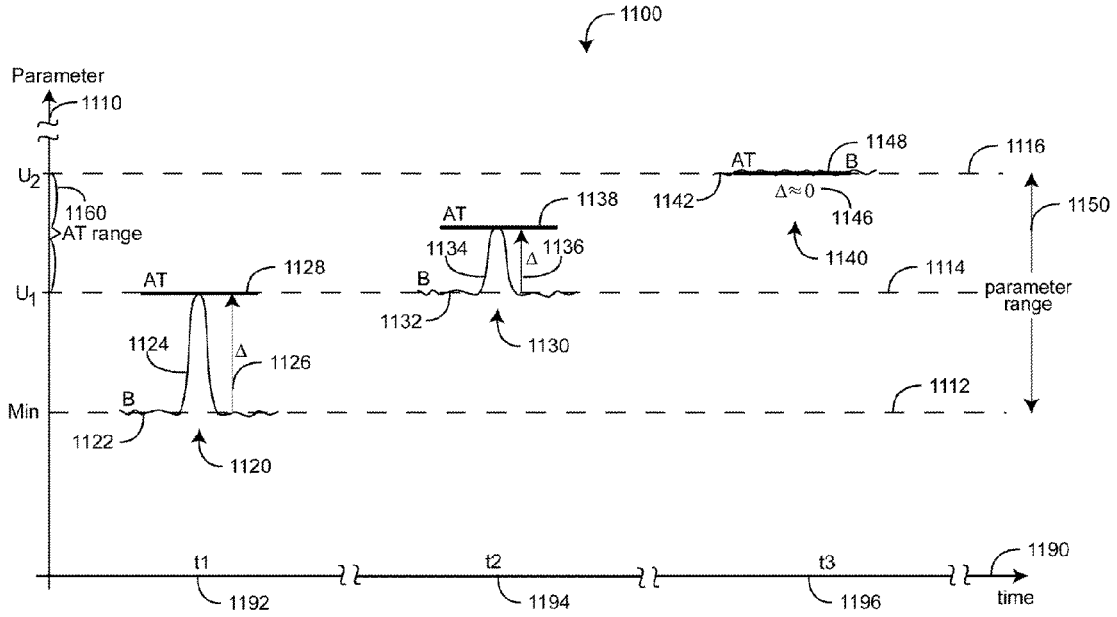

Related U.S. Application Data

application for the reissue of Pat. No. 9,775,570, which is a continuation of application No. 13/037,184, filed on Feb. 28, 2011, now Pat. No. 9,724,024.

(60) Provisional application No. 61/309,419, filed on Mar. 1, 2010, provisional application No. 61/328,630, filed on Apr. 27, 2010.

(58) **Field of Classification Search**
USPC 600/300, 301, 310, 322, 323, 324, 473, 600/476, 500, 508; 356/41, 573.1
See application file for complete search history.

(56) **References Cited**

U.S. PATENT DOCUMENTS

4,960,128	A	10/1990	Gordon et al.
4,964,408	A	10/1990	Hink et al.
5,041,187	A	8/1991	Hink et al.
5,069,213	A	12/1991	Polczynski
5,111,817	A	5/1992	Clark et al.
5,163,438	A	11/1992	Gordon et al.
5,226,417	A	7/1993	Swedlow et al.
5,253,645	A	10/1993	Friedman et al.
5,253,646	A	10/1993	Delpy et al.
5,285,782	A	2/1994	Prosser
5,319,355	A	6/1994	Russek
5,319,363	A	6/1994	Welch
5,337,744	A	8/1994	Branigan
5,341,805	A	8/1994	Stavridi et al.
D353,195	S	12/1994	Savage et al.
D353,196	S	12/1994	Savage et al.
5,377,676	A	1/1995	Vari et al.
D359,546	S	6/1995	Savage et al.
5,431,170	A	7/1995	Mathews
D361,840	S	8/1995	Savage et al.
D362,063	S	9/1995	Savage et al.
5,452,717	A	9/1995	Branigan et al.
D363,120	S	10/1995	Savage et al.
5,456,252	A	10/1995	Vari et al.
5,464,012	A	11/1995	Falcone
5,479,934	A	1/1996	Imran
5,482,036	A	1/1996	Diab et al.
5,490,505	A	2/1996	Diab et al.
5,494,043	A	2/1996	O'Sullivan et al.
5,533,511	A	7/1996	Kaspari et al.
5,534,851	A	7/1996	Russek
5,561,275	A	10/1996	Savage et al.
5,562,002	A	10/1996	Lalin
5,590,649	A	1/1997	Caro et al.
5,602,924	A	2/1997	Durand et al.
5,632,272	A	5/1997	Diab et al.
5,638,816	A	6/1997	Kiani-Azarbayjany et al.
5,638,818	A	6/1997	Diab et al.
5,645,440	A	7/1997	Tobler et al.
5,685,299	A	11/1997	Diab et al.
D393,830	S	4/1998	Tobler et al.
5,743,262	A	4/1998	Lepper, Jr. et al.
5,758,644	A	6/1998	Diab et al.
5,760,910	A	6/1998	Lepper, Jr. et al.
5,769,785	A	6/1998	Diab et al.
5,782,757	A	7/1998	Diab et al.
5,785,659	A	7/1998	Caro et al.
5,791,347	A	8/1998	Flaherty et al.
5,810,734	A	9/1998	Caro et al.
5,823,950	A	10/1998	Diab et al.
5,830,131	A	11/1998	Caro et al.
5,833,618	A	11/1998	Caro et al.
5,860,919	A	1/1999	Kiani-Azarbayjany et al.
5,876,348	A	3/1999	Sugo et al.
5,890,929	A	4/1999	Mills et al.
5,904,654	A	5/1999	Wohltmann et al.
5,919,134	A	7/1999	Diab
5,934,925	A	8/1999	Tobler et al.
5,940,182	A	8/1999	Lepper, Jr. et al.
5,995,855	A	11/1999	Kiani et al.
5,997,343	A	12/1999	Mills et al.
6,002,952	A	12/1999	Diab et al.
6,005,658	A	12/1999	Kaluza et al.
6,011,986	A	1/2000	Diab et al.
6,027,452	A	2/2000	Flaherty et al.
6,036,642	A	3/2000	Diab et al.
6,045,509	A	4/2000	Caro et al.
6,050,951	A	4/2000	Friedman et al.
6,067,462	A	5/2000	Diab et al.
6,081,735	A	6/2000	Diab et al.
6,088,607	A	7/2000	Diab et al.
6,110,522	A	8/2000	Lepper, Jr. et al.
6,124,597	A	9/2000	Shehada
6,128,521	A	10/2000	Marro et al.
6,129,675	A	10/2000	Jay
6,144,868	A	11/2000	Parker
6,151,516	A	11/2000	Kiani-Azarbayjany et al.
6,152,754	A	11/2000	Gerhardt et al.
6,157,850	A	12/2000	Diab et al.
6,165,005	A	12/2000	Mills et al.
6,184,521	B1	2/2001	Coffin, IV et al.
6,190,325	B1	2/2001	Narimatsu
6,206,830	B1	3/2001	Diab et al.
6,229,856	B1	5/2001	Diab et al.
6,232,609	B1	5/2001	Snyder et al.
6,236,872	B1	5/2001	Diab et al.
6,241,661	B1	6/2001	Schluess et al.
6,241,683	B1	6/2001	Macklem et al.
6,253,097	B1	6/2001	Aronow et al.
6,256,523	B1	7/2001	Diab et al.
6,263,222	B1	7/2001	Diab et al.
6,278,522	B1	8/2001	Lepper, Jr. et al.
6,280,213	B1	8/2001	Tobler et al.
6,285,896	B1	9/2001	Tobler et al.
6,301,493	B1	10/2001	Marro et al.
6,317,627	B1	11/2001	Ennen et al.
6,321,100	B1	11/2001	Parker
6,325,761	B1	12/2001	Jay
6,334,065	B1	12/2001	Al-Ali et al.
6,343,224	B1	1/2002	Parker
6,349,228	B1	2/2002	Kiani et al.
6,360,114	B1	3/2002	Diab et al.
6,368,283	B1	4/2002	Xu et al.
6,371,921	B1	4/2002	Caro et al.
6,377,829	B1	4/2002	Al-Ali
6,388,240	B2	5/2002	Schulz et al.
6,397,091	B2	5/2002	Diab et al.
6,430,437	B1	8/2002	Marro
6,430,525	B1	8/2002	Weber et al.
6,463,311	B1	10/2002	Diab
6,470,199	B1	10/2002	Kopotic et al.
6,501,975	B2	12/2002	Diab et al.
6,505,059	B1	1/2003	Kollias et al.
6,515,273	B2	2/2003	Al-Ali
6,519,487	B1	2/2003	Parker
6,525,386	B1	2/2003	Mills et al.
6,526,300	B1	2/2003	Kiani et al.
6,541,756	B2	4/2003	Schulz et al.
6,542,764	B1	4/2003	Al-Ali et al.
6,553,242	B1	4/2003	Sarussi
6,580,086	B1	6/2003	Schulz et al.
6,584,336	B1	6/2003	Ali et al.
6,595,316	B2	7/2003	Cybulski et al.
6,597,932	B2	7/2003	Tian et al.
6,597,933	B2	7/2003	Kiani et al.
6,606,511	B1	8/2003	Ali et al.
6,632,181	B2	10/2003	Flaherty et al.
6,639,668	B1	10/2003	Trepagnier
6,640,116	B2	10/2003	Diab
6,643,530	B2	11/2003	Diab et al.
6,645,155	B2	11/2003	Inukai et al.
6,650,917	B2	11/2003	Diab et al.
6,654,624	B2	11/2003	Diab et al.
6,658,276	B2	12/2003	Kiani et al.
6,661,161	B1	12/2003	Lanzo et al.
6,671,531	B2	12/2003	Al-Ali et al.
6,678,543	B2	1/2004	Diab et al.
6,684,090	B2	1/2004	Ali et al.

(56) **References Cited**

U.S. PATENT DOCUMENTS

6,684,091 B2 1/2004 Parker
6,697,656 B1 2/2004 Al-Ali
6,697,657 B1 2/2004 Shehada et al.
6,697,658 B2 2/2004 Al-Ali
RE38,476 E 3/2004 Diab et al.
6,699,194 B1 3/2004 Diab et al.
6,714,804 B2 3/2004 Al-Ali et al.
RE38,492 E 4/2004 Diab et al.
6,721,582 B2 4/2004 Trepagnier et al.
6,721,585 B1 4/2004 Parker
6,725,075 B2 4/2004 Al-Ali
6,728,560 B2 4/2004 Kollias et al.
6,735,459 B2 5/2004 Parker
6,745,060 B2 6/2004 Diab et al.
6,754,516 B2 6/2004 Mannheimer
6,760,607 B2 7/2004 Al-Ali
6,770,028 B1 8/2004 Ali et al.
6,771,994 B2 8/2004 Kiani et al.
6,792,300 B1 9/2004 Diab et al.
6,813,511 B2 11/2004 Diab et al.
6,816,741 B2 11/2004 Diab
6,822,564 B2 11/2004 Al-Ali
6,826,419 B2 11/2004 Diab et al.
6,830,711 B2 12/2004 Mills et al.
6,850,787 B2 2/2005 Weber et al.
6,850,788 B2 2/2005 Al-Ali
6,852,083 B2 2/2005 Caro et al.
6,861,639 B2 3/2005 Al-Ali
6,898,452 B2 5/2005 Al-Ali et al.
6,920,345 B2 7/2005 Al-Ali et al.
6,931,268 B1 8/2005 Kiani-Azarbayjany et al.
6,934,570 B2 8/2005 Kiani et al.
6,939,305 B2 9/2005 Flaherty et al.
6,943,348 B1 9/2005 Coffin, IV
6,950,687 B2 9/2005 Al-Ali
6,961,598 B2 11/2005 Diab
6,970,792 B1 11/2005 Diab
6,979,812 B2 12/2005 Al-Ali
6,985,764 B2 1/2006 Mason et al.
6,993,371 B2 1/2006 Kiani et al.
6,996,427 B2 2/2006 Ali et al.
6,999,904 B2 2/2006 Weber et al.
7,003,338 B2 2/2006 Weber et al.
7,003,339 B2 2/2006 Diab et al.
7,015,451 B2 3/2006 Dalke et al.
7,024,233 B2 4/2006 Ali et al.
7,027,849 B2 4/2006 Al-Ali
7,030,749 B2 4/2006 Al-Ali
7,039,449 B2 5/2006 Al-Ali
7,041,060 B2 5/2006 Flaherty et al.
7,044,918 B2 5/2006 Diab
7,067,893 B2 6/2006 Mills et al.
7,096,052 B2 8/2006 Mason et al.
7,096,054 B2 8/2006 Abdul-Hafiz et al.
7,123,950 B2 10/2006 Mannheimer
7,132,641 B2 11/2006 Schulz et al.
7,142,901 B2 11/2006 Kiani et al.
7,149,561 B2 12/2006 Diab
7,186,966 B2 3/2007 Al-Ali
7,190,261 B2 3/2007 Al-Ali
7,215,984 B2 5/2007 Diab
7,215,986 B2 5/2007 Diab
7,221,971 B2 5/2007 Diab
7,225,006 B2 5/2007 Al-Ali et al.
7,225,007 B2 5/2007 Al-Ali
RE39,672 E 6/2007 Shehada et al.
7,239,905 B2 7/2007 Kiani-Azarbayjany et al.
7,245,953 B1 7/2007 Parker
7,254,429 B2 8/2007 Schurman et al.
7,254,431 B2 8/2007 Al-Ali
7,254,433 B2 8/2007 Diab et al.
7,254,434 B2 8/2007 Schulz et al.
7,272,425 B2 9/2007 Al-Ali
7,274,955 B2 9/2007 Kiani et al.
D554,263 S 10/2007 Al-Ali
7,280,858 B2 10/2007 Al-Ali et al.
7,289,835 B2 10/2007 Mansfield et al.
7,292,883 B2 11/2007 De Felice et al.
7,295,866 B2 11/2007 Al-Ali
7,328,053 B1 2/2008 Diab et al.
7,332,784 B2 2/2008 Mills et al.
7,340,287 B2 3/2008 Mason et al.
7,341,559 B2 3/2008 Schulz et al.
7,343,186 B2 3/2008 Lamego et al.
D566,282 S 4/2008 Al-Ali et al.
7,355,512 B1 4/2008 Al-Ali
7,356,365 B2 4/2008 Schurman
7,371,981 B2 5/2008 Abdul-Hafiz
7,373,193 B2 5/2008 Al-Ali et al.
7,373,194 B2 5/2008 Weber et al.
7,376,453 B1 5/2008 Diab et al.
7,377,794 B2 5/2008 Al-Ali et al.
7,377,899 B2 5/2008 Weber et al.
7,383,070 B2 6/2008 Diab et al.
7,415,297 B2 8/2008 Al-Ali et al.
7,428,432 B2 9/2008 Ali et al.
7,438,683 B2 10/2008 Al-Ali et al.
7,440,787 B2 10/2008 Diab
7,454,240 B2 11/2008 Diab et al.
7,467,002 B2 12/2008 Weber et al.
7,469,157 B2 12/2008 Diab et al.
7,471,969 B2 12/2008 Diab et al.
7,471,971 B2 12/2008 Diab et al.
7,483,729 B2 1/2009 Al-Ali et al.
7,483,730 B2 1/2009 Diab et al.
7,489,958 B2 2/2009 Diab et al.
7,496,391 B2 2/2009 Diab et al.
7,496,393 B2 2/2009 Diab et al.
D587,657 S 3/2009 Al-Ali et al.
7,499,741 B2 3/2009 Diab et al.
7,499,835 B2 3/2009 Weber et al.
7,500,950 B2 3/2009 Al-Ali et al.
7,509,154 B2 3/2009 Diab et al.
7,509,494 B2 3/2009 Al-Ali
7,510,849 B2 3/2009 Schurman et al.
7,526,328 B2 4/2009 Diab et al.
7,530,942 B1 5/2009 Diab
7,530,949 B2 5/2009 Al Ali et al.
7,530,955 B2 5/2009 Diab et al.
7,563,110 B2 7/2009 Al-Ali et al.
7,596,398 B2 9/2009 Al-Ali et al.
7,618,375 B2 11/2009 Flaherty
D606,659 S 12/2009 Kiani et al.
7,647,083 B2 1/2010 Al-Ali et al.
D609,193 S 2/2010 Al-Ali et al.
D614,305 S 4/2010 Al-Ali et al.
RE41,317 E 5/2010 Parker
7,729,733 B2 6/2010 Al-Ali et al.
7,734,320 B2 6/2010 Al-Ali
7,761,127 B2 7/2010 Al-Ali et al.
7,761,128 B2 7/2010 Al-Ali et al.
7,764,982 B2 7/2010 Dalke et al.
D621,516 S 8/2010 Kiani et al.
7,791,155 B2 9/2010 Diab
7,801,581 B2 9/2010 Diab
7,822,452 B2 10/2010 Schurman et al.
RE41,912 E 11/2010 Parker
7,844,313 B2 11/2010 Kiani et al.
7,844,314 B2 11/2010 Al-Ali
7,844,315 B2 11/2010 Al-Ali
7,865,222 B2 1/2011 Weber et al.
7,873,497 B2 1/2011 Weber et al.
7,880,606 B2 2/2011 Al-Ali
7,880,626 B2 2/2011 Al-Ali et al.
7,891,355 B2 2/2011 Al-Ali et al.
7,894,868 B2 2/2011 Al-Ali et al.
7,899,507 B2 3/2011 Al-Ali et al.
7,899,518 B2 3/2011 Trepagnier et al.
7,904,132 B2 3/2011 Weber et al.
7,909,772 B2 3/2011 Popov et al.
7,910,875 B2 3/2011 Al-Ali
7,919,713 B2 4/2011 Al-Ali et al.
7,937,128 B2 5/2011 Al-Ali
7,937,129 B2 5/2011 Mason et al.

(56) **References Cited**

U.S. PATENT DOCUMENTS

7,937,130 B2 5/2011 Diab et al.
7,941,199 B2 5/2011 Kiani
7,951,086 B2 5/2011 Flaherty et al.
7,957,780 B2 6/2011 Lamego et al.
7,962,188 B2 6/2011 Kiani et al.
7,962,190 B1 6/2011 Diab et al.
7,976,472 B2 7/2011 Kiani
7,988,637 B2 8/2011 Diab
7,990,382 B2 8/2011 Kiani
7,991,446 B2 8/2011 Ali et al.
8,000,761 B2 8/2011 Al-Ali
8,008,088 B2 8/2011 Bellott et al.
RE42,753 E 9/2011 Kiani-Azarbayjany et al.
8,019,400 B2 9/2011 Diab et al.
8,028,701 B2 10/2011 Al-Ali et al.
8,029,765 B2 10/2011 Bellott et al.
8,036,727 B2 10/2011 Schurman et al.
8,036,728 B2 10/2011 Diab et al.
8,046,040 B2 10/2011 Ali et al.
8,046,041 B2 10/2011 Diab et al.
8,046,042 B2 10/2011 Diab et al.
8,048,040 B2 11/2011 Kiani
8,050,728 B2 11/2011 Al-Ali et al.
RE43,169 E 2/2012 Parker
8,118,620 B2 2/2012 Al-Ali et al.
8,126,528 B2 2/2012 Diab et al.
8,128,572 B2 3/2012 Diab et al.
8,130,105 B2 3/2012 Al-Ali et al.
8,145,287 B2 3/2012 Diab et al.
8,150,487 B2 4/2012 Diab et al.
8,175,672 B2 5/2012 Parker
8,180,420 B2 5/2012 Diab et al.
8,182,443 B1 5/2012 Kiani
8,185,180 B2 5/2012 Diab et al.
8,190,223 B2 5/2012 Al-Ali et al.
8,190,227 B2 5/2012 Diab et al.
8,203,438 B2 6/2012 Kiani et al.
8,203,704 B2 6/2012 Merritt et al.
8,204,566 B2 6/2012 Schurman et al.
8,219,172 B2 7/2012 Schurman et al.
8,224,411 B2 7/2012 Al-Ali et al.
8,228,181 B2 7/2012 Al-Ali
8,229,533 B2 7/2012 Diab et al.
8,233,955 B2 7/2012 Al-Ali et al.
8,244,325 B2 8/2012 Al-Ali et al.
8,255,026 B1 8/2012 Al-Ali
8,255,027 B2 8/2012 Al-Ali et al.
8,255,028 B2 8/2012 Al-Ali et al.
8,260,577 B2 9/2012 Weber et al.
8,265,723 B1 9/2012 McHale et al.
8,274,360 B2 9/2012 Sampath et al.
8,301,217 B2 10/2012 Al-Ali et al.
8,306,596 B2 11/2012 Schurman et al.
8,310,336 B2 11/2012 Muhsin et al.
8,315,683 B2 11/2012 Al-Ali et al.
RE43,860 E 12/2012 Parker
8,337,403 B2 12/2012 Al-Ali et al.
8,346,330 B2 1/2013 Lamego
8,353,842 B2 1/2013 Al-Ali et al.
8,355,766 B2 1/2013 MacNeish, III et al.
8,359,080 B2 1/2013 Diab et al.
8,364,223 B2 1/2013 Al-Ali et al.
8,364,226 B2 1/2013 Diab et al.
8,374,665 B2 2/2013 Lamego
8,385,995 B2 2/2013 Al-Ali et al.
8,385,996 B2 2/2013 Smith et al.
8,388,353 B2 3/2013 Kiani et al.
8,399,822 B2 3/2013 Al-Ali
8,401,602 B2 3/2013 Kiani
8,401,607 B2 3/2013 Mannheimer
8,405,608 B2 3/2013 Al-Ali et al.
8,414,499 B2 4/2013 Al-Ali et al.
8,418,524 B2 4/2013 Al-Ali
8,423,106 B2 4/2013 Lamego et al.
8,428,967 B2 4/2013 Olsen et al.
8,430,817 B1 4/2013 Al-Ali et al.
8,437,825 B2 5/2013 Dalvi et al.
8,455,290 B2 6/2013 Siskavich
8,457,703 B2 6/2013 Al-Ali
8,457,707 B2 6/2013 Kiani
8,463,349 B2 6/2013 Diab et al.
8,466,286 B2 6/2013 Bellott et al.
8,471,713 B2 6/2013 Poeze et al.
8,473,020 B2 6/2013 Kiani et al.
8,483,787 B2 7/2013 Al-Ali et al.
8,489,364 B2 7/2013 Weber et al.
8,498,684 B2 7/2013 Weber et al.
8,504,128 B2 8/2013 Blank et al.
8,509,867 B2 8/2013 Workman et al.
8,515,509 B2 8/2013 Bruinsma et al.
8,523,781 B2 9/2013 Al-Ali
8,529,301 B2 9/2013 Al-Ali et al.
8,532,727 B2 9/2013 Ali et al.
8,532,728 B2 9/2013 Diab et al.
D692,145 S 10/2013 Al-Ali et al.
8,547,209 B2 10/2013 Kiani et al.
8,548,548 B2 10/2013 Al-Ali
8,548,549 B2 10/2013 Schurman et al.
8,548,550 B2 10/2013 Al-Ali et al.
8,554,297 B2 10/2013 Moon et al.
8,560,032 B2 10/2013 Al-Ali et al.
8,560,034 B1 10/2013 Diab et al.
8,570,167 B2 10/2013 Al-Ali
8,570,503 B2 10/2013 Vo et al.
8,571,617 B2 10/2013 Reichgott et al.
8,571,618 B1 10/2013 Lamego et al.
8,571,619 B2 10/2013 Al-Ali et al.
8,577,431 B2 11/2013 Lamego et al.
8,581,732 B2 11/2013 Al-Ali et al.
8,584,345 B2 11/2013 Al-Ali et al.
8,588,880 B2 11/2013 Abdul-Hafiz et al.
8,600,467 B2 12/2013 Al-Ali et al.
8,606,342 B2 12/2013 Diab
8,626,255 B2 1/2014 Al-Ali et al.
8,630,691 B2 1/2014 Lamego et al.
8,634,889 B2 1/2014 Al-Ali et al.
8,641,631 B2 2/2014 Sierra et al.
8,652,060 B2 2/2014 Al-Ali
8,663,107 B2 3/2014 Kiani
8,666,468 B1 3/2014 Al-Ali
8,667,967 B2 3/2014 Al-Ali et al.
8,670,811 B2 3/2014 O'Reilly
8,670,814 B2 3/2014 Diab et al.
8,676,286 B2 3/2014 Weber et al.
8,682,407 B2 3/2014 Al-Ali
RE44,823 E 4/2014 Parker
RE44,875 E 4/2014 Kiani et al.
8,690,799 B2 4/2014 Telfort et al.
8,700,112 B2 4/2014 Kiani
8,702,627 B2 4/2014 Telfort et al.
8,706,179 B2 4/2014 Parker
8,712,494 B1 4/2014 Macneish, III et al.
8,715,206 B2 5/2014 Telfort et al.
8,718,735 B2 5/2014 Lamego et al.
8,718,737 B2 5/2014 Diab et al.
8,718,738 B2 5/2014 Blank et al.
8,720,249 B2 5/2014 Al-Ali
8,721,541 B2 5/2014 Al-Ali et al.
8,721,542 B2 5/2014 Al-Ali et al.
8,723,677 B1 5/2014 Kiani
8,740,792 B1 6/2014 Kiani et al.
8,754,776 B2 6/2014 Poeze et al.
8,755,535 B2 6/2014 Telfort et al.
8,755,856 B2 6/2014 Diab et al.
8,755,872 B1 6/2014 Marinow
8,761,850 B2 6/2014 Lamego
8,764,671 B2 7/2014 Kiani
8,768,423 B2 7/2014 Shakespeare et al.
8,771,204 B2 7/2014 Telfort et al.
8,777,634 B2 7/2014 Kiani et al.
8,781,543 B2 7/2014 Diab et al.
8,781,544 B2 7/2014 Al-Ali et al.
8,781,549 B2 7/2014 Al-Ali et al.
8,788,003 B2 7/2014 Schurman et al.

(56) **References Cited**

U.S. PATENT DOCUMENTS

8,790,268 B2 7/2014 Al-Ali
8,801,613 B2 8/2014 Al-Ali et al.
8,821,397 B2 9/2014 Al-Ali et al.
8,821,415 B2 9/2014 Al-Ali et al.
8,830,449 B1 9/2014 Lamego et al.
8,831,700 B2 9/2014 Schurman et al.
8,838,196 B2 9/2014 Mannheimer
8,840,549 B2 9/2014 Al-Ali et al.
8,847,740 B2 9/2014 Kiani et al.
8,849,365 B2 9/2014 Smith et al.
8,852,094 B2 10/2014 Al-Ali et al.
8,852,115 B2 10/2014 Muir
8,852,994 B2 10/2014 Wojtczuk et al.
8,868,147 B2 10/2014 Stippick et al.
8,868,150 B2 10/2014 Al-Ali et al.
8,870,792 B2 10/2014 Al-Ali et al.
8,886,271 B2 11/2014 Kiani et al.
8,888,539 B2 11/2014 Al-Ali et al.
8,888,708 B2 11/2014 Diab et al.
8,892,180 B2 11/2014 Weber et al.
8,897,847 B2 11/2014 Al-Ali
8,909,310 B2 12/2014 Lamego et al.
8,911,377 B2 12/2014 Al-Ali
8,912,909 B2 12/2014 Al-Ali et al.
8,920,317 B2 12/2014 Al-Ali et al.
8,921,699 B2 12/2014 Al-Ali et al.
8,922,382 B2 12/2014 Al-Ali et al.
8,929,964 B2 1/2015 Al-Ali et al.
8,942,777 B2 1/2015 Diab et al.
8,948,834 B2 2/2015 Diab et al.
8,948,835 B2 2/2015 Diab
8,956,294 B2 2/2015 McCombie et al.
8,965,471 B2 2/2015 Lamego
8,983,564 B2 3/2015 Al-Ali
8,989,831 B2 3/2015 Al-Ali et al.
8,996,085 B2 3/2015 Kiani et al.
8,998,809 B2 4/2015 Kiani
9,028,407 B1 5/2015 Bennett-Guerrero
9,028,429 B2 5/2015 Telfort et al.
9,037,207 B2 5/2015 Al-Ali et al.
9,060,721 B2 6/2015 Reichgott et al.
9,066,666 B2 6/2015 Kiani
9,066,680 B1 6/2015 Al-Ali et al.
9,072,474 B2 7/2015 Al-Ali et al.
9,078,560 B2 7/2015 Schurman et al.
9,084,569 B2 7/2015 Weber et al.
9,095,316 B2 8/2015 Welch et al.
9,106,038 B2 8/2015 Telfort et al.
9,107,625 B2 8/2015 Telfort et al.
9,107,626 B2 8/2015 Al-Ali et al.
9,113,831 B2 8/2015 Al-Ali
9,113,832 B2 8/2015 Al-Ali
9,119,595 B2 9/2015 Lamego
9,131,881 B2 9/2015 Diab et al.
9,131,882 B2 9/2015 Al-Ali et al.
9,131,883 B2 9/2015 Al-Ali
9,131,917 B2 9/2015 Telfort et al.
9,138,180 B1 9/2015 Coverston et al.
9,138,182 B2 9/2015 Al-Ali et al.
9,138,192 B2 9/2015 Weber et al.
9,142,117 B2 9/2015 Muhsin et al.
9,153,112 B1 10/2015 Kiani et al.
9,153,121 B2 10/2015 Kiani et al.
9,161,696 B2 10/2015 Al-Ali et al.
9,161,713 B2 10/2015 Al-Ali et al.
9,167,995 B2 10/2015 Lamego et al.
9,176,141 B2 11/2015 Al-Ali et al.
9,186,102 B2 11/2015 Bruinsma et al.
9,192,312 B2 11/2015 Al-Ali
9,192,329 B2 11/2015 Al-Ali
9,192,351 B1 11/2015 Telfort et al.
9,195,385 B2 11/2015 Al-Ali et al.
9,211,072 B2 12/2015 Kiani
9,211,095 B1 12/2015 Al-Ali
9,218,454 B2 12/2015 Kiani et al.
9,226,696 B2 1/2016 Kiani
9,241,662 B2 1/2016 Al-Ali et al.
9,245,668 B1 1/2016 Vo et al.
9,259,185 B2 2/2016 Abdul-Hafiz et al.
9,267,572 B2 2/2016 Barker et al.
9,277,880 B2 3/2016 Poeze et al.
9,289,167 B2 3/2016 Diab et al.
9,295,421 B2 3/2016 Kiani et al.
9,307,928 B1 4/2016 Al-Ali et al.
9,323,894 B2 4/2016 Kiani
D755,392 S 5/2016 Hwang et al.
9,326,712 B1 5/2016 Kiani
9,333,316 B2 5/2016 Kiani
9,339,220 B2 5/2016 Lamego et al.
9,341,565 B2 5/2016 Lamego et al.
9,351,673 B2 5/2016 Diab et al.
9,351,675 B2 5/2016 Al-Ali et al.
9,364,181 B2 6/2016 Kiani et al.
9,368,671 B2 6/2016 Wojtczuk et al.
9,370,325 B2 6/2016 Al-Ali et al.
9,370,326 B2 6/2016 McHale et al.
9,370,335 B2 6/2016 Al-ali et al.
9,375,185 B2 6/2016 Ali et al.
9,386,953 B2 7/2016 Al-Ali
9,386,961 B2 7/2016 Al-Ali et al.
9,392,945 B2 7/2016 Al-Ali et al.
9,397,448 B2 7/2016 Al-Ali et al.
9,408,542 B1 8/2016 Kinast et al.
9,436,645 B2 9/2016 Al-Ali et al.
9,445,759 B1 9/2016 Lamego et al.
9,466,919 B2 10/2016 Kiani et al.
9,474,474 B2 10/2016 Lamego et al.
9,480,422 B2 11/2016 Al-Ali
9,480,435 B2 11/2016 Olsen
9,492,110 B2 11/2016 Al-Ali et al.
9,510,779 B2 12/2016 Poeze et al.
9,517,024 B2 12/2016 Kiani et al.
9,532,722 B2 1/2017 Lamego et al.
9,538,949 B2 1/2017 Al-Ali et al.
9,538,980 B2 1/2017 Telfort et al.
9,549,696 B2 1/2017 Lamego et al.
9,554,737 B2 1/2017 Schurman et al.
9,560,996 B2 2/2017 Kiani
9,560,998 B2 2/2017 Al-Ali et al.
9,566,019 B2 2/2017 Al-Ali et al.
9,579,039 B2 2/2017 Jansen et al.
9,591,975 B2 3/2017 Dalvi et al.
9,622,693 B2 4/2017 Diab
D788,312 S 5/2017 Al-Ali et al.
9,636,055 B2 5/2017 Al-Ali et al.
9,636,056 B2 5/2017 Al-Ali
9,649,054 B2 5/2017 Lamego et al.
9,662,052 B2 5/2017 Al-Ali et al.
9,668,679 B2 6/2017 Schurman et al.
9,668,680 B2 6/2017 Bruinsma et al.
9,668,703 B2 6/2017 Al-Ali
9,675,286 B2 6/2017 Diab
9,687,160 B2 6/2017 Kiani
9,693,719 B2 7/2017 Al-Ali et al.
9,693,737 B2 7/2017 Al-Ali
9,697,928 B2 7/2017 Al-Ali et al.
9,717,425 B2 8/2017 Kiani et al.
9,717,458 B2 8/2017 Lamego et al.
9,724,016 B1 8/2017 Al-Ali et al.
9,724,024 B2 8/2017 Al-Ali
9,724,025 B1 8/2017 Kiani et al.
9,730,640 B2 8/2017 Diab et al.
9,743,887 B2 8/2017 Al-Ali et al.
9,749,232 B2 8/2017 Sampath et al.
9,750,442 B2 9/2017 Olsen
9,750,443 B2 9/2017 Smith et al.
9,750,461 B1 9/2017 Telfort
9,775,545 B2 10/2017 Al-Ali et al.
9,775,546 B2 10/2017 Diab et al.
9,775,570 B2 10/2017 Al-Ali
9,778,079 B1 10/2017 Al-Ali et al.
9,782,077 B2 10/2017 Lamego et al.
9,782,110 B2 10/2017 Kiani
9,787,568 B2 10/2017 Lamego et al.

(56) **References Cited**

U.S. PATENT DOCUMENTS

9,788,735 B2 10/2017 Al-Ali
9,788,768 B2 10/2017 Al-Ali et al.
9,795,300 B2 10/2017 Al-Ali
9,795,310 B2 10/2017 Al-Ali
9,795,358 B2 10/2017 Telfort et al.
9,795,739 B2 10/2017 Al-Ali et al.
9,801,556 B2 10/2017 Kiani
9,801,588 B2 10/2017 Weber et al.
9,808,188 B1 11/2017 Perea et al.
9,814,418 B2 11/2017 Weber et al.
9,820,691 B2 11/2017 Kiani
9,833,152 B2 12/2017 Kiani et al.
9,833,180 B2 12/2017 Shakespeare et al.
9,839,379 B2 12/2017 Al-Ali et al.
9,839,381 B1 12/2017 Weber et al.
9,847,002 B2 12/2017 Kiani et al.
9,847,749 B2 12/2017 Kiani et al.
9,848,800 B1 12/2017 Lee et al.
9,848,806 B2 12/2017 Al-Ali et al.
9,848,807 B2 12/2017 Lamego
9,861,298 B2 1/2018 Eckerbom et al.
9,861,304 B2 1/2018 Al-Ali et al.
9,861,305 B1 1/2018 Weber et al.
9,867,578 B2 1/2018 Al-Ali et al.
9,872,623 B2 1/2018 Al-Ali
9,876,320 B2 1/2018 Coverston et al.
9,877,650 B2 1/2018 Muhsin et al.
9,877,686 B2 1/2018 Al-Ali et al.
9,891,079 B2 2/2018 Dalvi
9,895,107 B2 2/2018 Al-Ali et al.
9,913,617 B2 3/2018 Al-Ali et al.
9,924,893 B2 3/2018 Schurman et al.
9,924,897 B1 3/2018 Abdul-Hafiz
9,936,917 B2 4/2018 Poeze et al.
9,943,269 B2 4/2018 Muhsin et al.
9,949,676 B2 4/2018 Al-Ali
9,955,937 B2 5/2018 Telfort
9,965,946 B2 5/2018 Al-Ali
9,980,667 B2 5/2018 Kiani et al.
D820,865 S 6/2018 Muhsin et al.
9,986,919 B2 6/2018 Lamego et al.
9,986,952 B2 6/2018 Dalvi et al.
9,989,560 B2 6/2018 Poeze et al.
9,993,207 B2 6/2018 Al-Ali et al.
10,007,758 B2 6/2018 Al-Ali et al.
D822,215 S 7/2018 Al-Ali et al.
D822,216 S 7/2018 Barker et al.
10,010,276 B2 7/2018 Al-Ali et al.
10,032,002 B2 7/2018 Kiani et al.
10,039,482 B2 8/2018 Al-Ali et al.
10,052,037 B2 8/2018 Kinast et al.
10,058,275 B2 8/2018 Al-Ali et al.
10,064,562 B2 9/2018 Al-Ali
10,086,138 B1 10/2018 Novak, Jr.
10,092,200 B2 10/2018 Al-Ali et al.
10,092,249 B2 10/2018 Kiani et al.
10,098,550 B2 10/2018 Al-Ali et al.
10,098,591 B2 10/2018 Al-Ali et al.
10,098,610 B2 10/2018 Al-Ali et al.
D833,624 S 11/2018 DeJong et al.
10,123,726 B2 11/2018 Al-Ali et al.
10,130,289 B2 11/2018 Al-Ali et al.
10,130,291 B2 11/2018 Schurman et al.
D835,282 S 12/2018 Barker et al.
D835,283 S 12/2018 Barker et al.
D835,284 S 12/2018 Barker et al.
D835,285 S 12/2018 Barker et al.
10,149,616 B2 12/2018 Al-Ali et al.
10,154,815 B2 12/2018 Al-Ali et al.
10,159,412 B2 12/2018 Lamego et al.
10,188,296 B2 1/2019 Al-Ali et al.
10,188,331 B1 1/2019 Al-Ali et al.
10,188,348 B2 1/2019 Kiani et al.
RE47,218 E 2/2019 Ali-Ali
RE47,244 E 2/2019 Kiani et al.
RE47,249 E 2/2019 Kiani et al.
10,194,847 B2 2/2019 Al-Ali
10,194,848 B1 2/2019 Kiani et al.
10,201,298 B2 2/2019 Al-Ali et al.
10,205,272 B2 2/2019 Kiani et al.
10,205,291 B2 2/2019 Scruggs et al.
10,213,108 B2 2/2019 Al-Ali
10,219,706 B2 3/2019 Al-Ali
10,219,746 B2 3/2019 McHale et al.
10,226,187 B2 3/2019 Al-Ali et al.
10,226,576 B2 3/2019 Kiani
10,231,657 B2 3/2019 Al-Ali et al.
10,231,670 B2 3/2019 Blank et al.
10,231,676 B2 3/2019 Al-Ali et al.
RE47,353 E 4/2019 Kiani et al.
10,251,585 B2 4/2019 Al-Ali et al.
10,251,586 B2 4/2019 Lamego
10,255,994 B2 4/2019 Sampath et al.
10,258,265 B1 4/2019 Poeze et al.
10,258,266 B1 4/2019 Poeze et al.
10,271,748 B2 4/2019 Al-Ali
10,278,626 B2 5/2019 Schurman et al.
10,278,648 B2 5/2019 Al-Ali et al.
10,279,247 B2 5/2019 Kiani
10,292,628 B1 5/2019 Poeze et al.
10,292,657 B2 5/2019 Abdul-Hafiz et al.
10,292,664 B2 5/2019 Al-Ali
10,299,708 B1 5/2019 Poeze et al.
10,299,709 B2 5/2019 Perea et al.
10,305,775 B2 5/2019 Lamego et al.
10,307,111 B2 6/2019 Muhsin et al.
10,325,681 B2 6/2019 Sampath et al.
10,327,337 B2 6/2019 Triman et al.
10,327,713 B2 6/2019 Barker et al.
10,332,630 B2 6/2019 Al-Ali
10,335,033 B2 7/2019 Al-Ali
10,335,068 B2 7/2019 Poeze et al.
10,335,072 B2 7/2019 Al-Ali et al.
10,342,470 B2 7/2019 Al-Ali et al.
10,342,487 B2 7/2019 Al-Ali et al.
10,342,497 B2 7/2019 Al-Ali et al.
10,349,895 B2 7/2019 Telfort et al.
10,349,898 B2 7/2019 Al-Ali et al.
10,354,504 B2 7/2019 Kiani et al.
10,357,206 B2 7/2019 Weber et al.
10,357,209 B2 7/2019 Al-Ali
10,366,787 B2 7/2019 Sampath et al.
10,368,787 B2 8/2019 Reichgott et al.
10,376,190 B1 8/2019 Poeze et al.
10,376,191 B1 8/2019 Poeze et al.
10,383,520 B2 8/2019 Wojtczuk et al.
10,383,527 B2 8/2019 Al-Ali
10,388,120 B2 8/2019 Muhsin et al.
10,398,320 B2 9/2019 Kiani et al.
10,405,804 B2 9/2019 Al-Ali
10,413,666 B2 9/2019 Al-Ali et al.
10,420,493 B2 9/2019 Al-Ali et al.
10,433,776 B2 10/2019 Al-Ali
10,441,181 B1 10/2019 Telfort et al.
2004/0162499 A1 8/2004 Nagai et al.
2005/0027182 A1 2/2005 Siddiqui
2005/0177096 A1 8/2005 Bollish
2005/0240091 A1 10/2005 Lynn
2006/0220881 A1 10/2006 Al-Ali
2007/0156031 A1* 7/2007 Sullivan A61B 5/7282 600/300
2007/0282478 A1 12/2007 Al-Ali et al.
2008/0103375 A1 5/2008 Kiani
2008/0157980 A1 7/2008 Sachanandani et al.
2008/0255438 A1 10/2008 Saidara
2008/0281168 A1 11/2008 Gibson
2009/0040874 A1 2/2009 Rooney
2009/0210163 A1 8/2009 Ochs et al.
2009/0247848 A1* 10/2009 Baker, Jr. A61B 5/14551 600/323
2009/0247849 A1 10/2009 McCutcheon et al.
2009/0247924 A1 10/2009 Lamego et al.
2009/0247984 A1 10/2009 Lamego et al.
2009/0275813 A1 11/2009 Davis

(56) **References Cited**

U.S. PATENT DOCUMENTS

2009/0275844 A1 11/2009 Al-Ali
2009/0299157 A1 12/2009 Telfort et al.
2010/0004518 A1 1/2010 Vo et al.
2010/0030040 A1 2/2010 Poeze et al.
2010/0113904 A1 5/2010 Batchelder et al.
2010/0261979 A1 10/2010 Kiani
2011/0001605 A1 1/2011 Kiani et al.
2011/0082711 A1 4/2011 Poeze et al.
2011/0105854 A1 5/2011 Kiani et al.
2011/0125060 A1 5/2011 Telfort et al.
2011/0208015 A1 8/2011 Welch et al.
2011/0209915 A1 9/2011 Telfort et al.
2011/0213212 A1 9/2011 Al-Ali
2011/0230733 A1 9/2011 Al-Ali
2011/0237911 A1 9/2011 Lamego et al.
2011/0237969 A1 9/2011 Eckerbom et al.
2011/0288383 A1 11/2011 Diab
2012/0041316 A1 2/2012 Al Ali et al.
2012/0046557 A1 2/2012 Kiani
2012/0059267 A1 3/2012 Lamego et al.
2012/0088984 A1 4/2012 Al-Ali et al.
2012/0116175 A1 5/2012 Al-Ali et al.
2012/0165629 A1 6/2012 Merritt et al.
2012/0179006 A1 7/2012 Jansen et al.
2012/0209082 A1 8/2012 Al-Ali
2012/0209084 A1 8/2012 Olsen et al.
2012/0227739 A1 9/2012 Kiani
2012/0232366 A1 9/2012 Kiani
2012/0265039 A1 10/2012 Kiani
2012/0283524 A1 11/2012 Kiani et al.
2012/0286955 A1 11/2012 Welch et al.
2012/0296178 A1 11/2012 Lamego et al.
2012/0319816 A1 12/2012 Al-Ali
2012/0330112 A1 12/2012 Lamego et al.
2013/0023775 A1 1/2013 Lamego et al.
2013/0041591 A1 2/2013 Lamego
2013/0045685 A1 2/2013 Kiani
2013/0046204 A1 2/2013 Lamego et al.
2013/0060108 A1 3/2013 Schurman et al.
2013/0060147 A1 3/2013 Welch et al.
2013/0096405 A1 4/2013 Garfio
2013/0096936 A1 4/2013 Sampath et al.
2013/0109935 A1 5/2013 Al-Ali et al.
2013/0162433 A1 6/2013 Muhsin et al.
2013/0190581 A1 7/2013 Al-Ali et al.
2013/0197328 A1 8/2013 Diab et al.
2013/0211214 A1 8/2013 Olsen
2013/0243021 A1 9/2013 Siskavich
2013/0253334 A1 9/2013 Al-Ali et al.
2013/0267804 A1 10/2013 Al-Ali
2013/0274571 A1 10/2013 Diab et al.
2013/0274572 A1 10/2013 Al-Ali et al.
2013/0296672 A1 11/2013 O'Neil et al.
2013/0296713 A1 11/2013 Al-Ali et al.
2013/0317370 A1 11/2013 Dalvi et al.
2013/0324808 A1 12/2013 Al-Ali et al.
2013/0331660 A1 12/2013 Al-Ali et al.
2013/0331670 A1 12/2013 Kiani
2013/0338461 A1 12/2013 Lamego et al.
2014/0012100 A1 1/2014 Al-Ali et al.
2014/0025306 A1 1/2014 Weber et al.
2014/0034353 A1 2/2014 Al-Ali et al.
2014/0051952 A1 2/2014 Reichgott et al.
2014/0051953 A1 2/2014 Lamego et al.
2014/0051954 A1 2/2014 Al-Ali et al.
2014/0058230 A1 2/2014 Abdul-Hafiz et al.
2014/0066783 A1 3/2014 Kiani et al.
2014/0077956 A1 3/2014 Sampath et al.
2014/0081100 A1 3/2014 Muhsin et al.
2014/0081175 A1 3/2014 Telfort
2014/0094667 A1 4/2014 Schurman et al.
2014/0100434 A1 4/2014 Diab et al.
2014/0114199 A1 4/2014 Lamego et al.
2014/0120564 A1 5/2014 Workman et al.
2014/0121482 A1 5/2014 Merritt et al.
2014/0121483 A1 5/2014 Kiani
2014/0125495 A1 5/2014 Al-Ali
2014/0127137 A1 5/2014 Bellott et al.
2014/0128696 A1 5/2014 Al-Ali
2014/0128699 A1 5/2014 Al-Ali et al.
2014/0129702 A1 5/2014 Lamego et al.
2014/0135588 A1 5/2014 Al-Ali et al.
2014/0142401 A1 5/2014 Al-Ali et al.
2014/0142402 A1 5/2014 Al-Ali et al.
2014/0163344 A1 6/2014 Al-Ali
2014/0163402 A1 6/2014 Lamego et al.
2014/0166076 A1 6/2014 Kiani et al.
2014/0171763 A1 6/2014 Diab
2014/0180038 A1 6/2014 Kiani
2014/0180154 A1 6/2014 Sierra et al.
2014/0187973 A1 7/2014 Brown et al.
2014/0194709 A1 7/2014 Al-Ali et al.
2014/0194711 A1 7/2014 Al-Ali
2014/0194766 A1 7/2014 Al-Ali et al.
2014/0200420 A1 7/2014 Al-Ali
2014/0200422 A1 7/2014 Weber et al.
2014/0206963 A1 7/2014 Al-Ali
2014/0213864 A1 7/2014 Abdul-Hafiz et al.
2014/0243627 A1 8/2014 Diab et al.
2014/0266790 A1 9/2014 Al-Ali et al.
2014/0275808 A1 9/2014 Poeze et al.
2014/0275835 A1 9/2014 Lamego et al.
2014/0275871 A1 9/2014 Lamego et al.
2014/0275872 A1 9/2014 Merritt et al.
2014/0275881 A1 9/2014 Lamego et al.
2014/0276115 A1 9/2014 Dalvi et al.
2014/0288400 A1 9/2014 Diab et al.
2014/0296664 A1 10/2014 Bruinsma et al.
2014/0303520 A1 10/2014 Telfort et al.
2014/0309506 A1 10/2014 Lamego et al.
2014/0309507 A1 10/2014 Baker, Jr.
2014/0309559 A1 10/2014 Telfort et al.
2014/0316228 A1 10/2014 Blank et al.
2014/0323825 A1 10/2014 Al-Ali et al.
2014/0323897 A1 10/2014 Brown et al.
2014/0323898 A1 10/2014 Purdon et al.
2014/0330092 A1 11/2014 Al-Ali et al.
2014/0330098 A1 11/2014 Merritt et al.
2014/0330099 A1 11/2014 Al-Ali et al.
2014/0333440 A1 11/2014 Kiani
2014/0336481 A1 11/2014 Shakespeare et al.
2014/0343436 A1 11/2014 Kiani
2015/0005600 A1 1/2015 Blank et al.
2015/0011907 A1 1/2015 Purdon et al.
2015/0012231 A1 1/2015 Poeze et al.
2015/0018650 A1 1/2015 Al-Ali et al.
2015/0025406 A1 1/2015 Al-Ali
2015/0032029 A1 1/2015 Al-Ali et al.
2015/0038859 A1 2/2015 Dalvi et al.
2015/0045637 A1 2/2015 Dalvi
2015/0051462 A1 2/2015 Olsen
2015/0080754 A1 3/2015 Purdon et al.
2015/0087936 A1 3/2015 Al-Ali et al.
2015/0094546 A1 4/2015 Al-Ali
2015/0097701 A1 4/2015 Al-Ali et al.
2015/0099950 A1 4/2015 Al-Ali et al.
2015/0099951 A1 4/2015 Al-Ali et al.
2015/0099955 A1 4/2015 Al-Ali et al.
2015/0101844 A1 4/2015 Al-Ali et al.
2015/0106121 A1 4/2015 Muhsin et al.
2015/0112151 A1 4/2015 Muhsin et al.
2015/0116076 A1 4/2015 Al-Ali et al.
2015/0126830 A1 5/2015 Schurman et al.
2015/0133755 A1 5/2015 Smith et al.
2015/0141781 A1 5/2015 Weber et al.
2015/0165312 A1 6/2015 Kiani
2015/0196237 A1 7/2015 Lamego
2015/0216459 A1 8/2015 Al-Ali et al.
2015/0230755 A1 8/2015 Al-Ali et al.
2015/0238722 A1 8/2015 Al-Ali
2015/0245773 A1 9/2015 Lamego et al.
2015/0245794 A1 9/2015 Al-Ali
2015/0257689 A1 9/2015 Al-Ali et al.
2015/0272514 A1 10/2015 Kiani et al.

(56) **References Cited**

U.S. PATENT DOCUMENTS

2015/0351697 A1 12/2015 Weber et al.
2015/0351704 A1 12/2015 Kiani et al.
2015/0359429 A1 12/2015 Al-Ali et al.
2015/0366472 A1 12/2015 Kiani
2015/0366507 A1 12/2015 Blank
2015/0374298 A1 12/2015 Al-Ali et al.
2015/0380875 A1 12/2015 Coverston et al.
2016/0000362 A1 1/2016 Diab et al.
2016/0007930 A1 1/2016 Weber et al.
2016/0029932 A1 2/2016 Al-Ali
2016/0045118 A1 2/2016 Kiani
2016/0051205 A1 2/2016 Al-Ali et al.
2016/0058338 A1 3/2016 Schurman et al.
2016/0058347 A1 3/2016 Reichgott et al.
2016/0066823 A1 3/2016 Al-Ali et al.
2016/0066824 A1 3/2016 Al-Ali et al.
2016/0066879 A1 3/2016 Telfort et al.
2016/0072429 A1 3/2016 Kiani et al.
2016/0081552 A1 3/2016 Wojtczuk et al.
2016/0095543 A1 4/2016 Telfort et al.
2016/0095548 A1 4/2016 Al-Ali et al.
2016/0103598 A1 4/2016 Al-Ali et al.
2016/0113527 A1 4/2016 Al-Ali et al.
2016/0143548 A1 5/2016 Al-Ali
2016/0166182 A1 6/2016 Al-Ali et al.
2016/0166183 A1 6/2016 Poeze et al.
2016/0166188 A1 6/2016 Bruinsma et al.
2016/0166210 A1 6/2016 Al-Ali
2016/0192869 A1 7/2016 Kiani et al.
2016/0196388 A1 7/2016 Lamego
2016/0197436 A1 7/2016 Barker et al.
2016/0213281 A1 7/2016 Eckerbom et al.
2016/0228043 A1 8/2016 O'Neil et al.
2016/0233632 A1 8/2016 Scruggs et al.
2016/0234944 A1 8/2016 Schmidt et al.
2016/0270735 A1 9/2016 Diab et al.
2016/0283665 A1 9/2016 Sampath et al.
2016/0287090 A1 10/2016 Al-Ali et al.
2016/0287786 A1 10/2016 Kiani
2016/0296169 A1 10/2016 McHale et al.
2016/0310052 A1 10/2016 Al-Ali et al.
2016/0314260 A1 10/2016 Kiani
2016/0324486 A1 11/2016 Al-Ali et al.
2016/0324488 A1 11/2016 Olsen
2016/0327984 A1 11/2016 Al-Ali et al.
2016/0328528 A1 11/2016 Al-Ali et al.
2016/0331332 A1 11/2016 Al-Ali
2016/0367173 A1 12/2016 Dalvi et al.
2017/0007134 A1 1/2017 Al-Ali et al.
2017/0007190 A1 1/2017 Al-Ali et al.
2017/0007198 A1 1/2017 Al-Ali et al.
2017/0014083 A1 1/2017 Diab et al.
2017/0014084 A1 1/2017 Al-Ali et al.
2017/0021099 A1 1/2017 Al-Ali et al.
2017/0024748 A1 1/2017 Haider
2017/0027456 A1 2/2017 Kinast et al.
2017/0042488 A1 2/2017 Muhsin
2017/0055847 A1 3/2017 Kiani et al.
2017/0055851 A1 3/2017 Al-Ali
2017/0055882 A1 3/2017 Al-Ali et al.
2017/0055887 A1 3/2017 Al-Ali
2017/0055896 A1 3/2017 Al-Ali et al.
2017/0079594 A1 3/2017 Telfort et al.
2017/0086723 A1 3/2017 Al-Ali et al.
2017/0143281 A1 5/2017 Olsen
2017/0147774 A1 5/2017 Kiani
2017/0156620 A1 6/2017 Al-Ali et al.
2017/0173632 A1 6/2017 Al-Ali
2017/0187146 A1 6/2017 Kiani et al.
2017/0188919 A1 7/2017 Al-Ali et al.
2017/0196464 A1 7/2017 Jansen et al.
2017/0196470 A1 7/2017 Lamego et al.
2017/0202490 A1 7/2017 Al-Ali et al.
2017/0224231 A1 8/2017 Al-Ali
2017/0224262 A1 8/2017 Al-Ali
2017/0228516 A1 8/2017 Sampath et al.
2017/0245790 A1 8/2017 Al-Ali et al.
2017/0251974 A1 9/2017 Shreim et al.
2017/0251975 A1 9/2017 Shreim et al.
2017/0258403 A1 9/2017 Abdul-Hafiz et al.
2017/0311891 A1 11/2017 Kiani et al.
2017/0325728 A1 11/2017 Al-Ali et al.
2017/0332976 A1 11/2017 Al-Ali et al.
2017/0340293 A1 11/2017 Al-Ali et al.
2017/0360310 A1 12/2017 Kiani et al.
2017/0367632 A1 12/2017 Al-Ali et al.
2018/0008146 A1 1/2018 Al-Ali et al.
2018/0013562 A1 1/2018 Haider et al.
2018/0014752 A1 1/2018 Al-Ali et al.
2018/0028124 A1 2/2018 Al-Ali et al.
2018/0055390 A1 3/2018 Kiani et al.
2018/0055430 A1 3/2018 Diab et al.
2018/0064381 A1 3/2018 Shakespeare et al.
2018/0070867 A1 3/2018 Smith et al.
2018/0082767 A1 3/2018 Al-Ali et al.
2018/0085068 A1 3/2018 Telfort
2018/0087937 A1 3/2018 Al-Ali et al.
2018/0103874 A1 4/2018 Lee et al.
2018/0103905 A1 4/2018 Kiani
2018/0125368 A1 5/2018 Lamego et al.
2018/0125430 A1 5/2018 Al-Ali et al.
2018/0125445 A1 5/2018 Telfort et al.
2018/0132769 A1 5/2018 Weber et al.
2018/0146901 A1 5/2018 Al-Ali et al.
2018/0146902 A1 5/2018 Kiani et al.
2018/0153442 A1 6/2018 Eckerbom et al.
2018/0153446 A1 6/2018 Kiani
2018/0153447 A1 6/2018 Al-Ali et al.
2018/0153448 A1 6/2018 Weber et al.
2018/0168491 A1 6/2018 Al-Ali et al.
2018/0184917 A1 7/2018 Kiani
2018/0192924 A1 7/2018 Al-Ali
2018/0192953 A1 7/2018 Shreim et al.
2018/0199871 A1 7/2018 Pauley et al.
2018/0206795 A1 7/2018 Al-Ali
2018/0206815 A1 7/2018 Telfort
2018/0213583 A1 7/2018 Al-Ali
2018/0214090 A1 8/2018 Al-Ali et al.
2018/0218792 A1 8/2018 Muhsin et al.
2018/0225960 A1 8/2018 Al-Ali et al.
2018/0238718 A1 8/2018 Dalvi
2018/0242853 A1 8/2018 Al-Ali
2018/0242921 A1 8/2018 Muhsin et al.
2018/0242923 A1 8/2018 Al-Ali et al.
2018/0242926 A1 8/2018 Muhsin et al.
2018/0247353 A1 8/2018 Al-Ali et al.
2018/0247712 A1 8/2018 Muhsin et al.
2018/0256087 A1 9/2018 Al-Ali et al.
2018/0285094 A1 10/2018 Housel et al.
2018/0289325 A1 10/2018 Poeze et al.
2018/0296161 A1 10/2018 Shreim et al.
2018/0300919 A1 10/2018 Muhsin et al.
2018/0310822 A1 11/2018 Indorf et al.
2018/0310823 A1 11/2018 Al-Ali et al.
2018/0317826 A1 11/2018 Muhsin
2018/0317841 A1 11/2018 Novak, Jr.
2018/0333055 A1 11/2018 Lamego et al.
2018/0333087 A1 11/2018 Al-Ali
2019/0000317 A1 1/2019 Muhsin et al.
2019/0000362 A1 1/2019 Kiani et al.
2019/0015023 A1 1/2019 Monfre
2019/0029574 A1 1/2019 Schurman et al.
2019/0029578 A1 1/2019 Al-Ali et al.
2019/0058280 A1 2/2019 Al-Ali et al.
2019/0058281 A1 2/2019 Al-Ali et al.
2019/0069813 A1 3/2019 Al-Ali
2019/0069814 A1 3/2019 Al-Ali
2019/0076028 A1 3/2019 Al-Ali et al.
2019/0082979 A1 3/2019 Al-Ali et al.
2019/0090760 A1 3/2019 Kinast et al.
2019/0090764 A1 3/2019 Al-Ali
2019/0117070 A1 4/2019 Muhsin et al.
2019/0117139 A1 4/2019 Al-Ali et al.
2019/0117140 A1 4/2019 Al-Ali et al.

(56) **References Cited**

U.S. PATENT DOCUMENTS

2019/0117141	A1	4/2019	Al-Ali	
2019/0117930	A1	4/2019	Al-Ali	
2019/0122763	A1	4/2019	Sampath et al.	
2019/0133525	A1	5/2019	Al-Ali et al.	
2019/0142283	A1	5/2019	Lamego et al.	
2019/0142344	A1	5/2019	Telfort et al.	
2019/0150856	A1	5/2019	Kiani et al.	
2019/0167161	A1	6/2019	Al-Ali et al.	
2019/0175019	A1	6/2019	Al-Ali et al.	
2019/0192076	A1	6/2019	McHale et al.	
2019/0200941	A1	7/2019	Chandran et al.	
2019/0201623	A1	7/2019	Kiani	
2019/0209025	A1	7/2019	Al-Ali	
2019/0214778	A1	7/2019	Scruggs et al.	
2019/0216319	A1	7/2019	Poeze et al.	
2019/0216370	A1*	7/2019	Schurman	A61B 5/0066
2019/0216379	A1	7/2019	Al-Ali et al.	
2019/0221966	A1	7/2019	Kiani et al.	
2019/0223804	A1	7/2019	Blank et al.	
2019/0231199	A1	8/2019	Al-Ali et al.	
2019/0231241	A1	8/2019	Al-Ali et al.	
2019/0231270	A1	8/2019	Abdul-Hafiz et al.	
2019/0239787	A1	8/2019	Pauley et al.	
2019/0239824	A1	8/2019	Muhsin et al.	
2019/0254578	A1	8/2019	Lamego	
2019/0261857	A1	8/2019	Al-Ali	
2019/0269370	A1	9/2019	Al-Ali et al.	
2019/0274606	A1	9/2019	Kiani et al.	
2019/0274627	A1	9/2019	Al-Ali et al.	
2019/0274635	A1	9/2019	Al-Ali et al.	
2019/0290136	A1	9/2019	Dalvi et al.	
2019/0298270	A1	10/2019	Al-Ali et al.	
2019/0304601	A1	10/2019	Sampath et al.	
2019/0304605	A1	10/2019	Al-Ali	
2019/0307377	A1	10/2019	Perea et al.	
2019/0320906	A1	10/2019	Olsen	
2019/0320959	A1	10/2019	Al-Ali	
2019/0320988	A1	10/2019	Ahmed et al.	
2019/0325722	A1	10/2019	Kiani et al.	

FOREIGN PATENT DOCUMENTS

WO	WO 2005/087097	9/2005
WO	WO 2009/093159	7/2009
WO	WO 2010/014743	2/2010

OTHER PUBLICATIONS

Oct. 24, 2019 Defendant Sotera Wireless, Inc.'s First Amended Answer to Plaintiff's Complaint for Patent Infringement and Demand for Jury Trial, *Masimo Corporation* v. *Sotera Wireless and Hon Hai Precision Industry Co., Ltd.*, Case No. 3:19-cv-01100-BAS-NLS, 32 pages.

Ferrell, "Design and Construct Miniaturized Biosensor/Transmitter System," Dept. of Physics, University of Tennessee, Jun. 1999, 77 pages.

Perng et al., "Acceleration Sensing Glove (ASG)," Berkeley Sensor & Actuator Center, University of California, Berkeley, Feb. 1999, 3 pages.

Raghunath et al., "User Interfaces for Applications on a Wrist Watch, Wearable Computing Platforms," IBM TJ Watson Research Center, New York, US, Personal Ubiquitous Computing, vol. 6, issue 1, Feb. 2002, pp. 17-30.

Stein et al., "Development of a Commercially Successful Wearable Data Collection System," Digest of Papers. Second International Symposium on Wearable Computers, Pittsburgh, PA, USA, Oct. 19-20, 1998, pp. 18-24.

Billinghurst et al., "Wearable Devices: New Ways to Manage Information," Computer, vol. 32, No. 1, Jan. 1999, pp. 57-64.

Berggren, "Wireless communication in telemedicine using Bluetooth and IEEE 802.11b," Department of Information Technology, Uppsala University, Sweden, Nov. 2001, 32 pages.

Adler, "A Cost-Effective Portable Telemedicine Kit for Use in Developing Countries," Massachusetts Institute of Technology, May 2000, 96 pages.

Satava, et al., "The Physiologic Cipher at Altitude: Telemedicine and Real-Time Monitoring of Climbers on Mount Everest," Telemedicine Journal and e-Health, vol. 6, No. 3, Feb. 2000, pp. 303-313.

Fricke et al., "Wireless Sensor Review," Arthur D. Little, Inc., Cambridge, MA, Mar. 2001, 59 pages.

Haglund, "Bluetooth Software and Hardware Development," Imperial College of Science, Technology and Medicine, University of London, Sep. 2001, 66 pages.

Bilstrup et al., "Bluetooth in Industrial Environment," IEEE International Workshop on Factory Communication Systems, Feb. 2000, 9 pages.

Shoemake, "Wi-Fi (IEEE 802.11b) and Bluetooth: Coexistence Issues and Solutions for the 2.4 GHz ISM Band," Texas Instruments, Feb. 2001, 18 pages.

Aljuaied, "Bluetooth Technology and Its Implementation in Sensing Devices," Research Office Naval Postgraduate School, Monterey, CA, Sep. 2001, 75 pages.

Seruca et al., "Enterprise Information Systems VI," Springer, Kluwer Academic Publishers, Mar. 2006, 334 pages.

Tsien, "TrendFinder: Automated Detection of Alarmable Trends," Massachusetts Institute of Technology, Apr. 2000, 240 pages.

Tsien, "Reducing False Alarms in the Intensive Care Unit: A Systematic Comparison of Four Algorithms," Proceedings of the AMIA Annual Fall Symposium, 1997, p. 894.

Myerson et al., "An Evaluation of Ventilator Monitoring Alarms," Anaesthesia and Intensive Care, vol. 14, No. 2, May 1986, pp. 174-185.

Huang, "Intelligent Alarms: Allocating Attention Among Concurrent Processes," Stanford University, Mar. 1999, 198 pages.

Mora et al., "Intelligent Patient Monitoring and Management Systems: A Review," IEEE Engineering in Medicine and Biology Magazine, vol. 12, issue 4, Decmber 1993, pp. 23-33.

Zhang et al., "Prospective Trials of Intelligent Alarm Algorithms for Patient Monitoring," Proceedings of the AMIA Symposium, 2001, p. 1068.

Malangi, "Simulation and mathematical notation of alarms unit for computer assisted resuscitation algorithm," New Jersey Institute or Technology, Digital Commons @ NJIT, These 526, Fall 2003.

Schoenberg MD et al., "Making ICU Alarms Meaningful: A Comparison of Traditional vs. Trend-Based Algorithms," Proceedings. AMIA Symposium, 1999, pp. 379-383.

Jones, "Autonomous Patient Monitoring with a Pressure Sensor Array," Carleton University, Ontario, Canada, Sep. 2006, 185 pages.

Taenzer et al., "Impact of Pulse Oximetry Surveillance on Rescue Events and Intensive Care Unit Transfers: A Before-and-After Concurrence Study," Anesthesiology—The Journal of the American Society of Anesthesiologists, Inc., vol. 112, No. 2, Feb. 2010, pp. 282-287.

International Search Report for PCT/US2009/052146, dated Dec. 15, 2009.

International Preliminary Report on Patentability and Written Opinion for PCT/US2009/052146 dated Feb. 10, 2011.

Rheineck-Leyssius, MD, et al., "Advanced Pulse Oximeter Signal Processing Technology Compared to Simple Averaging. I. Effect on Frequency of Alarms in the Operating Room", Journal of Clinical Anesthesia, The Netherlands, May 1999, vol. 11, pp. 192-195.

Cust, AE, et al., "Alarm settings for the Marquette 8000 pulse oximeter to prevent hyperoxic and hypoxic episodes", Journal Paediatric Child Health, 1999, vol. 35, pp. 159-162.

Lawless, Stephen T., "Crying wolf: False alarms in a pediatric intensive care unit", Critical Care Medicine, 1994, vol. 22, No. 6, pp. 981-985.

Informal Expert Report of Dr. Stephen Barker, Lead Case No. 16-05968-LT11, executed Feb. 10, 2017.

Impact of Clinical Alarms on Patient Safety, ACCE Healthcare Technology Foundation, 2006, 20 pages.

(56) **References Cited**

OTHER PUBLICATIONS

Taenzer, M.D., Andreas, "Impact of Pulse Oximetry Surveillance on Rescue Events and Intensive Care Unit Transfers", The American Society of Anesthesiologists, Inc., Feb. 2010, vol. 112, No. 2, pp. 282-287.

Stefanescu, MD MSc, Beatrice, "Improved Filtering of Pulse Oximeter Monitoring Alarms in the Neonatal ICU: Bedside Significance", Respiratory Care, Jan. 2016, vol. 61, No. 1, pp. 85-89.

Rheineck-Leyssius, A.T., et al., "Influence of pulse oximeter lower alarm limit on the incidence of hypoxaemia in the recovery room", British Journal of Anaesthesia, 1997, vol. 79, pp. 460-464.

Rheineck-Leyssius, MD, Aart, et al., "Influence of Pulse Oximeter Settings on the Frequency of Alarms, and Detection of Hypoxemia", Journal of Clinical Monitoring and Computing, 1998, vol. 14, pp. 151-156.

Pan, MD., Peter, "Intraoperative Pulse Oximetry: Frequency and Distribution of Discrepant Data", Journal of Clinical Monitoring and Computing, Nov./Dec. 1994, vol. 6, pp. 491-495.

Graham, Kelly, et al., Monitor Alarm Fatigue: Standardizing Use of Physiological Monitors and Decreasing Nuisance Alarms, American Journal of Critical Care, Jan. 2010, vol. 19, No. 1, pp. 27-37.

Barker, PhD, MD, Steven, "'Motion-Resistant' Pulse Oximetry: A Comparison of New and Old Models" Department of Anesthesiology, 2002, vol. 95, pp. 967-972.

National Patient Safety Goals Effective Jan. 1, 2015, Hospital Accreditation Program, The Joint Commission, Jan. 2015, pp. 1-17.

Brostowicz, Heather, et al. Oxygen saturation monitoring in the Neonatal Intensive Care Unit (NICU): Evaluation of a new alarm management, Journal of Neonatal-Perinatal Medicine 3, 2010, pp. 135-139.

Kowalczyk, Liz, "Patient alarms often unheard, unheeded" The Boston Globe, Feb. 13, 2011, in 5 pages.

Taenzer, Andreas, et al., "Postoperative Monitoring—The Dartmouth Experience", The Official Journal of the Anesthesia Patient Safety Foundation, Spring-Summer 2012, vol. 27, No. 1, pp. 1-28.

Tobin, Martin, "Principles and Practice of Intensive Care Monitoring", 1998, in 30 pages.

Severinghaus, M.D., John, et al., Pulse Oximeter Failure Thresholds in Hypotension and Vasoconstriction, Anesthesiology, Sep. 1990, vol. 73, No. 3, pp. 532-537.

Pologe, Jonas A., "Pulse Oximetry: Technical Aspects of Machine Design", International Anesthesiology Clinics, Advances in Oxygen Monitoring, Fall, 1987, vol. 25, No. 3, pp. 137-153.

Tremper, Ph.D., Kevin et al., "Pulse Oximetry", Medical Intelligence Article, Anesthesiology, Jan. 1989, vol. 70, No. 1, pp. 98-108.

Bosque, PhD, Elena, "Symbiosis of nurse and machine through fuzzy logic: Improved specificity of a neonatal pulse oximeter alarm", Dec. 1995, vol. 18, Issue 2, pp. 67-75.

Paine, MPH, Christine, et al., "Systematic review of physiologic monitor alarm characteristics and pragmatic interventions to reduce alarm frequency" J Hosp Med., Feb. 2017, vol. 11, No. 2, pp. 136-144.

Top 10 Technology Hazards for 2012, Guidance Article, Nov. 2011, www.ecri.org, pp. 358-373.

Top 10 Technology Hazards for 2013, Health Devices, ECRI Institute, Nov. 2012, reprinted from vol. 41, Issue 11, in 25 pages.

Top 10 Health Technology Hazards for 2014, Health Devices, ECRI Institute, Nov. 2013, www.ecri.org/2014hazards, 1 page.

Masimo Advanced Alarm Performance: An Evidence-Based Approach to Reduce False Alarms and Nuisance Alarms, 2010, in 8 pages.

Complaint for Patent Infringement, *Masimo Corporation* v. *Sotera Wireless and Hon Hai Precision Industry Co., Ltd.*, Case No. 3:19-cv-01100-BAS-NLS, filed Jun. 12, 2019, in 385 pages.

Jun. 12, 2019 Complaint for Patent Infringement and Demand for Jury Trial, *Masimo Corporation* v. *Sotera Wireless and Hon Hai Precision Industry Co., Ltd.*, Case No. 3:19-cv-01100-BAS-NLS, 385 pages. [Uploaded in 2 parts].

Oct. 3, 2019 Defendant Sotera Wireless, Inc.'s Answer to Plaintiffs Complaint for Patent Infringement, *Masimo Corporation* v. *Sotera Wireless and Hon Hai Precision Industry Co., Ltd.*, Case No. 3:19-cv-01100-BAS-NLS, 26 pages.

Oct. 3, 2019 Defendant Hon Hai Precision Industry Co., Ltd.'s Notice of Motion and Motion Pursuant to Rule 12(b)(6) to Dismiss Plaintiff's Complaint, *Masimo Corporation* v. *Sotera Wireless and Hon Hai Precision Industry Co., Ltd.*, Case No. 3:19-cv-01100-BAS-NLS, 3 pages.

Oct. 3, 2019 Defendant Hon Hai Precision Industry Co., Ltd.'s Memorandum of Points and Authorities in Support of Motion Pursuant to Rule 12(b)(6) to Dismiss Plaintiff's Complaint, *Masimo Corporation* v. *Sotera Wireless and Hon Hai Precision Industry Co., Ltd.*, Case No. 3:19-cv-01100-BAS-NLS, 16 pages.

US 9,579,050, 02/2017, Al-Ali (withdrawn).

US 8,845,543, Diab et al. (withdrawn).

Coetzee, et al., "Noise-Resistant Pulse Oximetry Using a Synthetic Reference Signal," IEEE Transactions on Biomedical Engineering, IEEE Service Center, Piscataway, NJ, vol. 47, No. 8, dated Aug. 1, 2000.

Invitation to Pay Additional Fees document, including communication relating to the results of a partial Search Report issued in related application No. PCT/US2011/026545, dated Jun. 22, 2011, in 5 pages.

"Propaq Encore Vital Signs Monitor: Reference Guide," Welch Allyn, Inc., 2009 in 144 pages.

* cited by examiner

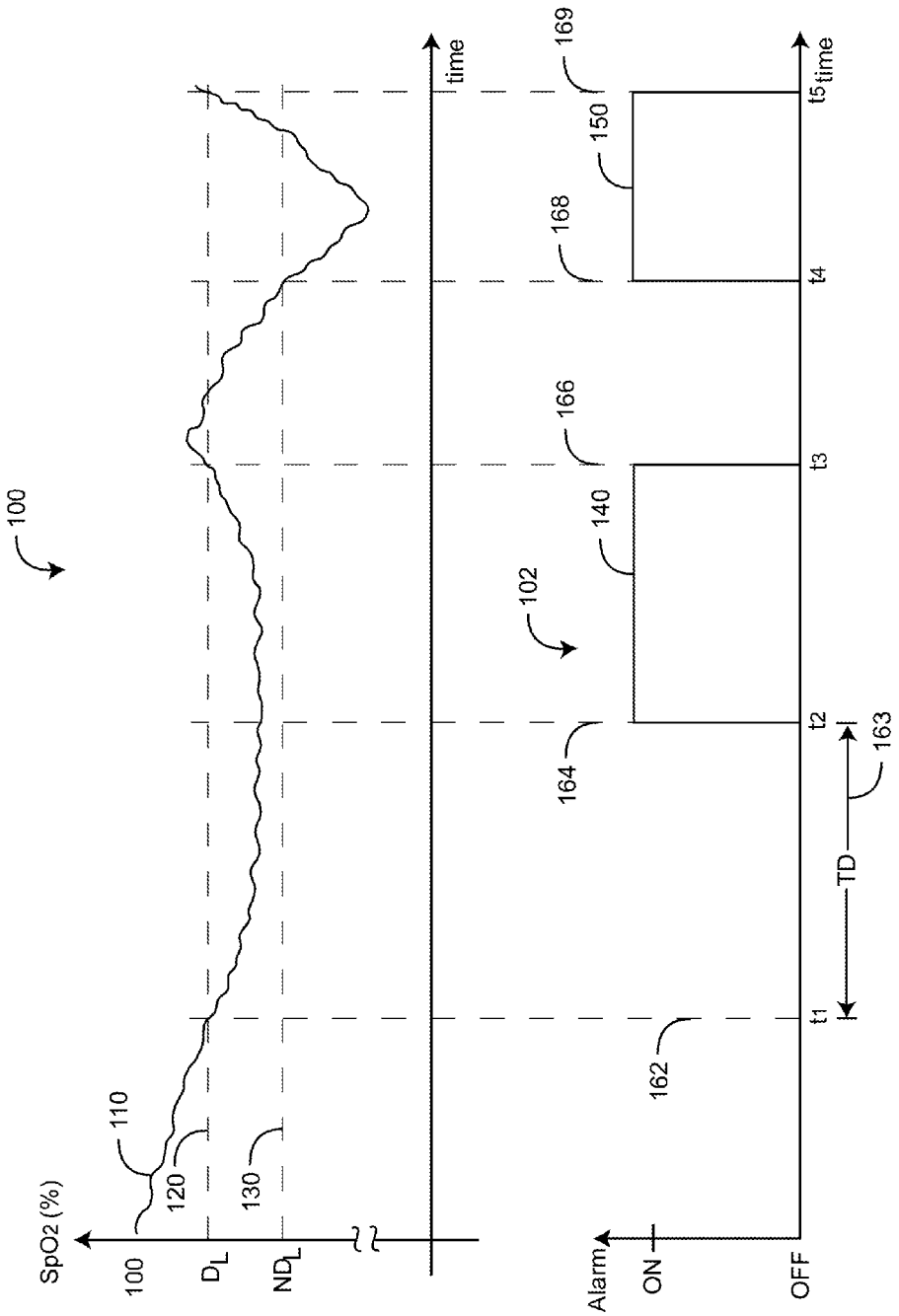
100
SpO2 (%)
100
D_L
ND_L
110
120
130
time
Alarm
ON
OFF
102
140
150
162
163
164
166
168
169
t1
t2
t3
t4
t5
TD
time

FIG 1

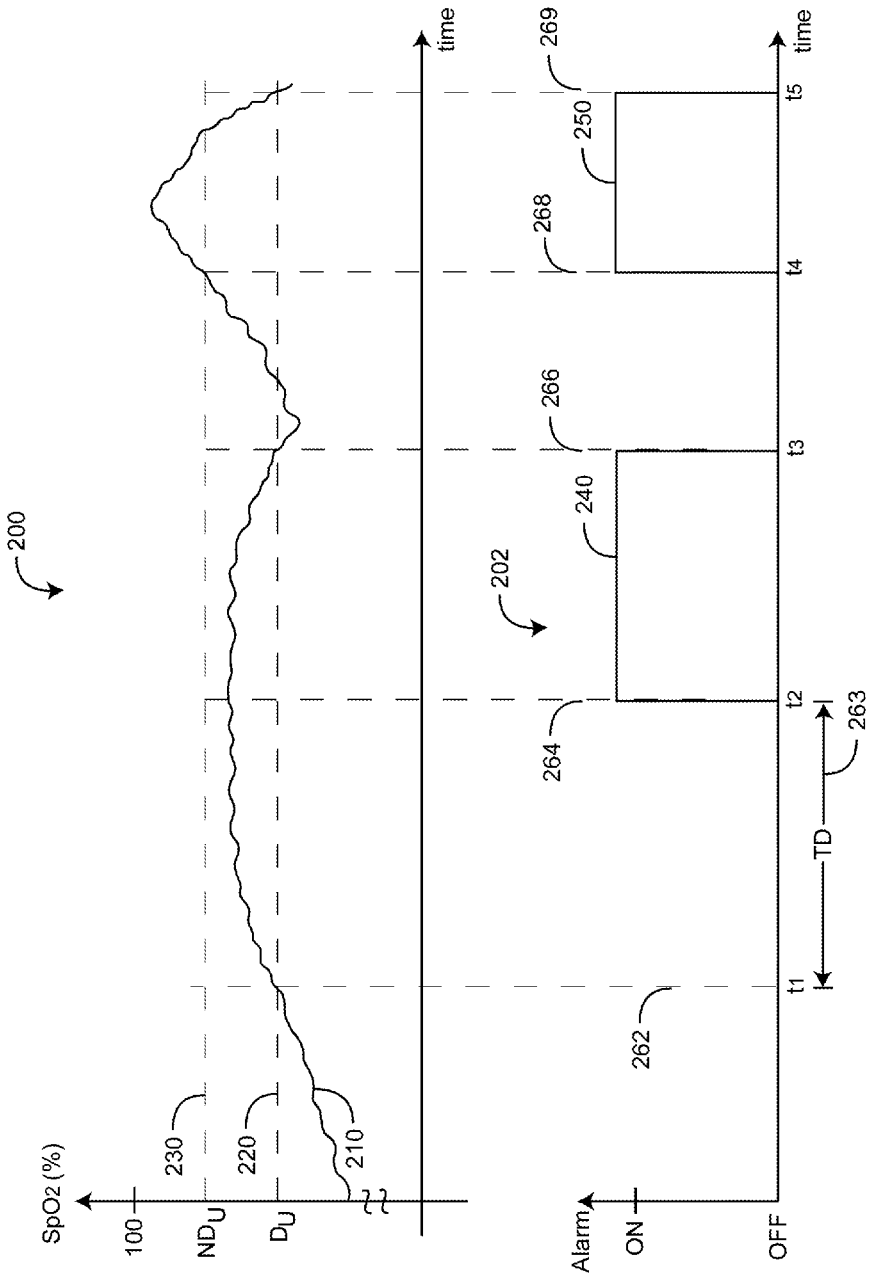
200
202
SpO2 (%)
100
NDU
DU
230
220
210
time
Alarm
ON
OFF
262
264
240
266
268
250
269
t1
t2
t3
t4
t5
TD
263

FIG. 2

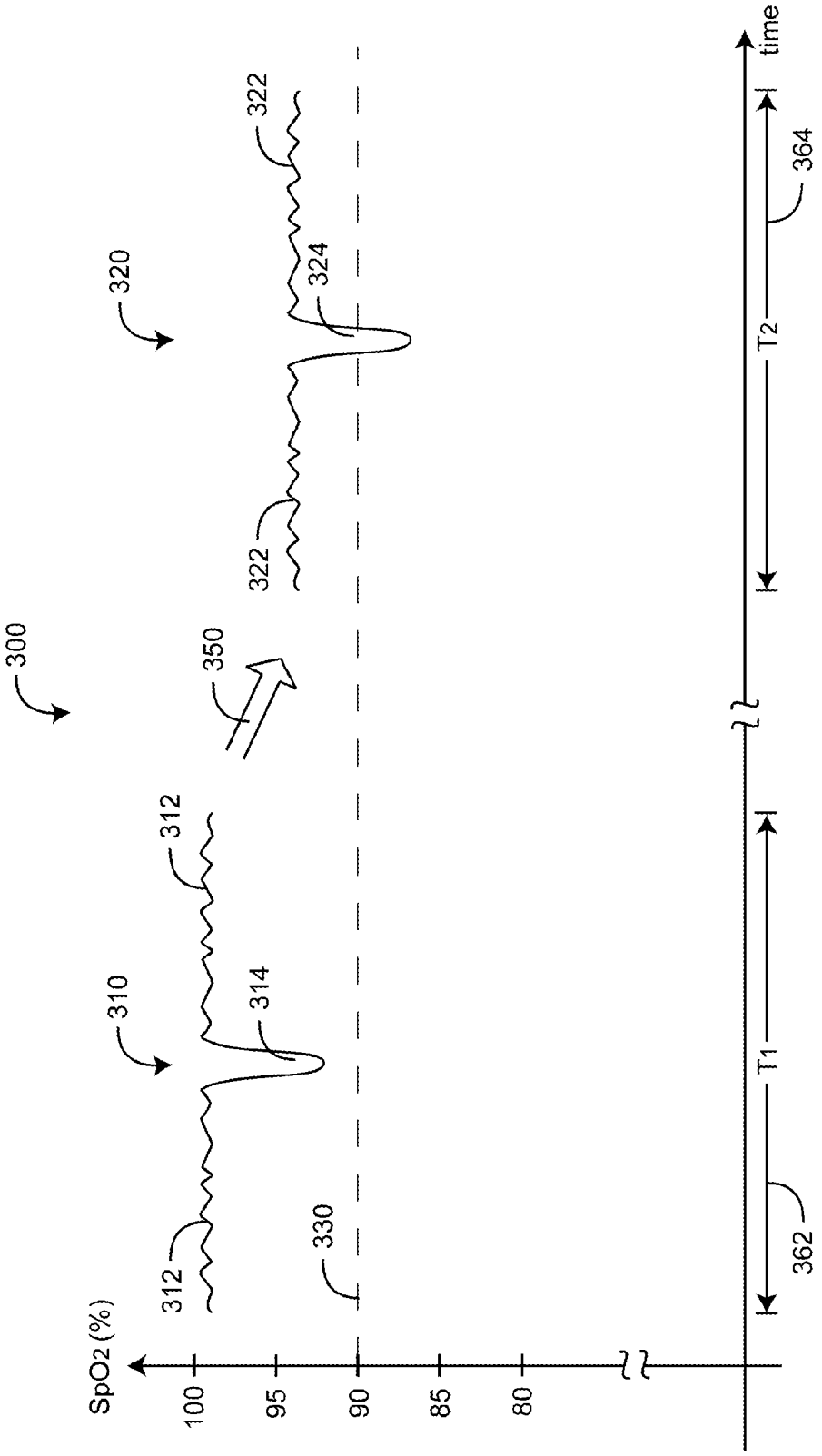
SpO2 (%)
100
95
90
85
80
time
T1
T2
362
364
300
310
312
314
320
322
324
330
350

FIG. 3

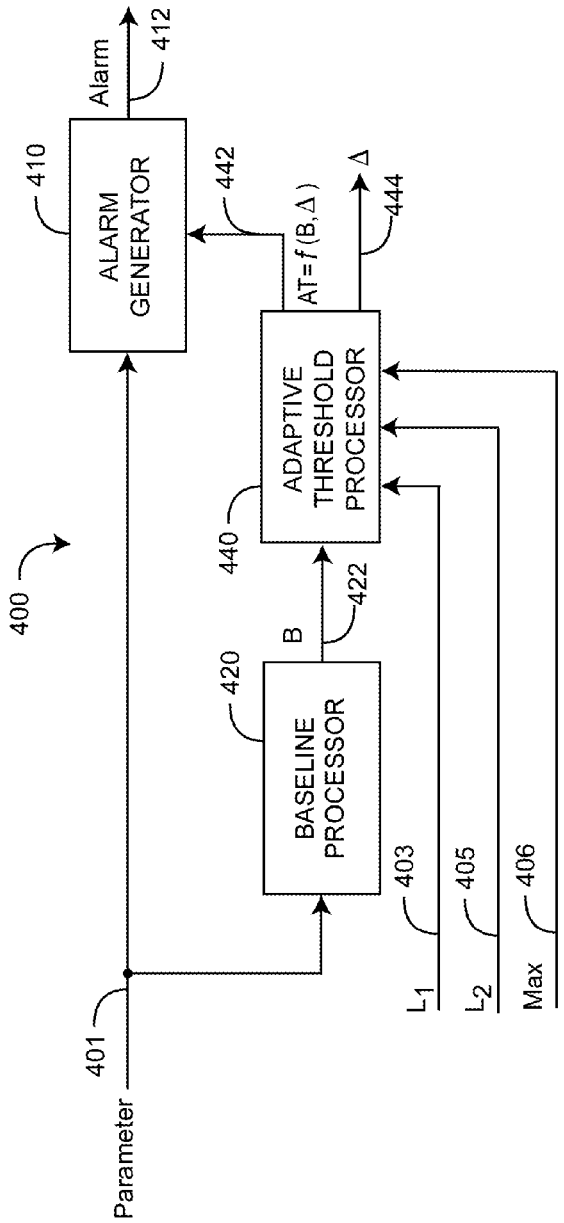
400
Parameter
401
ALARM GENERATOR
410
Alarm
412
BASELINE PROCESSOR
420
B
422
ADAPTIVE THRESHOLD PROCESSOR
440
AT=f(B,Δ)
442
Δ
444
L1
403
L2
405
Max
406

FIG. 4A

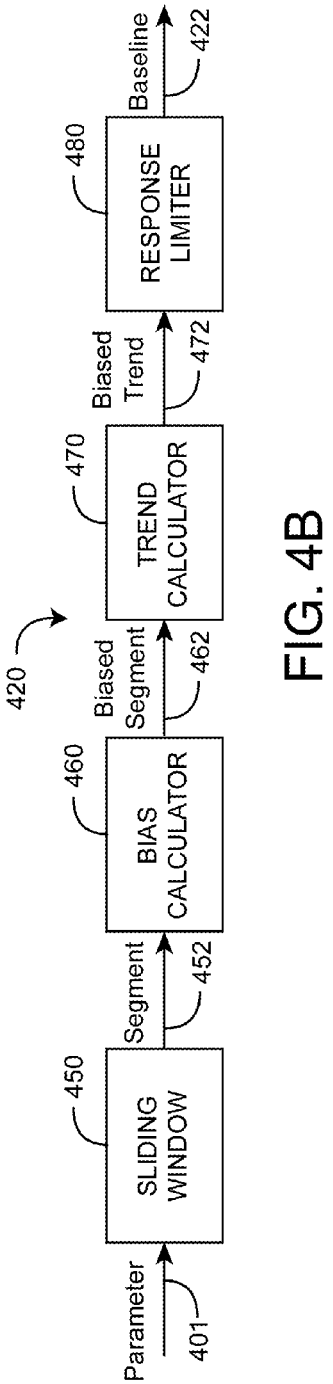
420
Parameter
401
SLIDING WINDOW
450
Segment
452
BIAS CALCULATOR
460
Biased Segment
462
TREND CALCULATOR
470
Biased Trend
472
RESPONSE LIMITER
480
Baseline
422

FIG. 4B

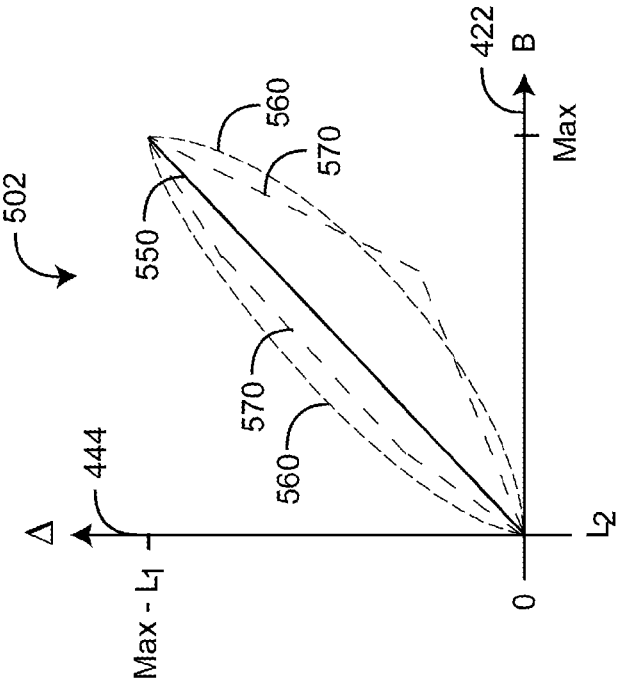
502
550
560
570
570
560
422
B
Max
444
Δ
Max - L1
0
L2

FIG. 5B

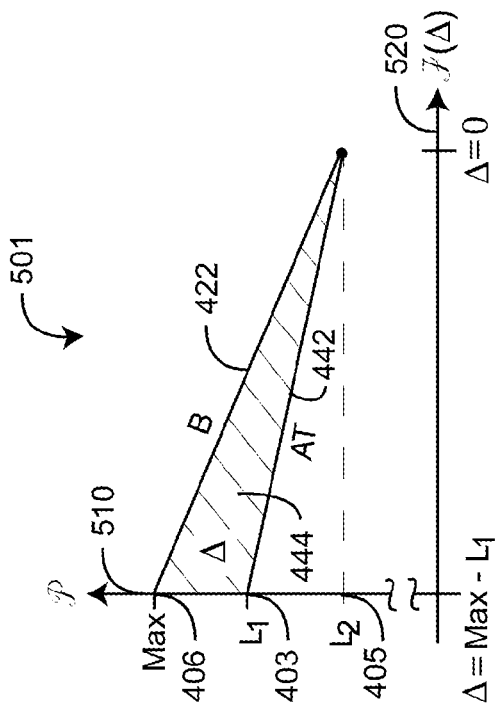
501
520
$\mathcal{J}(\Delta)$
Δ=0
422
B
442
AT
510
$\mathcal{P}$
Δ
444
Max
406
L1
403
L2
405
Δ=Max - L1

FIG. 5A

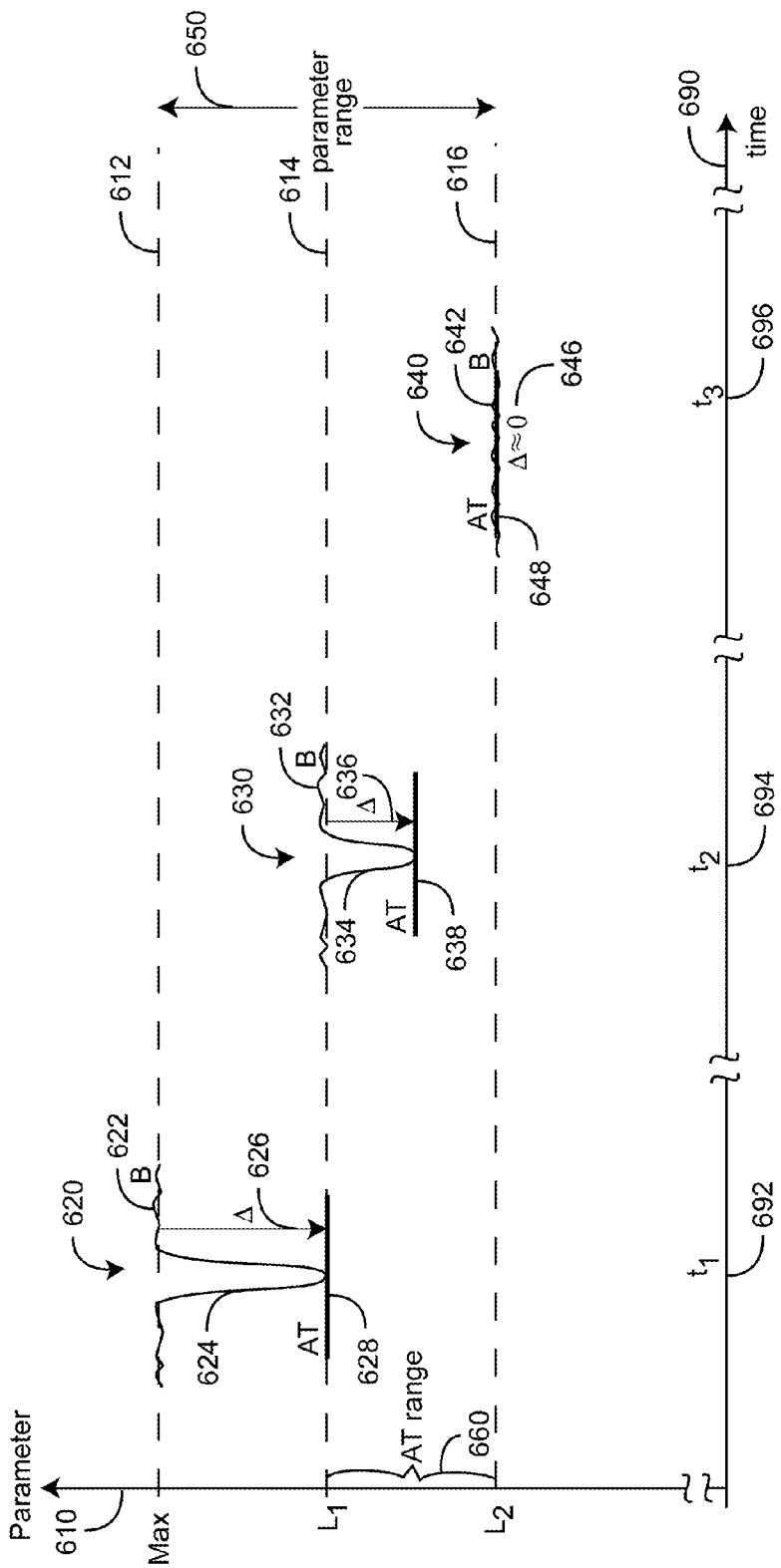
600
650
parameter range
612
614
616
690
time
Parameter
610
Max
620
622
B
626
Δ
624
AT
628
AT range
660
L1
L2
630
632
B
636
Δ
634
AT
638
640
642
B
646
Δ≈0
AT
648
t1
692
t2
694
t3
696

FIG. 6

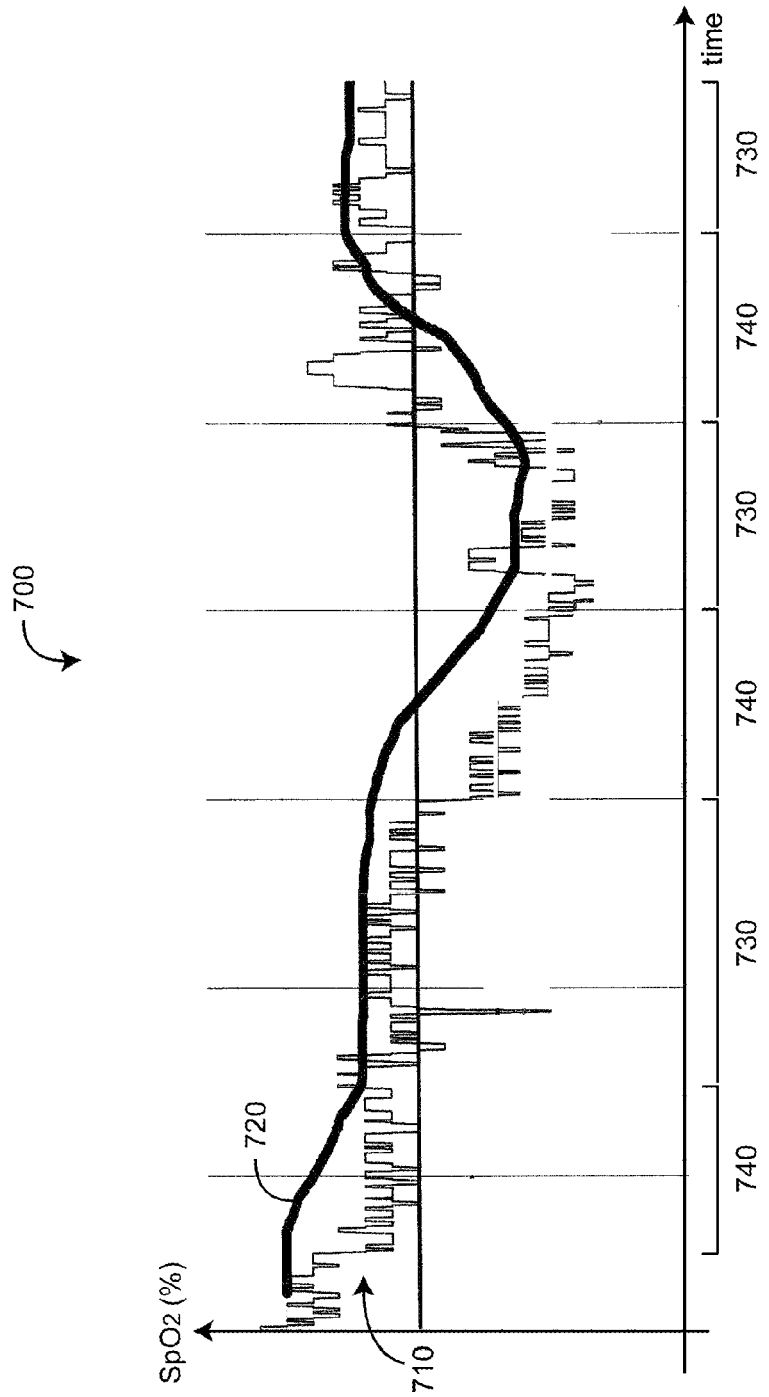

FIG. 7

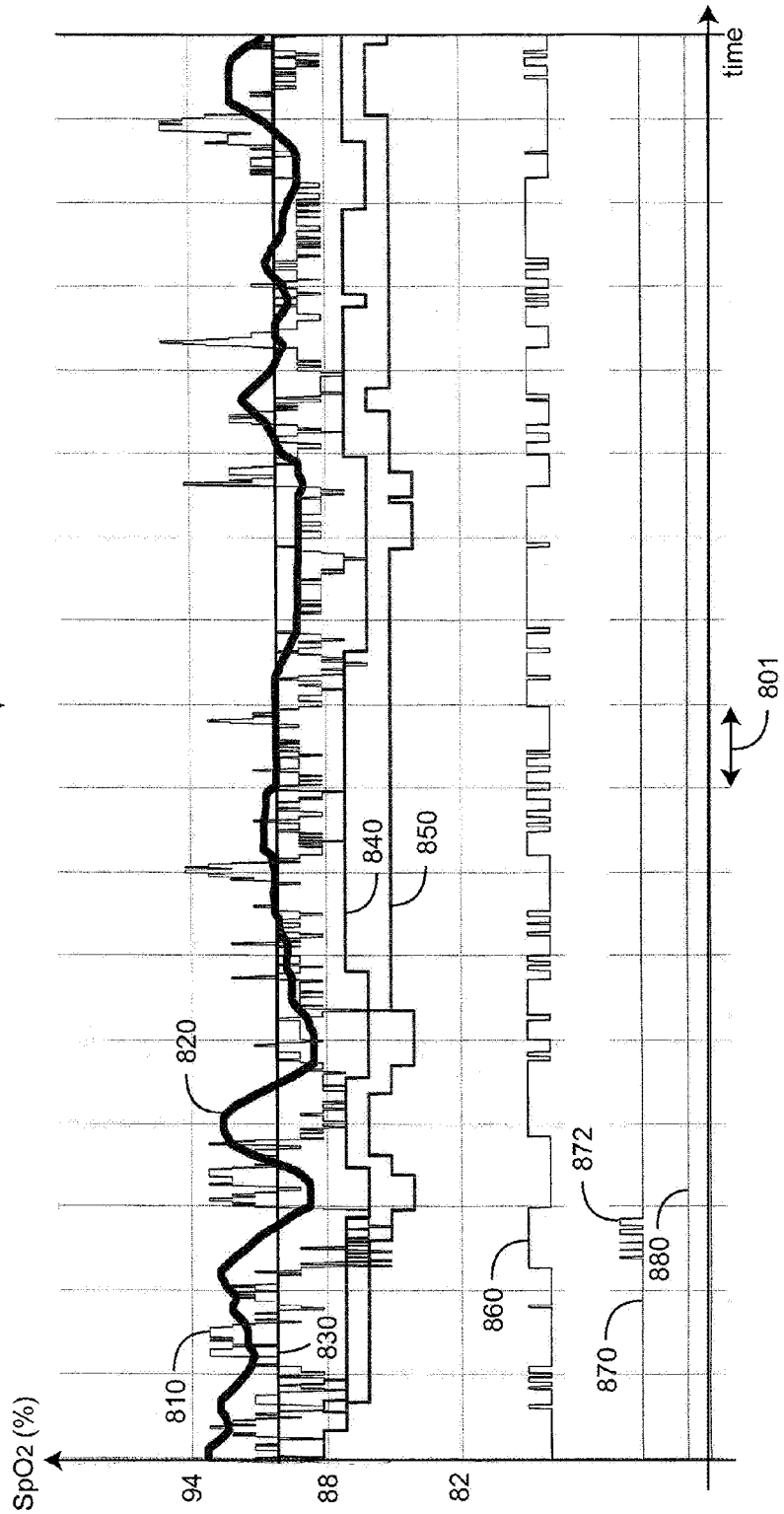

FIG. 8

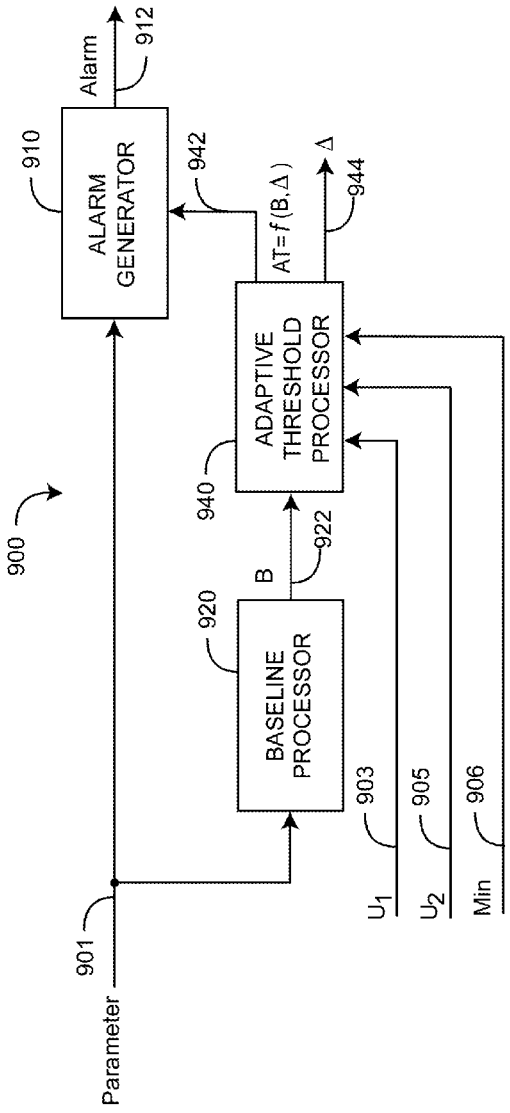
900
Parameter
901
ALARM GENERATOR
910
Alarm
912
942
BASELINE PROCESSOR
920
B
922
ADAPTIVE THRESHOLD PROCESSOR
940
AT=f(B,Δ)
Δ
944
903
905
906
U1
U2
Min

FIG. 9A

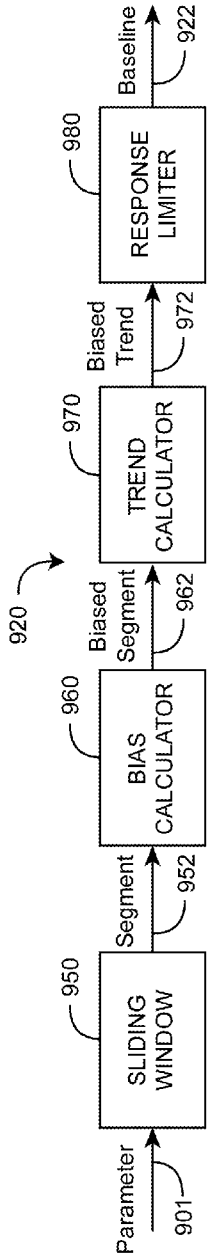
920
Parameter
901
SLIDING WINDOW
950
Segment
952
BIAS CALCULATOR
960
Biased Segment
962
TREND CALCULATOR
970
Biased Trend
972
RESPONSE LIMITER
980
Baseline
922

FIG. 9B

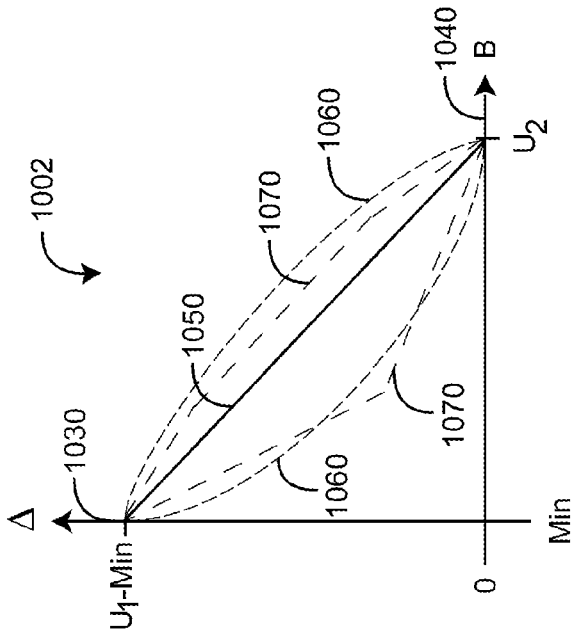

FIG. 10B

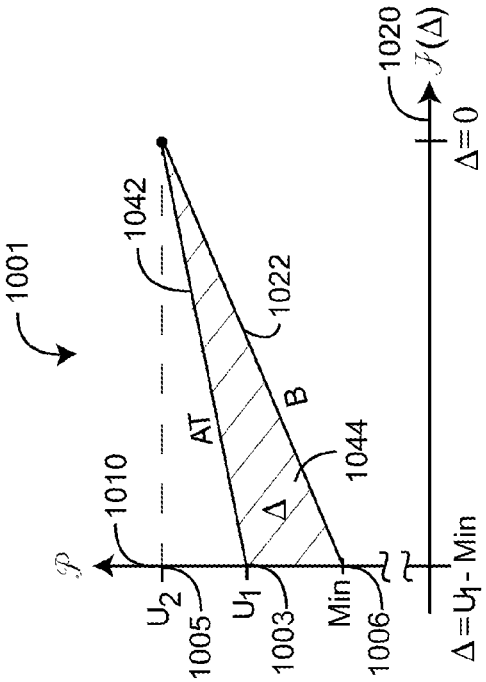

FIG. 10A

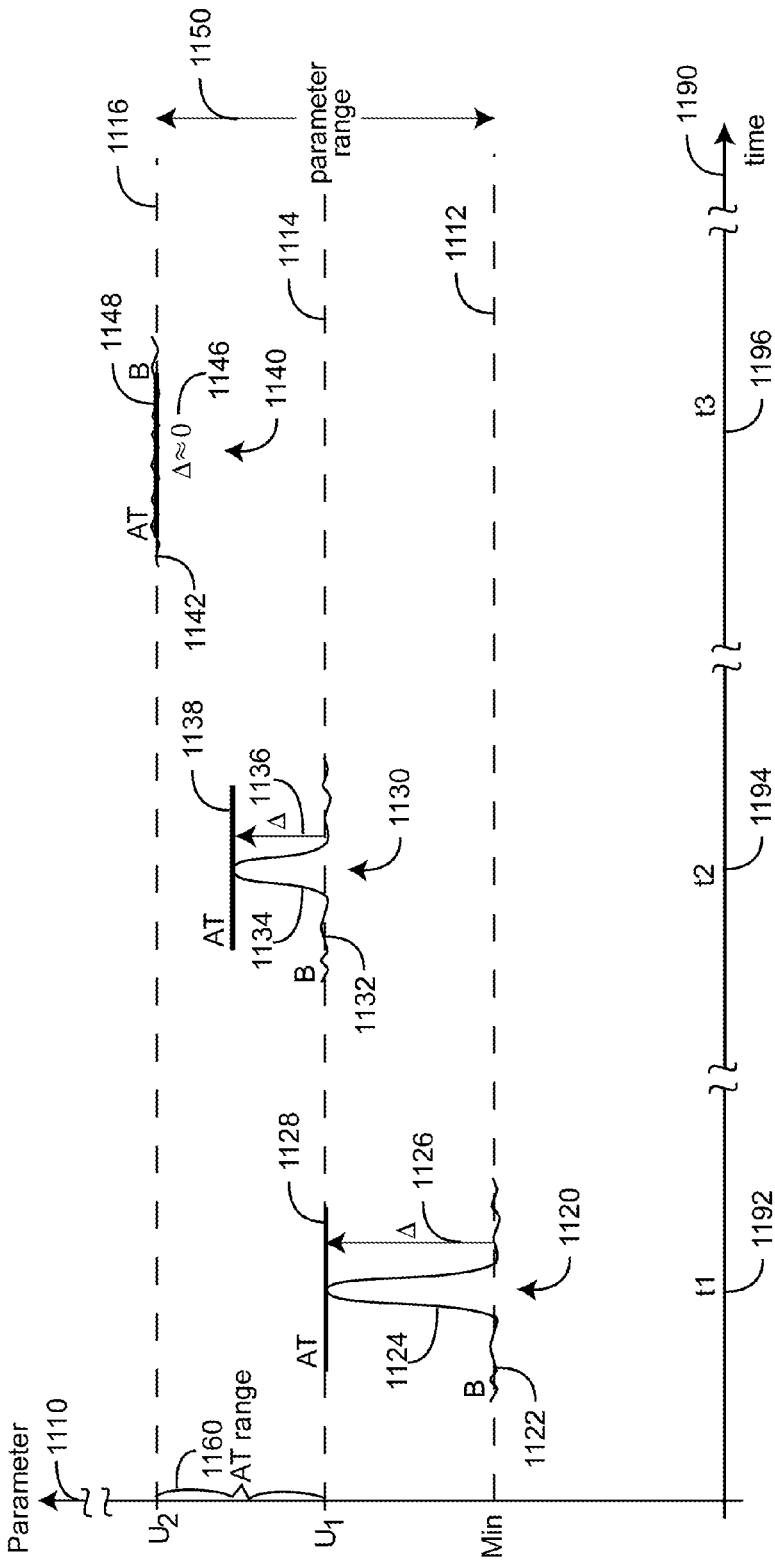
1100
1150
1116
parameter range
1114
1112
1148
B
1146
1140
Δ≈0
AT
1142
1138
1136
Δ
1130
AT
1134
B
1132
1128
1126
Δ
1120
AT
1124
B
1122
Parameter
1110
1160
AT range
U2
U1
Min
1190
time
t3
1196
t2
1194
t1
1192

FIG. 11

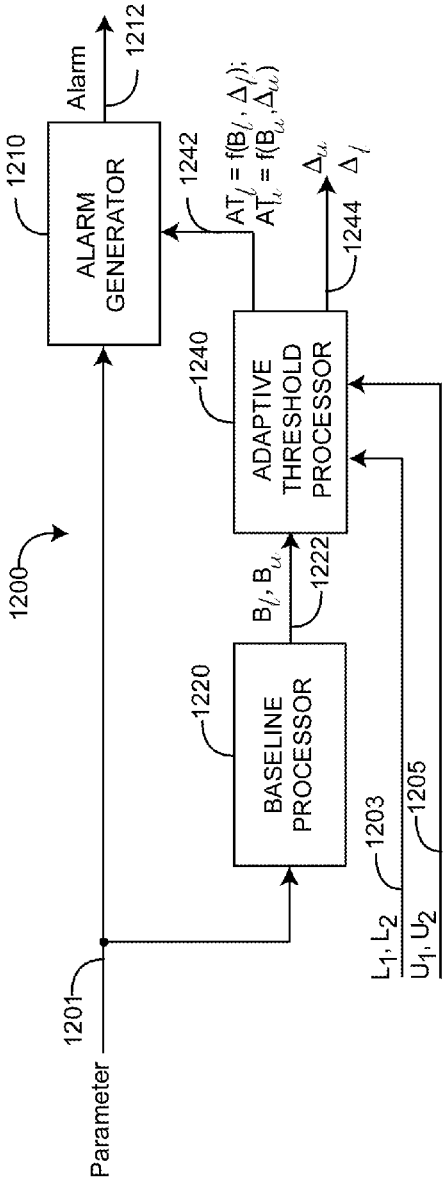

FIG. 12A

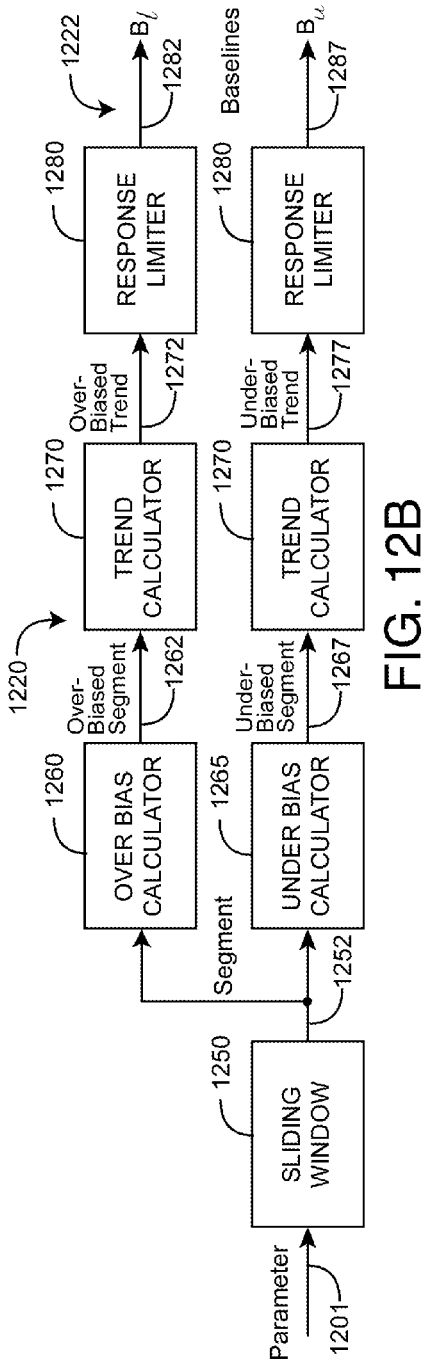

FIG. 12B

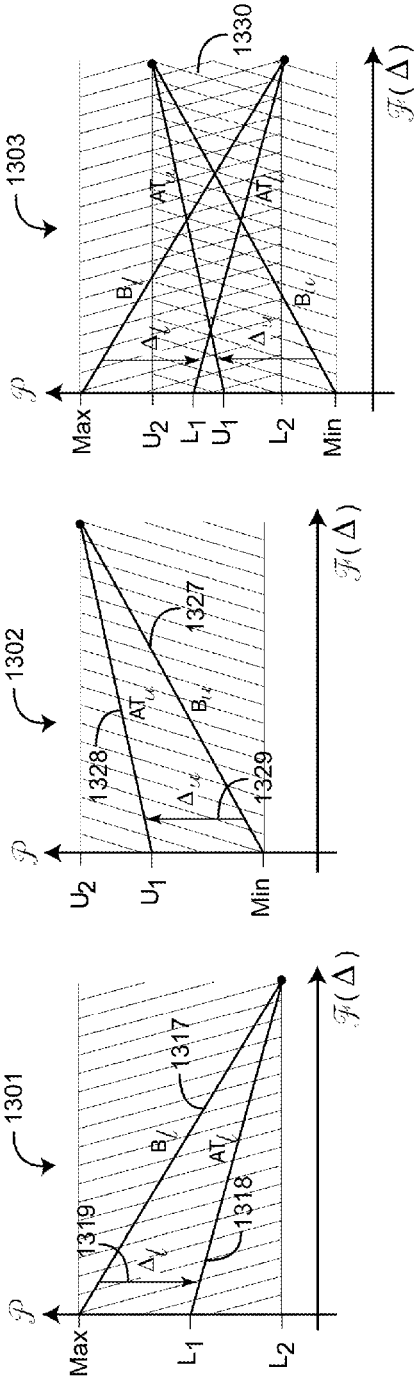

FIG. 13A

FIG. 13B

FIG. 13C

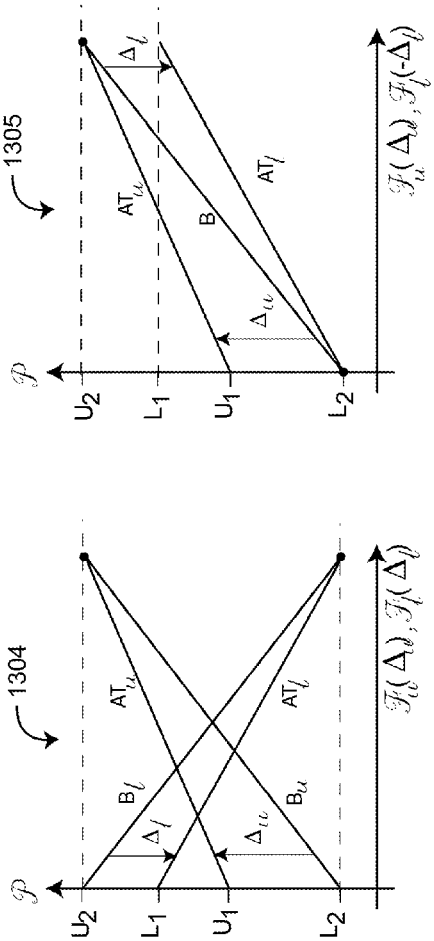

FIG. 13D

FIG. 13E

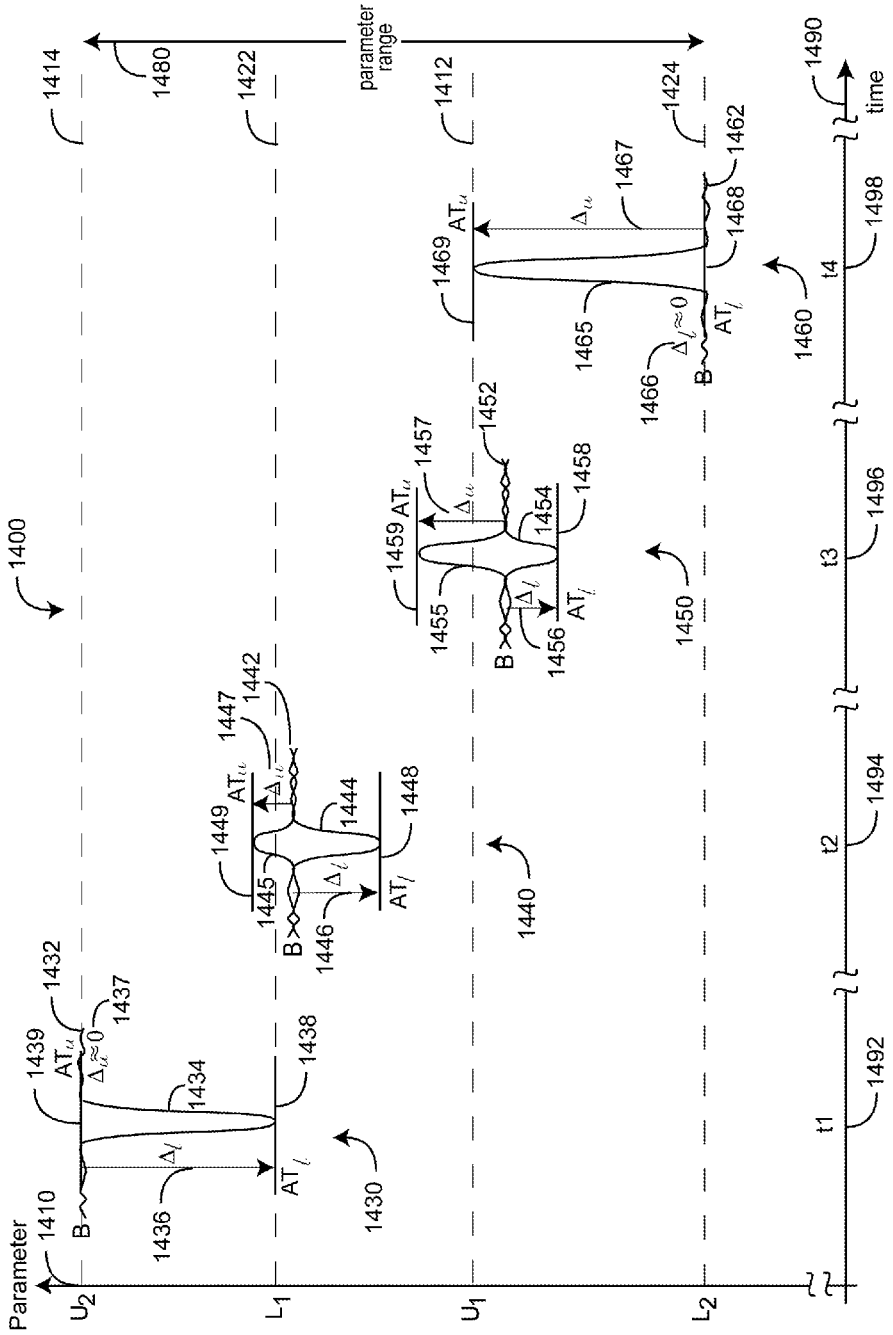
Parameter
time
parameter range
U_2
L_1
U_1
L_2
t1
t2
t3
t4
1400
1410
1414
1422
1412
1424
1430
1440
1450
1460
1480
1490
1492
1494
1496
1498
1432
1434
1436
1437
1438
1439
1442
1444
1445
1446
1447
1448
1449
1452
1454
1455
1456
1457
1458
1459
1462
1465
1466
1467
1468
1469
B
AT_u
AT_l
Δ_u
Δ_l
$\Delta_u \approx 0$
$\Delta_l \approx 0$

FIG. 14

ADAPTIVE ALARM SYSTEM

Matter enclosed in heavy brackets [ ] appears in the original patent but forms no part of this reissue specification; matter printed in italics indicates the additions made by reissue; a claim printed with strikethrough indicates that the claim was canceled, disclaimed, or held invalid by a prior post-patent action or proceeding.

PRIORITY CLAIM TO RELATED PROVISIONAL APPLICATIONS

[The present application claims priority benefit under 35 U.S.C. §119(e) to] *This is a reissue continuation application, meaning it is a reissue of U.S. Pat. No. 9,775,570, and is also a continuation of U.S. patent Reissue application Ser. No. 15/881,602, which is a reissue of U.S. Pat. No. 9,775,570, issued on Oct. 3, 2017 and titled "Adaptive Alarm System," which is a continuation of* U.S. patent application Ser. No. 13/037,184, filed Feb. 18, 2011 titled Adaptive Alarm System; *which claims priority benefit under 35 U.S.C. § 119(e) to* Provisional Patent Application Ser. No. 61/309,419, filed Mar. 1, 2010 titled Adaptive Threshold Alarm System; and U.S. Provisional Patent Application Ser. No. 61/328,630, filed Apr. 27, 2010 titled Adaptive Alarm System; all of the above-cited provisional patent applications are hereby incorporated by reference herein.

BACKGROUND OF THE INVENTION

Pulse oximetry systems for measuring constituents of circulating blood have gained rapid acceptance in a wide variety of medical applications, including surgical wards, intensive care and neonatal units, general wards, home care, physical training, and virtually all types of monitoring scenarios. A pulse oximetry system generally includes an optical sensor applied to a patient, a monitor for processing sensor signals and displaying results and a patient cable electrically interconnecting the sensor and the monitor. A pulse oximetry sensor has light emitting diodes (LEDs), typically one emitting a red wavelength and one emitting an infrared (IR) wavelength, and a photodiode detector. The emitters and detector are typically attached to a finger, and the patient cable transmits drive signals to these emitters from the monitor. The emitters respond to the drive signals to transmit light into the fleshy fingertip tissue. The detector generates a signal responsive to the emitted light after attenuation by pulsatile blood flow within the fingertip. The patient cable transmits the detector signal to the monitor, which processes the signal to provide a numerical readout of physiological parameters such as oxygen saturation (SpO_2) and pulse rate.

SUMMARY OF THE INVENTION

Conventional pulse oximetry assumes that arterial blood is the only pulsatile blood flow in the measurement site. During patient motion, venous blood also moves, which causes errors in conventional pulse oximetry. Advanced pulse oximetry processes the venous blood signal so as to report true arterial oxygen saturation and pulse rate under conditions of patient movement. Advanced pulse oximetry also functions under conditions of low perfusion (small signal amplitude), intense ambient light (artificial or sunlight) and electrosurgical instrument interference, which are scenarios where conventional pulse oximetry tends to fail.

Advanced pulse oximetry is described in at least U.S. Pat. Nos. 6,770,028; 6,658,276; 6,157,850; 6,002,952; 5,769,785 and 5,758,644, which are assigned to Masimo Corporation ("Masimo") of Irvine, Calif. and are incorporated by reference herein. Corresponding low noise optical sensors are disclosed in at least U.S. Pat. Nos. 6,985,764; 6,813,511; 6,792,300; 6,256,523; 6,088,607; 5,782,757 and 5,638,818, which are also assigned to Masimo and are also incorporated by reference herein. Advanced pulse oximetry systems including Masimo SET® low noise optical sensors and read through motion pulse oximetry monitors for measuring SpO_2, pulse rate (PR) and perfusion index (PI) are available from Masimo. Optical sensors include any of Masimo LNOP®, LNCS®, SofTouch™ and Blue™ adhesive or reusable sensors. Pulse oximetry monitors include any of Masimo Rad-8®, Rad-5®, Rad®-5v or SatShare® monitors.

Advanced blood parameter measurement systems are described in at least U.S. Pat. No. 7,647,083, filed Mar. 1, 2006, titled Multiple Wavelength Sensor Equalization; U.S. Pat. No. 7,729,733, filed Mar. 1, 2006, titled Configurable Physiological Measurement System; U.S. Pat. Pub. No. 2006/0211925, filed Mar. 1, 2006, titled Physiological Parameter Confidence Measure and U.S. Pat. Pub. No. 2006/0238358, filed Mar. 1, 2006, titled Noninvasive Multi-Parameter Patient Monitor, all assigned to Masimo Laboratories, Irvine, Calif. (Masimo Labs) and all incorporated by reference herein. An advanced parameter measurement system that includes acoustic monitoring is described in U.S. Pat. Pub. No. 2010/0274099, filed Dec. 21, 2009, titled Acoustic Sensor Assembly, assigned to Masimo and incorporated by reference herein.

Advanced blood parameter measurement systems include Masimo Rainbow® SET, which provides measurements in addition to SpO_2, such as total hemoglobin (SpHb™) oxygen content (SpOC™), methemoglobin (SpMet®), carboxyhemoglobin (SpCO®) and PVI®. Advanced blood parameter sensors include Masimo Rainbow® adhesive, ReSposable™ and reusable sensors. Advanced blood parameter monitors include Masimo Radical-7™, Rad87™ and Rad-57™ monitors, all available from Masimo. Advanced parameter measurement systems may also include acoustic monitoring such as acoustic respiration rate (RRa™) using a Rainbow Acoustic Sensor™ and Rad-87™ monitor, available from Masimo. Such advanced pulse oximeters, low noise sensors and advanced physiological parameter measurement systems have also gained rapid acceptance in a wide variety of medical applications, including surgical wards, intensive care and neonatal units, general wards, home care, physical training, and virtually all types of monitoring scenarios.

FIGS. **1-3** illustrate problems and issues associated with physiological parameter measurement systems having fixed threshold alarm schemas. FIG. **1** illustrates a lower-limit, fixed-threshold alarm schema with respect to an oxygen saturation (SpO_2) parameter. Two alarm thresholds, D_L (delay) and ND_L (no delay), are defined. If oxygen saturation falls below D_L for a time delay greater than TD, an alarm is triggered. If oxygen saturation falls below ND_L an alarm is immediately triggered. D_L **120** is typically set around or somewhat above 90% oxygen saturation and ND_L **130** is typically set at 5% to 10% below D_L. For example, say a person's oxygen saturation **110** drops below D_L **120** at $t=t_1$ **162** and stays below D_L for at least a time delay TD **163**. This triggers a delayed alarm **140** at $t=t_2$ **164**, where $t_2=t_1+$ TD. The alarm **140** remains active until oxygen saturation **110** rises above D_L **120** at $t=t_3$ **166**. As another example, say

that oxygen saturation **110** then drops below ND_L **130**, which triggers an immediate alarm **150** at t=t**4** **168**. The alarm **150** remains active until oxygen saturation **110** rises above D_L **120** at $t=t_5$ **169**.

FIG. **2** illustrates an upper-limit, fixed-threshold alarm schema with respect to an oxygen saturation (SpO_2) parameter. This alarm scenario is particularly applicable to the avoidance of ROP (retinopathy of prematurity). Again, two alarm thresholds, D_U (delay) and ND_U (no delay), are defined. D_U **220** might be set at or around 85% oxygen saturation and ND_U **230** might be set at or around 90% oxygen saturation. For example, a neonate's oxygen saturation **210** rises above D_U **220** at $t=t_1$ **262** and stays above D_U for at least a time delay TD **263**. This triggers a delayed alarm **240** at $t=t_2$ **264**, where $t_2=t_1+TD$. The alarm **240** remains active until oxygen saturation **210** falls below D_U **220** at $t=t_3$ **166**. Oxygen saturation **210** then rises above ND_U **230**, which triggers an immediate alarm **250** at $t=t_4$ **268**. The alarm **250** remains active until oxygen saturation **210** falls below D_U **220** at $t=t_5$ **269**.

FIG. **3** illustrates a baseline drift problem with the fixed threshold alarm schema described above. A person's oxygen saturation is plotted on an oxygen saturation (SpO_2) versus time graph **300**. In particular, during a first time interval T_1 **362**, a person has an oxygen saturation **310** with a relatively stable "baseline" **312** punctuated by a shallow, transient desaturation event **314**. This scenario may occur after the person has been on oxygen so that baseline oxygen saturation is near 100%. Accordingly, with a fixed threshold alarm **330** set at, say, 90%, the transient event **314** does not trigger a nuisance alarm. However, the effects of oxygen treatments wear off over time and oxygen saturation levels drift downward **350**. In particular, during a second time interval T_2 **364**, a person has an oxygen saturation **320** with a relatively stable baseline **322**. The later baseline **322** is established at a substantially lower oxygen saturation than the earlier baseline **312**. In this scenario, a shallow, transient desaturation event **324** now exceeds the alarm threshold **330** and results in a nuisance alarm. After many such nuisance alarms, a caregiver may lower the alarm threshold **330** to unsafe levels or turn off alarms altogether, significantly hampering the effectiveness of monitoring oxygen saturation.

A fixed threshold alarm schema is described above with respect to an oxygen saturation parameter, such as derived from a pulse oximeter. However, problematic fixed threshold alarm behavior may be exhibited in a variety of parameter measurement systems that calculate physiological parameters related to circulatory, respiratory, neurological, gastrointestinal, urinary, immune, musculoskeletal, endocrine or reproductive systems, such as the circulatory and respiratory parameters cited above, as but a few examples.

An adaptive alarm system, as described in detail below, advantageously provides an adaptive threshold alarm to solve false alarm and missed true alarm problems associated with baseline drift among other issues. For example, for a lower limit embodiment, an adaptive alarm system adjusts an alarm threshold downwards when a parameter baseline is established at lower values. Likewise, for an upper limit embodiment, the adaptive alarm system adjusts an alarm threshold upwards in accordance with baseline drift so as to avoid nuisance alarms. In an embodiment, the rate of baseline movement is limited so as to avoid masking of transients. In an embodiment, the baseline is established along upper or lower portions of a parameter envelop so as to provide a margin of safety in lower limit or upper limit systems, respectively.

One aspect of an adaptive alarm system is responsive to a physiological parameter so as to generate an alarm threshold that adapts to baseline drift in the parameter and reduce false alarms without a corresponding increase in missed true alarms. The adaptive alarm system has a parameter derived from a physiological measurement system using a sensor in communication with a living being. A baseline processor calculates a parameter baseline from an average value of the parameter. Parameter limits specify an allowable range of the parameter. An adaptive threshold processor calculates an adaptive threshold from the parameter baseline and the parameter limits. An alarm generator is responsive to the parameter and the adaptive threshold so as to trigger an alarm indicative of the parameter crossing the adaptive threshold. The adaptive threshold is responsive to the parameter baseline so as to increase in value as the parameter baseline drifts to a higher parameter value and to decrease in value as the parameter baseline drifts to a lower parameter value.

In various embodiments, the baseline processor has a sliding window that identifies a time slice of parameter values. A trend calculator determines a trend from an average of the parameter values in the time slice. A response limiter tracks only the relatively long-term transitions of the trend. A bias calculator deletes the highest parameter values in the time slice or the lowest parameter values in the time slice so as to adjust the baseline to either a lower value or a higher value, respectively. The adaptive threshold becomes less response to baseline drift as the baseline approaches a predefined parameter limit. A first adaptive threshold is responsive to lower parameter limits and a second adaptive threshold is responsive to upper parameter limits. The alarm generator is responsive to both positive and negative transients from the baseline according to the first adaptive threshold and the second adaptive threshold. The first adaptive threshold is increasingly responsive to negative transients and the second adaptive threshold is decreasingly responsive to positive transients as the baseline trends toward lower parameter values.

Another aspect of an adaptive alarm system measures a physiological parameter, establishes a baseline for the parameter, adjusts an alarm threshold according to drift of the baseline and triggers an alarm in response to the parameter measurement crossing the alarm threshold. In various embodiments, the baseline is established by biasing a segment of the parameter, calculating a biased trend from the biased segment and restricting the transient response of the biased trend. The alarm threshold is adjusted by setting a parameter limit and calculating a delta difference between the alarm threshold and the baseline as a linear function of the baseline according to the parameter limit. The delta difference is calculated by decreasing delta as the baseline drifts toward the parameter limit and increasing delta as the baseline drifts away from the parameter limit. A parameter limit is set by selecting a first parameter limit in relation to a delayed alarm and selecting a second parameter limit in relation to an un-delayed alarm. A segment of the parameter is biased by windowing the parameter measurements, removing a lower value portion of the windowed parameter measurements and averaging a remaining portion of the windowed parameter measurements. An upper delta difference between an upper alarm threshold and the baseline is calculated and a lower delta difference between a lower alarm threshold and the baseline is calculated.

A further aspect of an adaptive alarm system has a baseline processor that inputs a parameter and outputs a baseline according to a trend of the parameter. An adaptive

threshold processor establishes an alarm threshold at a delta difference from the baseline. An alarm generator triggers an alarm based upon a parameter transient from the baseline crossing the alarm threshold. In various embodiments, a trend calculator outputs a biased trend and the baseline is responsive to the biased trend so as to reduce the size of a transient that triggers the alarm. A response limiter reduces baseline movement due to parameter transients. The adaptive threshold processor establishes a lower alarm threshold below the baseline and an upper alarm threshold above the baseline so that the alarm generator is responsive to both positive and negative transients from the baseline. The baseline processor establishes a lower baseline biased above the parameter trend and an upper baseline biased below the parameter trend. The lower alarm threshold is increasingly responsive to negative transients and the upper alarm threshold is decreasingly responsive to positive transients as the baseline trends toward lower parameter values.

DESCRIPTION OF THE DRAWINGS

FIGS. **1-3** are exemplar graphs illustrating problems and issues associated with physiological parameter measurement systems having fixed threshold alarm schemas;

FIGS. **4**A-B are general block diagrams of an adaptive alarm system having lower parameter limits;

FIGS. **5**A-B are a graph of a physiological parameter versus delta space and a graph of delta versus baseline, respectively, illustrating the relationship between a baseline, a lower-limit adaptive threshold and a variable difference delta between the baseline and the adaptive threshold;

FIG. **6** is an exemplar graph of a physiological parameter versus time illustrating an adaptive alarm system having a lower-limit adaptive threshold;

FIG. **7** is a graph of oxygen saturation versus time illustrating a baseline for determining an adaptive threshold;

FIG. **8** is a graph of oxygen saturation versus time comparing adaptive-threshold alarm performance with fixed-threshold alarm performance;

FIGS. **9**A-B are general block diagrams of an adaptive alarm system having upper parameter limits;

FIGS. **10**A-B are a graph of a physiological parameter versus delta space and a graph of delta versus baseline, respectively, illustrating the relationship between a baseline, an upper-limit adaptive threshold and a variable delta difference between the baseline and the adaptive threshold;

FIG. **11** is an exemplar graph of a physiological parameter versus time illustrating an adaptive alarm system having an upper-limit adaptive threshold;

FIGS. **12**A-B are general block diagrams of an adaptive alarm system having both lower alarm limits and upper alarm limits;

FIGS. **13**A-E are physiological parameter versus delta space graphs illustrating a lower-limit adaptive threshold, an upper-limit adaptive threshold, and a combined lower- and upper-limit adaptive threshold in various delta spaces; and

FIG. **14** is an exemplar graph of a physiological parameter versus time illustrating an adaptive alarm system having both lower and upper alarm limits.

DETAILED DESCRIPTION OF THE PREFERRED EMBODIMENTS

FIGS. **4**A-B illustrate an adaptive alarm system **400** embodiment having lower parameter limits L_1 and L_2. As shown in FIG. **4**A, the adaptive alarm system **400** has parameter **401**, first limit (L_1) **403**, second limit (L_2) **405** and maximum parameter value (Max) **406** inputs and generates a corresponding alarm **412** output. The parameter **401** input is generated by a physiological parameter processor, such as a pulse oximeter or an advanced blood parameter processor described above, as examples. The adaptive alarm system **400** has an alarm generator **410**, a baseline processor **420**, and an adaptive threshold processor **440**. The alarm generator **410** has parameter **401** and adaptive threshold (AT) **442** inputs and generates the alarm **412** output accordingly. A baseline processor **420** has the parameter **401** input and generates a parameter baseline (B) **422** output. The baseline processor **420**, is described in detail with respect to FIG. **4**B, below. An adaptive threshold processor **440** has parameter baseline (B) **422**, L_1 **403**, L_2 **405** and Max **406** inputs and generates the adaptive threshold (AT) **442**. The adaptive threshold processor **440** is described in detail with respect to FIGS. **5**A-B, below.

As shown in FIG. **4**A, in an embodiment L_1 **403** and L_2 **405** may correspond to conventional fixed alarm thresholds with and without an alarm time delay, respectively. For an adaptive threshold schema, however, L_1 **403** and L_2 **405** do not determine an alarm threshold per se, but are reference levels for determining an adaptive threshold (AT) **442**. In an embodiment, L_1 **403** is an upper limit of the adaptive alarm threshold AT when the baseline is near the maximum parameter value (Max), and L_2 **405** is a lower limit of the adaptive alarm threshold, as described in detail with respect to FIGS. **5**A-B, below. In an exemplar embodiment when the parameter is oxygen saturation, L_1 **403** is set at or around 90% and L_2 **405** is set at 5 to 10% below L_1, i.e. at 85% to 80% oxygen saturation. Many other L_1 and L_2 values may be used for an adaptive threshold schema as described herein.

Also shown in FIG. **4**A, in an embodiment the alarm **412** output is triggered when the parameter **401** input falls below AT **442** and ends when the parameter **401** input rises above AT **442** or is otherwise cancelled. In an embodiment, the alarm **412** output is triggered after a time delay (TD), which may be fixed or variable. In an embodiment, the time delay (TD) is a function of the adaptive threshold (AT) **442**. In an embodiment, the time delay (TD) is zero when the adaptive threshold (AT) is at the second lower limit (L_2) **405**.

As shown in FIG. **4**B, a baseline processor **420** embodiment has a sliding window **450**, a bias calculator **460**, a trend calculator **470** and a response limiter **480**. The sliding window **450** inputs the parameter **401** and outputs a time segment **452** of the parameter **401**. In an embodiment, each window incorporates a five minute span of parameter values. The bias calculator **460** advantageously provides an upward shift in the baseline (B) **422** for an additional margin of error over missed true alarms. That is, a baseline **422** is generated that tracks a higher-than-average range of parameter values, effectively raising the adaptive threshold AT slightly above a threshold calculated based upon a true parameter average, as shown and described in detail with respect to FIGS. **7-8**, below. In an embodiment, the bias calculator **460** rejects a lower range of parameter values from each time segment **452** from the sliding window so as to generate a biased time segment **462**.

Also shown in FIG. **4**B, the trend calculator **470** outputs a biased trend **472** of the remaining higher range of parameter values in each biased segment **462**. In an embodiment, the biased trend **462** is an average of the values in the biased time segment **462**. In other embodiments, the biased trend **462** is a median or mode of the values in the biased time segment **462**. The response limiter **480** advantageously limits the extent to which the baseline **422** output tracks the biased trend **472**. Accordingly, the baseline **422** tracks only

relatively longer-lived transitions of the parameter, but does not track (and hence mask) physiologically significant parameter events, such as oxygen desaturations for a SpO_2 parameter to name but one example. In an embodiment, the response limiter **480** has a low pass transfer function. In an embodiment, the response limiter **480** is a slew rate limiter.

FIGS. **5**A-B further illustrate an adaptive threshold processor **440** (FIG. **4**A) having a baseline (B) **422** input and generating an adaptive threshold (AT) **442** output and a delta (Δ) **444** ancillary output according to parameter limits L_1 **403**, L_2 **405** and Max **406**, as described above. As shown in FIG. **5**A, as the baseline (B) **422** decreases (increases) the adaptive threshold (AT) **444** monotonically decreases (increases) between L_1 **403** and L_2 **405**. Further, as the baseline (B) **422** decreases (increases) the delta (Δ) **444** difference between the baseline (B) **422** and the adaptive threshold (AT) **442** monotonically decreases (increases) between Max–L_1 and zero.

As shown in FIG. **5**B, the relationship between the delta (Δ) **444** and the baseline (B) **444** may be linear **550** (solid line), non-linear **560** (small-dash lines) or piecewise-linear (large-dash lines), to name a few. In an embodiment, the adaptive threshold processor **440** (FIG. **4**A) calculates an adaptive threshold (AT) **442** output in response to the baseline (B) **422** input according to a linear relationship. In a linear embodiment, the adaptive threshold processor **440** (FIG. **4**A) calculates the adaptive threshold (AT) **442** according to EQS. 1-2:

$$\Delta = -\left(\frac{\text{Max} - L_1}{\text{Max} - L_2}\right)(\text{Max} - B) + (\text{Max} - L_1) \quad (1)$$

$$AT = B - \Delta \quad (2)$$

where Δ=Max–L_1 @ B=Max; Δ=0 @ B=L_2
and where AT=L_1 @ B=Max; AT=L_2 @ B=L_2, accordingly.

FIG. **6** illustrates the operational characteristics an adaptive alarm system **400** (FIG. **4**A) having parameter limits Max **612**, L_1 **614** and L_2 **616** and an alarm responsive to a baseline (B) **622**, **632**, **642**; an adaptive threshold (AT) **628**, **638**, **648**; and a corresponding Δ **626**, **636**, **646** according to EQS. 1-2, above. In particular, a physiological parameter **610** is graphed versus time **690** for various time segments t_1, t_2, t_3 **692**-**696**. The parameter range (PR) **650** is:

$$PR=\text{Max}-L_2 \quad (3)$$

and the adaptive threshold range (ATR) **660** is:

$$ATR=L_1-L_2 \quad (4)$$

As shown in FIG. **6**, during a first time period t_1 **692**, a parameter segment **620** has a baseline (B) **622** at about Max **612**. As such, Δ **626**=Max–L_1 and the adaptive threshold (AT) **628** is at about L_1 **614**. Accordingly, a transient **624** having a size less than Δ **626** does not trigger the alarm **412** (FIG. **4**A).

Also shown in FIG. **6**, during a second time period t_2 **694**, a parameter segment **630** has a baseline (B) **632** at about L_1 **614**. As such, Δ **636** is less than Max–L_1 and the adaptive threshold (AT) **638** is between L_1 and L_2. Accordingly, a smaller transient **634** will trigger the alarm as compared to a transient **624** in the first time segment.

Further shown in FIG. **6**, during a third time period t_3 **696**, a parameter segment **640** has a baseline (B) **642** at about L_2 **616**. As such, Δ **646** is about zero and the adaptive threshold (AT) **648** is at about L_2. Accordingly, even a small negative transient will trigger the alarm. As such, the behavior of the alarm threshold AT **628**, **638**, **648** advantageously adapts to higher or lower baseline values so as to increase or decrease the size of negative transients that trigger or do not trigger the alarm **412** (FIG. **4**A).

FIG. **7** is a parameter versus time graph **700** illustrating the characteristics of an adaptive alarm system **400** (FIGS. **4**A-B), as described with respect to FIGS. **4**-**6**, above, where the parameter is oxygen saturation (SpO_2). The graph **700** has a SpO_2 trace **710** and a superimposed baseline trace **720**. The graph **700** also delineates tracking periods **730**, where the baseline **720** follows the upper portions of SpO_2 values, and lagging periods **740**, where the baseline **720** does not follow transient SpO_2 events. The tracking time periods **730** illustrate that the baseline **720** advantageously tracks at the higher range of SpO_2 values **710** during relatively stable (flat) periods, as described above. Lagging time periods **740** illustrate that the baseline **720** is advantageously limited in response to transient desaturation events so that significant desaturations fall below an adaptive threshold (not shown) and trigger an alarm accordingly.

FIG. **8** is a parameter versus time graph **800** illustrating characteristics of an adaptive alarm system **400** (FIGS. **4**A-B), as described with respect to FIGS. **4**-**6**, above, where the parameter is oxygen saturation (SpO_2). Vertical axis (SpO_2) resolution is 1%. The time interval **801** between vertical hash marks is five minutes. The graph **800** has a SpO_2 trace **810** and a baseline trace **820**. The graph **800** also has a fixed threshold trace **830**, a first adaptive threshold (AT) trace **840** and a second AT trace **850**. The graph **800** further has a fixed threshold alarm trace **860**, a first adaptive threshold alarm trace **870** and a second adaptive threshold alarm trace **880**. In this example, L_1 is 90% and L_2 is 85% for the first AT trace **840** and first AT alarm trace **870**. L_2 is 80% for a second AT trace **850** and a second AT alarm trace **880**. The fixed threshold **830** results in many nuisance alarms **860**. By comparison, the adaptive threshold alarm with L_2=85% has just one time interval of alarms **872** during a roughly 6% desaturation period (from 92% to 86%). The adaptive threshold alarm with L_2=80%, has no alarms during the 1 hour 25 minute monitoring period.

FIGS. **9**A-B illustrate an adaptive alarm system **900** embodiment having upper parameter limits U_1 and U_2. As shown in FIG. **9**A, the adaptive alarm system **900** has parameter **901**, first limit (U_1) **903**, second limit (U_2) **905** and minimum parameter value (Min) **906** inputs and generates a corresponding alarm **912** output. The parameter **901** input is generated by a physiological parameter processor, such as a pulse oximeter or an advanced blood parameter processor described above, as examples. The adaptive alarm system **900** has an alarm generator **910**, a baseline processor **920**, and an adaptive threshold processor **940**. The alarm generator **910** has parameter **901** and adaptive threshold (AT) **942** inputs and generates the alarm **912** output accordingly. A baseline processor **920** has the parameter **901** input and generates a parameter baseline (B) **922** output. The baseline processor **920**, is described in detail with respect to FIG. **9**B, below. An adaptive threshold processor **940** has parameter baseline (B) **922**, U_1 **903**, U_2 **905** and Min **906** inputs and generates the adaptive threshold (AT) **942**. The adaptive threshold processor **940** is described in detail with respect to FIGS. **10**A-B, below.

As shown in FIG. **9**A, in an embodiment U_1 **903** and U_2 **905** may correspond to conventional fixed alarm thresholds with and without an alarm time delay, respectively. For an adaptive threshold schema, however, U_1 **903** and U_2 **905** do not determine an alarm threshold per se, but are reference levels for determining an adaptive threshold (AT) **942**. In an

embodiment, U_1 **903** is a lower limit of the adaptive alarm threshold AT when the baseline is near the minimum parameter value (Min), and U_2 **905** is an upper limit of the adaptive alarm threshold, as described in detail with respect to FIGS. **10**A-B, below. In an exemplar embodiment when the parameter is oxygen saturation, U_1 **903** is set at or around 85% and U_2 **905** is set at or around 90% oxygen saturation. Many other U_1 and U_2 values may be used for an adaptive threshold schema as described herein.

Also shown in FIG. **9**A, in an embodiment the alarm **912** output is triggered when the parameter **901** input rises above AT **942** and ends when the parameter **901** input falls below AT **942** or is otherwise cancelled. In an embodiment, the alarm **912** output is triggered after a time delay (TD), which may be fixed or variable. In an embodiment, the time delay (TD) is a function of the adaptive threshold (AT) **942**. In an embodiment, the time delay (TD) is zero when the adaptive threshold (AT) is at the second upper limit (U_2) **905**.

As shown in FIG. **9**B, a baseline processor **920** embodiment has a sliding window **950**, a bias calculator **960**, a trend calculator **970** and a response limiter **980**. The sliding window **950** inputs the parameter **901** and outputs a time segment **952** of the parameter **901**. In an embodiment, each window incorporates a five minute span of parameter values. The bias calculator **960** advantageously provides a downward shift in the baseline (B) **922** for an additional margin of error over missed true alarms. That is, a baseline **922** is generated that tracks a lower-than-average range of parameter values, effectively lowering the adaptive threshold AT slightly below a threshold calculated based upon a true parameter average. In an embodiment, the bias calculator **960** rejects an upper range of parameter values from each time segment **952** from the sliding window so as to generate a biased time segment **962**.

Also shown in FIG. **9**B, the trend calculator **970** outputs a biased trend **972** of the remaining lower range of parameter values in each biased segment **962**. In an embodiment, the biased trend **962** is an average of the values in the biased time segment **962**. In other embodiments, the biased trend **962** is a median or mode of the values in the biased time segment **962**. The response limiter **980** advantageously limits the extent to which the baseline **922** output tracks the biased trend **972**. Accordingly, the baseline **922** tracks only relatively longer-lived transitions of the parameter, but does not track (and hence mask) physiologically significant parameter events, such as oxygen desaturations for a SpO_2 parameter to name but one example. In an embodiment, the response limiter **980** has a low pass transfer function. In an embodiment, the response limiter **980** is a slew rate limiter.

FIGS. **10**A-B further illustrate an adaptive threshold processor **940** (FIG. **9**A) having a baseline (B) **922** input and generating an adaptive threshold (AT) **942** output and a delta (Δ) **944** ancillary output according to parameter limits U_1 **903**, U_2 **905** and Min **906**, as described above. As shown in FIG. **10**A, as the baseline (B) **922** decreases (increases) the adaptive threshold (AT) **944** monotonically decreases (increases) between U_1 **903** and U_2 **905**. Further, as the baseline (B) **922** decreases (increases) the delta (Δ) **944** difference between the baseline (B) **922** and the adaptive threshold (AT) **942** monotonically decreases (increases) between Min–U_1 and zero.

As shown in FIG. **10**B, the relationship between the delta (Δ) **944** and the baseline (B) **944** may be linear **550** (solid line), non-linear **560** (small-dash lines) or piecewise-linear (large-dash lines), to name a few. In an embodiment, the adaptive threshold processor **940** (FIG. **9**A) calculates an adaptive threshold (AT) **942** output in response to the baseline (B) **922** input according to a linear relationship. In a linear embodiment, the adaptive threshold processor **940** (FIG. **9**A) calculates the adaptive threshold (AT) **942** according to EQS. 5-6:

$$\Delta = -\left(\frac{U_1 - \text{Min}}{U_2 - \text{Min}}\right)(B - \text{Min}) + (U_1 - \text{Min}) \tag{5}$$

$$AT = B + \Delta \tag{6}$$

where $\Delta = U_1 - \text{Min}$ @ B=Min; $\Delta = 0$ @ $B = U_2$
and where $AT = U_1$ @ B=Min; $AT = U_2$ @ $B = U_2$, accordingly.

FIG. **11** illustrates the operational characteristics an adaptive alarm system **900** (FIG. **9**A) having parameter limits Min **1112**, U_1 **1114** and U_2 **1116** and an alarm responsive to a baseline (B) **1122**, **1132**, **1142**; an adaptive threshold (AT) **1128**, **1138**, **1148**; and a corresponding Δ **1126**, **1136**, **1146** according to EQS. 5-6, above. In particular, a physiological parameter **1110** is graphed versus time **1190** for various time segments t_1, t_2, t_3 **1192-1196**. The parameter range (PR) **1150** is:

$$PR = U_2 - \text{Min} \tag{7}$$

and the adaptive threshold range (ATR) **1160** is:

$$ATR = U_2 - U_1 \tag{8}$$

As shown in FIG. **11**, during a first time period t_1 **1192**, a parameter segment **1120** has a baseline (B) **1122** at about Min **1112**. As such, Δ **1126**=U_1–Min and the adaptive threshold (AT) **1128** is at about U_1 **1114**. Accordingly, a transient **1124** having a size less than Δ **1126** does not trigger the alarm **912** (FIG. **9**A).

Also shown in FIG. **11**, during a second time period t_2 **1194**, a parameter segment **1130** has a baseline (B) **1132** at about U_1 **1114**. As such, Δ **1136** is less than U_1–Min and the adaptive threshold (AT) **1138** is between U_1 and U_2. Accordingly, a smaller transient **1134** will trigger the alarm as compared to a transient **1124** in the first time segment.

Further shown in FIG. **11**, during a third time period t_3 **1196**, a parameter segment **1140** has a baseline (B) **1142** at about U_2 **1116**. As such, Δ **1146** is about zero and the adaptive threshold (AT) **1148** is at about U_2. Accordingly, even a small positive transient will trigger the alarm. As such, the behavior of the alarm threshold AT **1128**, **1138**, **1148** advantageously adapts to higher or lower baseline values so as to increase or decrease the size of positive transients that trigger or do not trigger the alarm **912** (FIG. **9**A).

FIGS. **12**A-B illustrate an adaptive alarm system **1200** embodiment having lower limits L_1, L_2 **1203**, such as described with respect to FIGS. **4**A-B above, or upper limits U_1, U_2 **1205** such as described with respect to FIGS. **9**A-B above, or both. As shown in FIG. **12**A, the adaptive alarm system **1200** has parameter **1201**, lower limit **1203** and upper limit **1205** inputs and generates a corresponding alarm **1212** output. The parameter **1201** input is generated by a physiological parameter processor, such as a pulse oximeter or an advanced blood parameter processor described above, as examples. The adaptive alarm system **1200** has an alarm generator **1210**, a baseline processor **1220** and an adaptive threshold processor **1240**. The alarm generator **1210** has parameter **1201** and adaptive threshold (AT) **1242** inputs and generates the alarm **1212** output accordingly. A baseline processor **1220** has the parameter **1201** input and generates one or more parameter baseline **1222** outputs. The baseline processor **1220**, is described in detail with respect to FIG.

12B, below. An adaptive threshold processor **1240** has parameter baseline **1222**, lower limit L_1, L_2 **1203** and upper limit U_1, U_2 **1205** inputs and generates lower and upper adaptive threshold AT_l, AT_u **1242** outputs. The adaptive threshold processor **1240** also generates ancillary upper and lower delta **1244** outputs. The adaptive threshold processor **1240** is described in detail with respect to FIGS. **13**A-E, below.

As shown in FIG. **12**A, in an embodiment L_1, L_2 **1203** and U_1, U_2 **1205** may correspond to conventional fixed alarm thresholds with an alarm delay (L_1, U_1) and without an alarm delay (L_2, U_2). For an adaptive threshold schema, however, these limits **1203**, **1205** do not determine an alarm threshold per se, but are reference levels for determining lower and upper adaptive thresholds AT_l, AT_u **1242**.

Also shown in FIG. **12**A, in an embodiment the alarm **1212** output is triggered when the parameter **1201** input falls below AT_l **1242** and ends when the parameter **1201** input rises above AT_l **1242** or the alarm is otherwise cancelled. Further, the alarm **1212** output is triggered when the parameter **1201** input rises above AT_u **1242** and ends when the parameter **1201** input falls below AT_u **1242** or the alarm is otherwise cancelled. In an embodiment, the alarm **1212** output is triggered after a time delay (TD), which may be fixed or variable. In an embodiment, the time delay (TD) is a function of the adaptive thresholds (AT_l, AT_u) **1242**. In an embodiment, the time delay (TD) is zero when the lower adaptive threshold (AT_l) **1242** is at the second lower limit (L_2) **1203** or when the upper adaptive alarm threshold AT_u **1242** is at the second upper limit (U_2) **1205**.

As shown in FIG. **12**B, a baseline processor **1220** embodiment has a sliding window **1250**, an over-bias calculator **1260**, an under-bias calculator **1265**, trend calculators **1270** and response limiters **1280**. The sliding window **1250** inputs the parameter **1201** and outputs a time segment **1252** of the parameter **1201**. In an embodiment, each window incorporates a five minute span of parameter **1201** values.

Also shown in FIG. **12**B, the over-bias calculator **1260** advantageously provides an upward shift in the lower baseline (B_l) **1282** for an additional margin of error over missed lower true alarms. That is, a lower baseline (B_l) **1282** is generated that tracks a higher-than-average range of parameter values, effectively raising the lower adaptive threshold AT_l slightly above a threshold calculated based upon a true parameter average. In an embodiment, the over-bias calculator **1260** rejects a lower range of parameter values from each time segment **1252** of the sliding window **1250** so as to generate an over-biased time segment **1262**.

Further shown in FIG. **12**B, the under-bias calculator **1265** advantageously provides a downward shift in the upper baseline (B_u) **1287** for an additional margin of error over missed upper true alarms. That is, an upper baseline (B_u) **1287** is generated that tracks a lower-than-average range of parameter values, effectively lowering the upper adaptive threshold AT_u slightly below a threshold calculated based upon a true parameter average. In an embodiment, the under-bias calculator **1267** rejects an upper range of parameter values from each time segment **1252** of the sliding window **1250** so as to generate an under-biased time segment **1267**.

Additionally shown in FIG. **12**B, the trend calculator **1270** outputs an over-biased trend **1272** of the remaining higher range of parameter values in each over-biased segment **1262**. Further, the trend calculator **1270** outputs an under-biased trend **1277** of the remaining lower range of parameter values in each under-biased segment **1267**. In an embodiment, the biased trends **1272**, **1277** are each an average of the values in the corresponding biased time segments **1262**, **1267**. In other embodiments, the biased trends **1272**, **1277** are each a median or mode of the values in the corresponding biased time segments **1262**, **1267**. The response limiter **1280** advantageously limits the extent to which the baseline **1222** outputs track the biased trends **1272**, **1277**. Accordingly, the baseline **1222** outputs track only relatively longer-lived transitions of the parameter **1201**, but do not track (and hence mask) physiologically significant parameter events. In an embodiment, the response limiter **1280** has a low pass transfer function. In an embodiment, the response limiter **1280** is a slew rate limiter.

FIGS. **13**A-E illustrate parameter (P) operating ranges and ideal ranges in view of both lower and upper parameter limits. As shown in FIG. **13**A, as the baseline (B_l) **1317** decreases (increases) the adaptive threshold (AT_l) **1318** monotonically decreases (increases) between L_1 and L_2. Further, as the baseline (B_l) **1317** decreases (increases) the delta (Δ_l) **1319** difference between the baseline (B_l) **1317** and the adaptive threshold (AT_l) **1318** monotonically decreases (increases) between Max–L_1 and 0.

As shown in FIG. **13**B, as the baseline (B_u) **1327** increases (decreases) the adaptive threshold (AT_u) **1328** monotonically increases (decreases) between U_1 and U_2. Further, as the baseline (B_u) **1327** increases (decreases) the delta (Δ_u) **1329** difference between the adaptive threshold (AT_u) **1328** and the baseline (B_u) **1327** monotonically decreases (increases) between Min–U_1 and 0.

As shown in FIG. **13**C, combining FIGS. **13**A-B, the parameter (P) operating range is bounded by the overlapping regions of **13**A and **13**B **1330** having an upper bound of U_2 and a lower bound of L_2. In particular, L_1, L_2 are the upper and lower limits of the lower adaptive alarm threshold AT_l; and U_2, U_1 are the upper and lower limits of the upper adaptive alarm threshold AT_u.

FIG. **13**D illustrates parameter (P) versus the overlapping independent delta domains F_u, F_l for upper and lower baselines B_u, B_l; adaptive thresholds AT_u, AT_l and deltas Δ_u, Δ_l, based upon FIGS. **13**A-C. FIG. **13**E illustrates parameter (P) versus the overlapping independent delta domains F_u, F_l (reversed); for upper and lower baselines B_u, B_l; adaptive thresholds AT_u, AT_l and deltas Δ_u, Δ_l,

As shown in FIG. **13**E, the equations for bi-lateral adaptive thresholds are:

$$\Delta_u = -\left(\frac{U_1 - L_2}{U_2 - L_2}\right)(B - L_2) + (U_1 - L_2) \tag{9}$$

$$AT_u = B + \Delta_u \tag{10}$$

where $\Delta_u = U_1 - L_2$ @ $B = L_2$; and $\Delta_u = 0$ @ $B = U_2$; and where $AT_u = U_1$ @ $B = L_2$; and $AT_u = U_2$ @ $B = U_2$. Further:

$$\Delta_l = \left(\frac{U_2 - L_1}{U_2 - L_2}\right)(B - L_2) \tag{11}$$

$$AT_l = B - \Delta_l \tag{12}$$

where $\Delta_l = U_2 - L_1$ @ $B = U_2$; and $\Delta_l = 0$ @ $B = L_2$; and where $AT_l = L_1$ @ $B = U_2$; $AT_l = L_2$ @ $B = L_2$.

Although shown as a linear relationship, in general:

$$\Delta_l = f_1(B); \Delta_u = f_2(B)$$

That is, Δ_l and Δ_u can each be a linear function of B, a non-linear function of B or a piecewise linear function of B, to name a few, in a manner similar to that described with respect to FIGS. **5**B and **10**B, above.

FIGS. **14**A-B illustrate the operational characteristics an adaptive alarm system **1200** (FIGS. **12**A-B) having upper

limits U_1, U_2 **1412**, **1414** and lower limits L_1, L_2 **1422**, **1424**. An alarm **1212** (FIG. **12**A) output is responsive to a baseline (B) **1432**, **1442**, **1452**, **1462**; an upper delta (Δ_u) **1437**, **1447**, **1457**, **1467**; and a corresponding upper adaptive threshold (AT_u) **1439**, **1449**, **1459**, **1469**, according to EQS. 9-10, above. Further, the alarm **1212** (FIG. **12**A) output is responsive to a lower delta (Δ_l) **1436**, **1446**, **1456**, **1466** and a corresponding lower adaptive threshold (AT_l) **1438**, **1448**, **1458**, **1468**, according to EQS. 11-12, above.

As shown in FIGS. **14**A-B, a physiological parameter **1410** is graphed versus time **1490** for various time segments t_1, t_2, t_3, t_4 **1492-1498**. The parameter range (PR) **1480** is:

$$PR=U_2-L_2 \tag{13}$$

the lower adaptive threshold AT_l range is:

$$ATR_l=L_1-L_2 \tag{14}$$

the upper adaptive threshold AT_U range is:

$$ATR_l=U_2-U_1 \tag{15}$$

As shown in FIG. **14**A, during a first time period t_1 **1492**, a parameter segment **1430** has a baseline (B) **1432** at about U_2 **1414**. As such, Δ_l **1436**=U_2-L_1; Δ_u **1437**=0; AT_l **1438**=L_1; AT_u **1439**=U_2. Accordingly, a negative transient **1434** having a size less than U_2-L_1 does not trigger an alarm.

Also shown in FIG. **14**A, during a second time period t_2 **1494**, a parameter segment **1440** has a baseline (B) **1442** less than U_2. As such, Δ_l **1446** is less than U_1-L_1 and the adaptive threshold (AT_u) **1447** is between U_1 and U_2. Accordingly, a smaller negative transient **1444** will trigger the alarm as compared to the negative transient **1434** in the first time segment **1430**.

Further shown in FIG. **14**A, during a third time period t_3 **1496**, a parameter segment **1450** has a baseline (B) **1452** less than U_1 **1412**. As such, a smaller negative transient **1454** will trigger the alarm as compared to the negative transient **1444** in the second time segment **1440**. However, a larger positive transient **1455** is needed to trigger the alarm as compared to the positive transient **1445** in the second time segment **1440**.

Additionally shown in FIG. **14**A, during a fourth time period t_4 **1460**, a parameter segment **1460** has a baseline (B) **1462** at about L_2 **1424**. As such, Δ_l **1466**=0; Δ_u **1467**=U_1-L_2; AT_l **1468**=L_2; AT_u **1469**=U_1. Accordingly, a positive transient **1465** having a size less than U_1-L_2 does not trigger an alarm.

An adaptive alarm system has been disclosed in detail in connection with various embodiments. These embodiments are disclosed by way of examples only and are not to limit the scope of the claims that follow. One of ordinary skill in the art will appreciate many variations and modifications.

What is claimed is:

[1. A system for reducing electronic alarms in a medical patient monitoring system, the system comprising:

an optical sensor configured to transmit optical radiation into a tissue site of a patient and detect attenuated optical radiation indicative of at least one physiological parameter of a patient; and

one or more hardware processors in electronic communication with the optical sensor, the one or more hardware processors configured to:

measure oxygen saturation values of a patient over a first period of time;

determine if at least one oxygen saturation value obtained over the first period of time exceeds a first alarm threshold;

determine whether a first alarm should be triggered based on the determination that the at least one oxygen saturation value obtained over the first period of time exceeds the first alarm threshold;

determine a second alarm threshold to be applied during a second period of time subsequent to the first period of time, the second alarm threshold replacing the first alarm threshold, the second alarm threshold being determined by:

comparing at least a first oxygen saturation value obtained during the first time period with a lower limit associated with oxygen saturation; and

computing a second alarm threshold based on the comparison where the second alarm threshold is computed to be at a value less than the at least first oxygen saturation value and greater than the lower limit and at an offset from the first oxygen saturation value, wherein the offset is configured to diminish as a difference between the at least first oxygen saturation value and the lower limit diminishes;

measure oxygen saturation values of a patient over the second period of time to determine at least a second oxygen saturation value; and

determine whether a second alarm should be triggered by determining if at least one oxygen saturation value obtained during the second period of time exceeds the second alarm threshold and triggering an alarm if it is determined the second alarm should be triggered.**]**

[2. The system of claim **1**, wherein the one or more hardware processors are configured to calculate a first baseline measurement from the measured oxygen saturation values over the first period of time and wherein the at least one oxygen saturation value obtained during the first period of time corresponds to the first baseline measurement.**]**

[3. The system of claim **2**, wherein the one or more hardware processors are configured to calculate a second baseline measurement from the measured oxygen saturation values over the second period of time and wherein the at least one oxygen saturation value obtained during the second period of time corresponds to the second baseline measurement.**]**

[4. The system of claim **1**, wherein the lower limit is predefined and corresponds to a minimum parameter value for oxygen saturation.**]**

[5. The system of claim **1**, wherein the one or more hardware processors are further configured to wait for a time delay prior to the triggering of the second alarm, and wherein the time delay is a function of the second alarm threshold.**]**

[6. The system of claim **5**, wherein the time delay decreases as the difference between the at least first oxygen saturation value and the lower limit diminishes.**]**

[7. The system of claim **1**, wherein the first alarm threshold is predetermined.**]**

[8. A system for reducing electronic alarms in a medical patient monitoring system including a pulse oximeter in communication with an optical sensor, the system comprising one or more hardware processors configured to:

measure oxygen saturation values of a patient over a first period of time;

determine if at least one oxygen saturation value obtained over the first period of time exceeds a first alarm threshold;

determine whether a first alarm should be triggered based on the determination that the at least one oxygen saturation value obtained over the first period of time exceeds the first alarm threshold;

compare at least a first oxygen saturation value obtained during the first time period with a lower limit associated with oxygen saturation;

compute a second alarm threshold based on the comparison;

determine a time delay based on the computed second alarm threshold, wherein the time delay approaches zero as the first oxygen saturation value approaches the lower limit;

measure oxygen saturation values of a patient over the second period of time to determine at least a second oxygen saturation value; and

determine whether a second alarm should be triggered by determining if at least one oxygen saturation value obtained during the second period of time exceeds the second alarm threshold for the time delay and triggering an alarm if it is determined the second alarm should be triggered.]

[9. The system of claim 8, wherein the first alarm threshold is predetermined.]

[10. The system of claim 8, wherein the lower limit is predefined and corresponds to a minimum parameter value for oxygen saturation.]

[11. The system of claim 8, where the second alarm threshold is computed to be at a value less than the at least first oxygen saturation value and greater than the lower limit and at an offset from the first oxygen saturation value, wherein the offset is configured to diminish as a difference between the at least first oxygen saturation value and the lower limit diminishes.]

[12. An electronic method for reducing electronic alarms in a medical patient monitoring system, the electronic method comprising:

measuring oxygen saturation values of a patient over a first period of time;

determining if at least one oxygen saturation value determined over the first period of time exceeds a first alarm threshold;

determining whether a first alarm should be triggered based on the determination that at least one oxygen saturation value obtained during the first period of time exceeds the first alarm threshold;

comparing at least a first oxygen saturation value obtained during the first time period with a lower limit associated with oxygen saturation;

computing the second alarm threshold based on the comparison where the second alarm threshold is computed to be at a value less than the at least first oxygen saturation value and greater than the lower limit and at an offset from the first oxygen saturation value, wherein the offset is configured to diminish as a difference between the at least first oxygen saturation value and the lower limit diminishes and wherein the second alarm threshold is configured to be applied during a second period of time subsequent to the first period of time, the second alarm threshold replacing the first alarm threshold;

measuring oxygen saturation values of a patient over the second period of time to determine at least a second oxygen saturation value; and

determining whether a second alarm should be triggered by determining if at least one oxygen saturation value obtained during the second period of time exceeds the second alarm threshold and triggering an alarm if it is determined the second alarm should be triggered.]

[13. The electronic method of claim 12, wherein the one or more hardware processors are configured to calculate a first baseline measurement from the measured oxygen saturation values over the first period of time and wherein the at least one oxygen saturation value obtained during the first period of time corresponds to the first baseline measurement.]

[14. The electronic method of claim 13, wherein the one or more hardware processors are configured to calculate a second baseline measurement from the measured oxygen saturation values over the second period of time and wherein the at least one oxygen saturation value obtained during the second period of time corresponds to the second baseline measurement.]

[15. The electronic method of claim 12, wherein the lower limit is predefined and corresponds to a minimum parameter value for oxygen saturation.]

[16. The electronic method of claim 12, wherein the one or more hardware processors are further configured to wait for a time delay prior to the triggering of the second alarm, and wherein the time delay is a function of the second alarm threshold.]

[17. The electronic method of claim 16, wherein the time delay decreases as the difference between the at least first oxygen saturation value and the lower limit diminishes.]

[18. The electronic method of claim 12, wherein the first alarm threshold is predetermined.]

19. A system for reducing electronic alarms in a patient monitoring system, the system comprising:

an optical sensor configured to transmit optical radiation into a tissue site of a patient and detect attenuated optical radiation indicative of an oxygen saturation of a patient; and

one or more hardware processors in electronic communication with the optical sensor, the one or more hardware processors configured to:

determine, over a first period of time, whether a first alarm should be triggered based on a first oxygen saturation value obtained in the first period of time crossing a first alarm limit;

access a second alarm limit to be applied during a second period of time subsequent to the first period of time, the second alarm limit replacing the first alarm limit, wherein the second alarm limit has a value less than the first oxygen saturation value and greater than a lower limit and at an offset from the first oxygen saturation value, wherein the offset decreases as a difference between the first oxygen saturation value and the lower limit diminishes;

determine oxygen saturation values of the patient over the second period of time; and

trigger a second alarm based on at least one value of the oxygen saturation values obtained over the second period of time crossing the second alarm limit.

20. The system of claim 19, wherein the difference diminishes in response to a decrease in the patient's oxygen saturation until it reaches zero.

21. The system of claim 20, wherein the diminishment is proportional to the difference.

22. The system of claim 20, wherein the diminishment is a stepwise function of discrete diminishment steps.

23. The system of claim 19, wherein the system automatically determines the second alarm limit.

24. The system of claim 19, wherein the system automatically determines the first alarm limit.

25. The system of claim 19, wherein the lower limit is predetermined and corresponds to a minimum parameter value for oxygen saturation.

26. The system of claim 19, wherein the one or more hardware processors are further configured to wait for a time delay prior to triggering of the second alarm, and wherein the time delay is a function of the second alarm limit.

27. An electronic method of reducing electronic alarms in a patient monitoring system, the electronic method comprising:

determining, over a first period of time, whether a first alarm should be triggered based on a first oxygen saturation value obtained in the first period of time crossing a first alarm limit;

accessing a second alarm limit to be applied during a second period of time subsequent to the first period of time, the second alarm limit replacing the first alarm limit, wherein the second alarm limit has a value less than the first oxygen saturation value and greater than a lower limit and at an offset from the first oxygen saturation value, wherein the offset decreases as a difference between the first oxygen saturation value and the lower limit diminishes;

determining oxygen saturation values of the patient over the second period of time; and

triggerring a second alarm based on at least one value of the oxygen saturation values obtained over the second period of time crossing the second alarm limit.

28. The electronic method of claim 27, wherein the difference diminishes in response to a decrease in the patient's oxygen saturation until it reaches zero.

29. The electronic method of claim 28, wherein the diminishment is proportional to the difference.

30. The electronic method of claim 28, wherein the diminishment is a stepwise function of discrete diminishment steps.

31. The electronic method of claim 27, further comprising automatically determines the second alarm limit.

32. The electronic method of claim 27, further comprising automatically determines the first alarm limit.

33. The electronic method of claim 27, wherein the lower limit is predetermined and corresponds to a minimum parameter value for oxygen saturation.

34. The electronic method of claim 27, further comprising waiting for a time delay prior to triggering of the second alarm, and wherein the time delay is a function of the second alarm limit.

35. A system for reducing electronic alarms in a patient monitoring system, the system comprising one or more hardware processors configured to:

determine, over a first period of time, whether a first alarm should be triggered based on a first oxygen saturation value obtained in the first period of time crossing a first alarm limit;

access a second alarm limit to be applied during a second period of time subsequent to the first period of time, the second alarm limit replacing the first alarm limit, wherein the second alarm limit has a value less than the first oxygen saturation value and greater than a lower limit and at an offset from the first oxygen saturation value, wherein the offset decreases as a difference between the first oxygen saturation value and the lower limit diminishes;

determine oxygen saturation values of the patient over the second period of time; and

trigger a second alarm based on at least one value of the oxygen saturation values obtained over the second period of time crossing the second alarm limit.

* * * * *