



US00D993453S

(12) **United States Design Patent**
Izawa et al.

(10) **Patent No.:** **US D993,453 S**
(45) **Date of Patent:** **** Jul. 25, 2023**

(54) **OFFICE BOOTH**
(71) Applicant: **Okamura Corporation**, Yokohama (JP)
(72) Inventors: **Syouchi Izawa**, Yokohama (JP);
Yuichi Ishihara, London (GB)
(73) Assignee: **Okamura Corporation**, Yokohama (JP)
(**) Term: **15 Years**
(21) Appl. No.: **29/778,687**
(22) Filed: **Apr. 14, 2021**

(30) **Foreign Application Priority Data**
Oct. 15, 2020 (JP) 2020-022213 D
(51) **LOC (14) Cl.** **06-06**
(52) **U.S. Cl.**
USPC **D6/643**; D6/332; D25/16
(58) **Field of Classification Search**
USPC D25/1, 3, 4, 13, 16, 18, 19, 31-33, 58;
D6/640-644, 337, 329, 336, 332, 338,
D6/335, 714
CPC E04H 1/0012; E04H 1/1205-1277; E04H
1/14; E04B 2002/7483; E04B 2/7433;
E04B 2/7437
See application file for complete search history.

(56) **References Cited**
U.S. PATENT DOCUMENTS
D225,871 S * 1/1973 Crannell D6/643
D354,818 S * 1/1995 Johnson D25/58
D412,625 S * 8/1999 Montague, III D6/643.1
D457,359 S * 5/2002 Chan D6/714
D646,502 S * 10/2011 Pazhoor D6/643
D720,160 S * 12/2014 Lloyd D6/643
D727,042 S * 4/2015 Wagner D6/338
D740,040 S * 10/2015 Bouroullec D6/338

D740,057 S * 10/2015 Bouroullec D6/643.1
D740,058 S * 10/2015 Bouroullec D6/643.1
D761,576 S * 7/2016 Agati D6/338
D775,865 S * 1/2017 Bouroullec D6/643
D796,871 S * 9/2017 Bouroullec D6/643
D873,821 S * 1/2020 Song D6/332
D878,110 S * 3/2020 Pei D6/643
D895,987 S * 9/2020 Lloyd D6/332
D965,819 S * 10/2022 Yamanashi D25/16
2015/0300010 A1 * 10/2015 Loffler E04B 2/7437
52/36.5

(Continued)

FOREIGN PATENT DOCUMENTS

GB 2076139 * 1/1998

OTHER PUBLICATIONS

Lande, Rondo Suono booth, 2018, Architonic, <https://www.architonic.com/en/product/lande-rondo-suono-booth/20011767> (Year: 2018).*

(Continued)

Primary Examiner — Brett Miller
(74) *Attorney, Agent, or Firm* — Banner & Witcoff, Ltd.

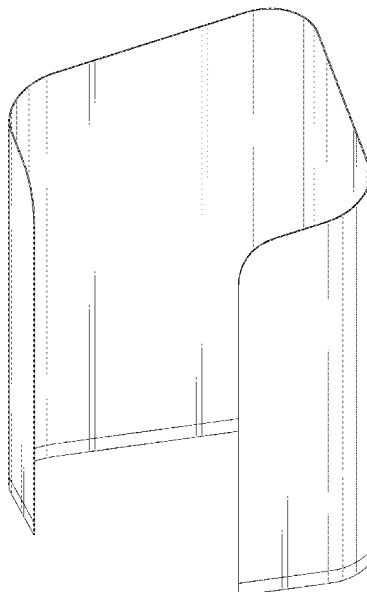
(57) **CLAIM**

The ornamental design for an office booth, as shown and described.

DESCRIPTION

FIG. 1 is a perspective view of an office booth showing our new design;
FIG. 2 is a front view thereof;
FIG. 3 is a rear view thereof;
FIG. 4 is a right side view thereof, the left side view being a mirror image thereof;
FIG. 5 is a top view thereof; and,
FIG. 6 is a bottom view thereof.

1 Claim, 6 Drawing Sheets



(56)

References Cited

U.S. PATENT DOCUMENTS

2018/0355608 A1* 12/2018 Holbrook E04B 2/7433

OTHER PUBLICATIONS

BuzziSpace, BuzziHug, 2021, Architonic, <https://www.architonic.com/en/product/buzzispace-buzzihug/20702296> (Year: 2021).*

* cited by examiner

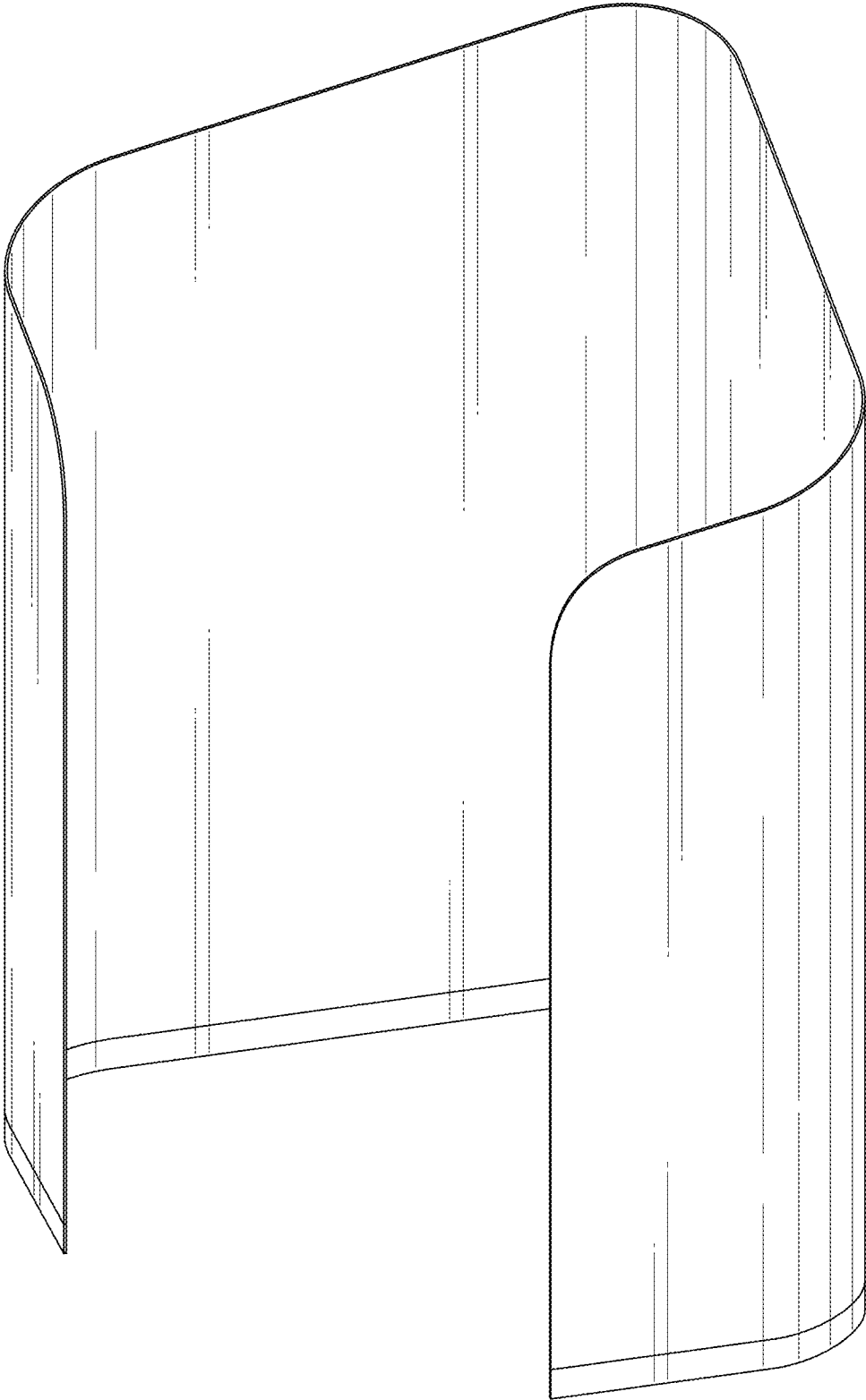


FIG. 1

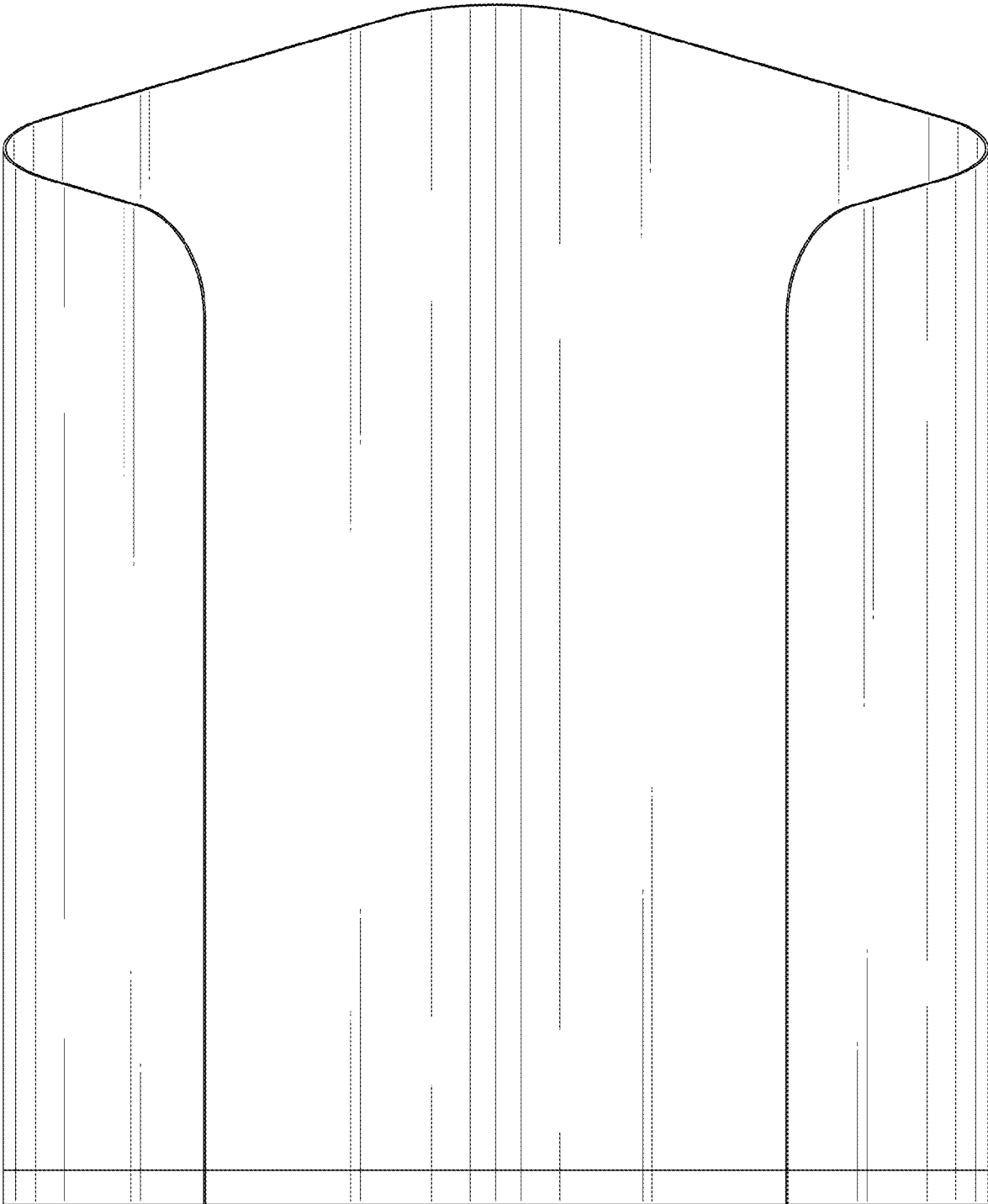


FIG. 2




FIG. 3




FIG. 4

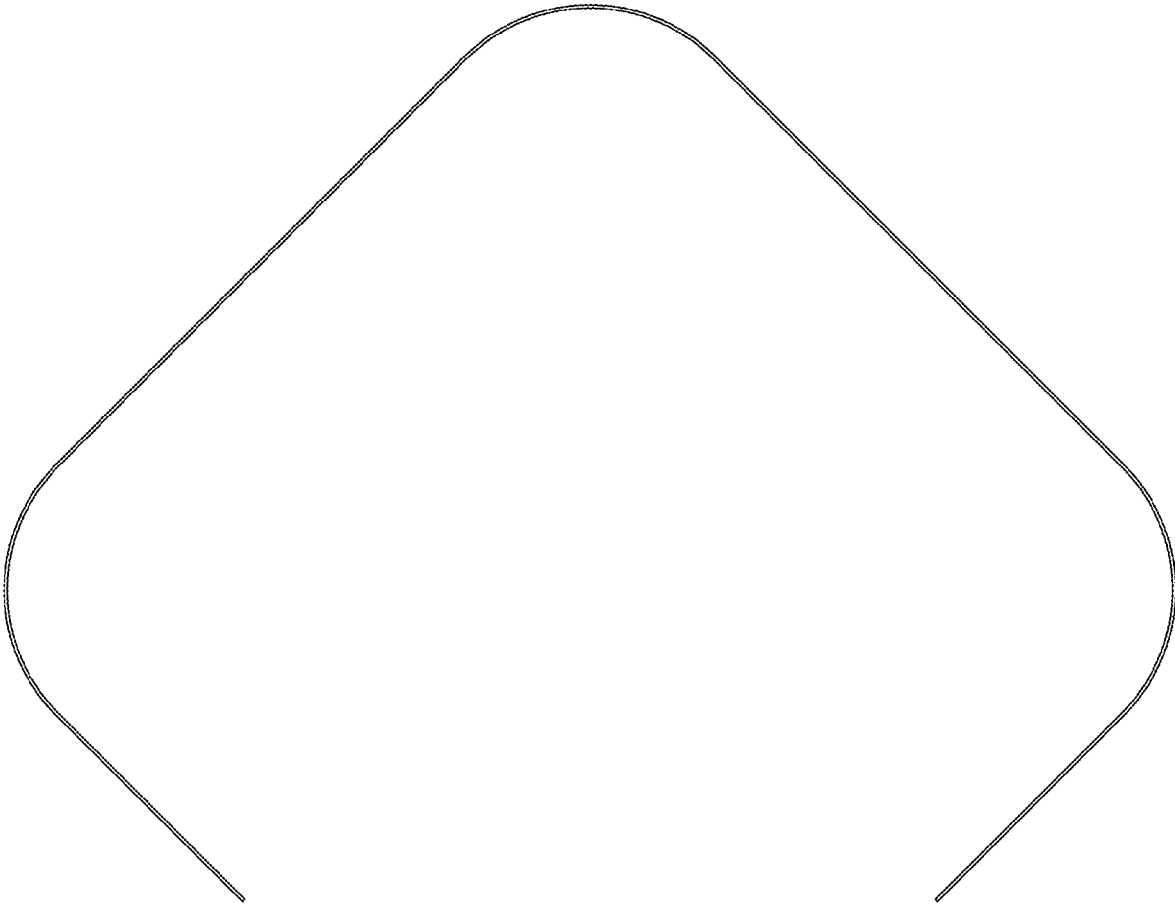


FIG. 5

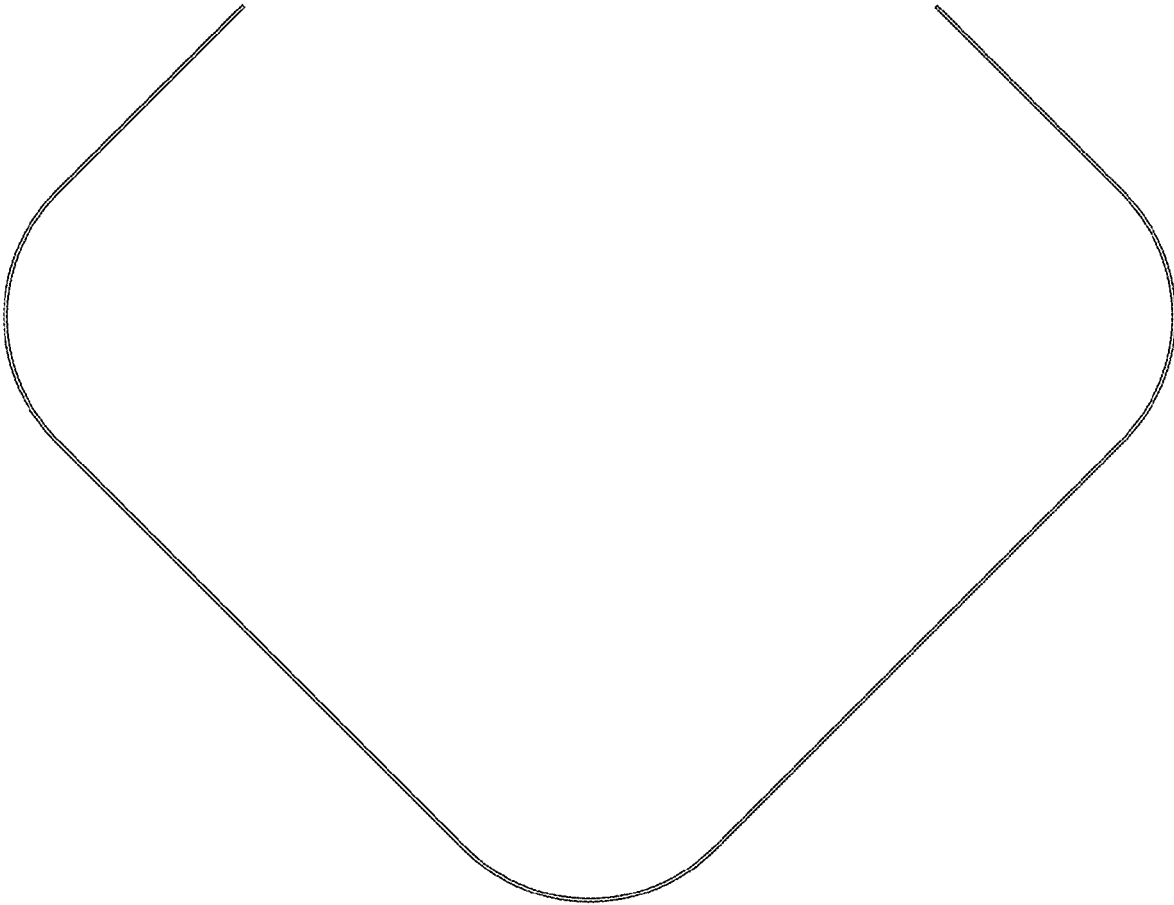


FIG. 6