



US00D476337S

(12) **United States Design Patent** (10) **Patent No.:** **US D476,337 S**  
**Bradley** (45) **Date of Patent:** **\*\* Jun. 24, 2003**

(54) **PEDESTAL COMPUTER DOCKING STATION**

D415,768 S \* 10/1999 Howell ..... D14/239  
D427,163 S \* 6/2000 Bergeron Gull et al. ... D14/452  
D451,923 S \* 12/2001 Lord ..... D14/434

(76) Inventor: **Chris Bradley**, 1245 Crompton Rd.,  
Redwood City, CA (US) 94061

\* cited by examiner

(\*\*) Term: **14 Years**

*Primary Examiner*—Kay H. Chin

(21) Appl. No.: **29/159,876**

(57) **CLAIM**

(22) Filed: **Apr. 29, 2002**

The ornamental design for a pedestal computer docking station, as shown and described.

(51) **LOC (7) Cl.** ..... **14-02**

**DESCRIPTION**

(52) **U.S. Cl.** ..... **D14/434; D14/451**

(58) **Field of Search** ..... D14/432, 434,  
D14/358, 451, 452, 448; D13/107, 108;  
361/681, 686, 687, 679-683, 724; 248/441.1,  
442.2, 461, 918

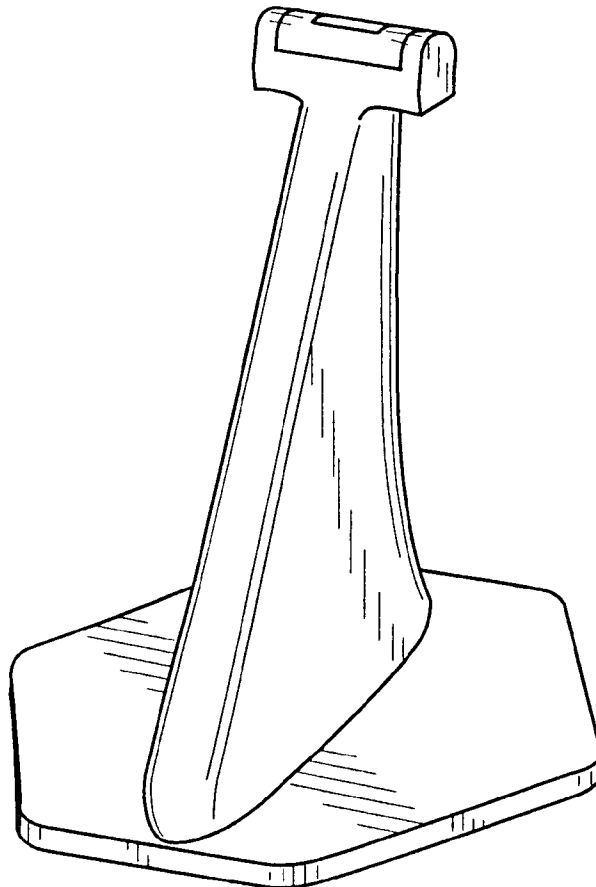
FIG. 1 is a front perspective view of a pedestal computer docking station showing my new design;  
FIG. 2 is a front view thereof;  
FIG. 3 is a back view thereof;  
FIG. 4 is a side view, an opposing side view being the mirror image thereof;  
FIG. 5 is a top view thereof; and,  
FIG. 6 is a bottom view thereof.

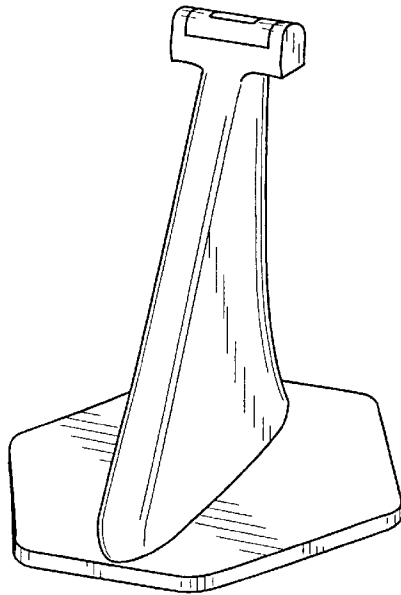
(56) **References Cited**

**U.S. PATENT DOCUMENTS**

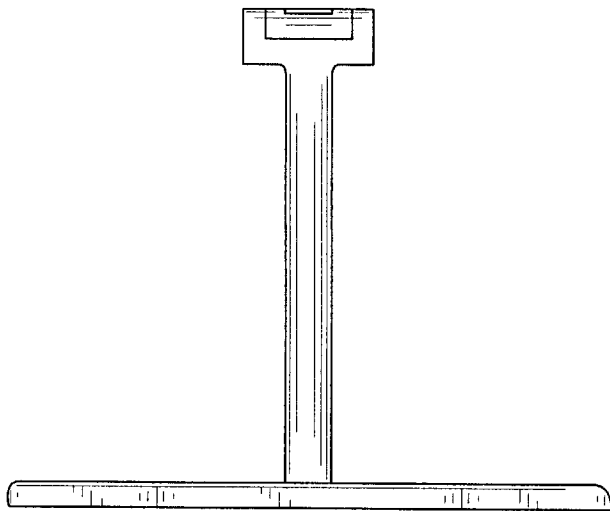
D295,415 S \* 4/1988 Thies et al. .... D14/452  
D311,392 S \* 10/1990 Hillary et al. .... D14/452  
D317,760 S \* 6/1991 Esslinger ..... D14/451

**1 Claim, 2 Drawing Sheets**

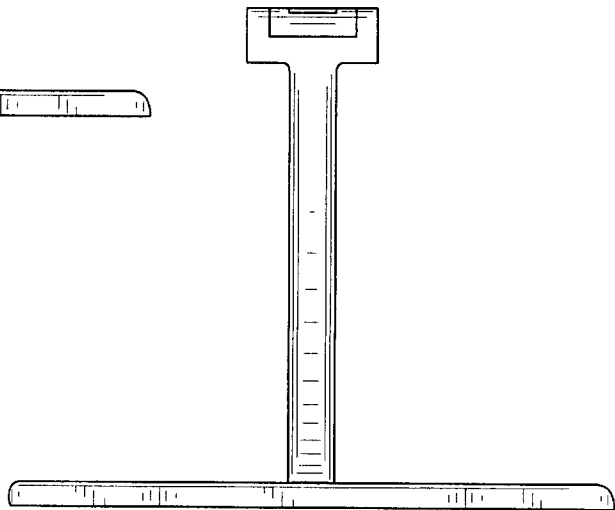




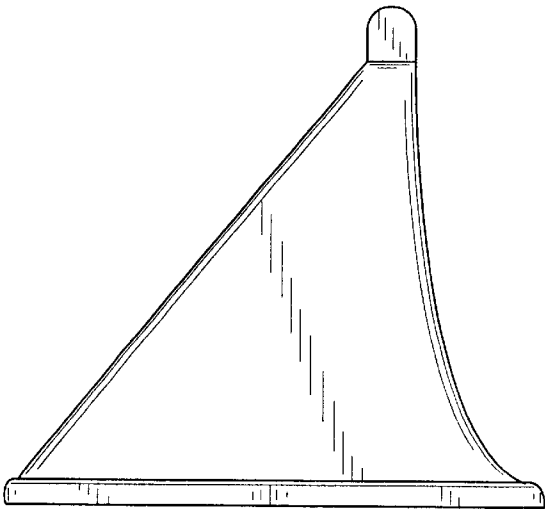
**Fig. 1**



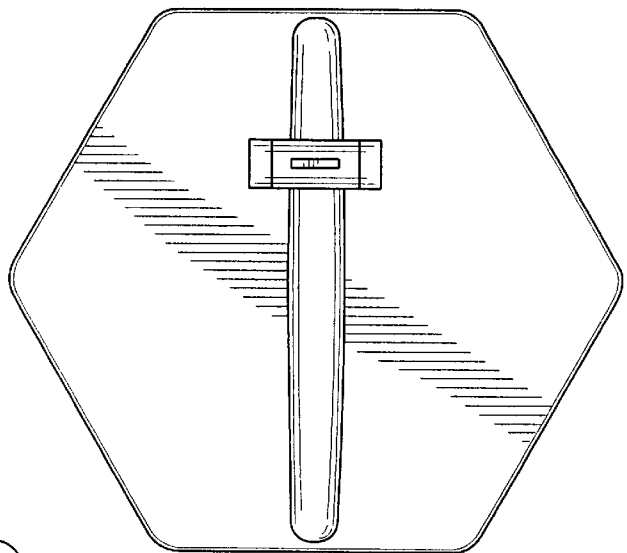
**Fig. 2**



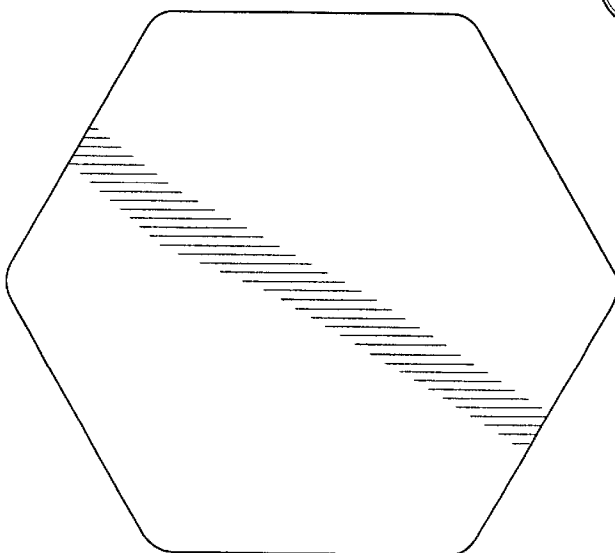
**Fig. 3**



**Fig. 4**



**Fig. 5**



**Fig. 6**