



US00D362173S

United States Patent [19]

[11] Patent Number: **Des. 362,173**

Skitromo

[45] Date of Patent: **** Sep. 12, 1995**

[54] **EXTERIOR LAMP MOUNTING PLATE**

[76] Inventor: **Julian R. Skitromo**, 152 N. Branford Rd., Wallingford, Conn. 06492

[**] Term: **14 Years**

[21] Appl. No.: **19,023**

[22] Filed: **Feb. 22, 1994**

[52] U.S. Cl. **D8/350; D26/142**

[58] Field of Search **D8/350; D26/87, 92, D26/142, 145; 174/66; 362/430, 432; 52/28; 220/241**

[56] **References Cited**

U.S. PATENT DOCUMENTS

D. 318,743	7/1991	Meck et al.	D26/142
4,635,168	1/1987	Crowley	362/432
5,000,409	3/1991	MacLeod et al.	52/28
5,275,366	1/1994	Simmons	362/432

OTHER PUBLICATIONS

American Handicrafts Cat. 59; Winter 72, p. 30; white pine board A.
Multiples 948 Cat; ©1991; Section A/p. 5, wall sconce II body.

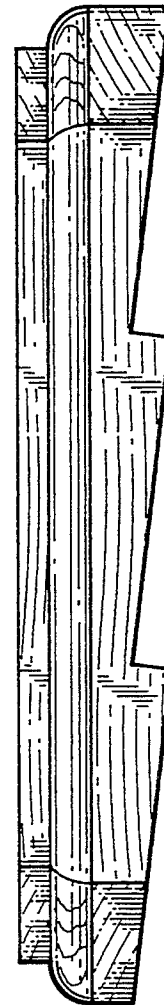
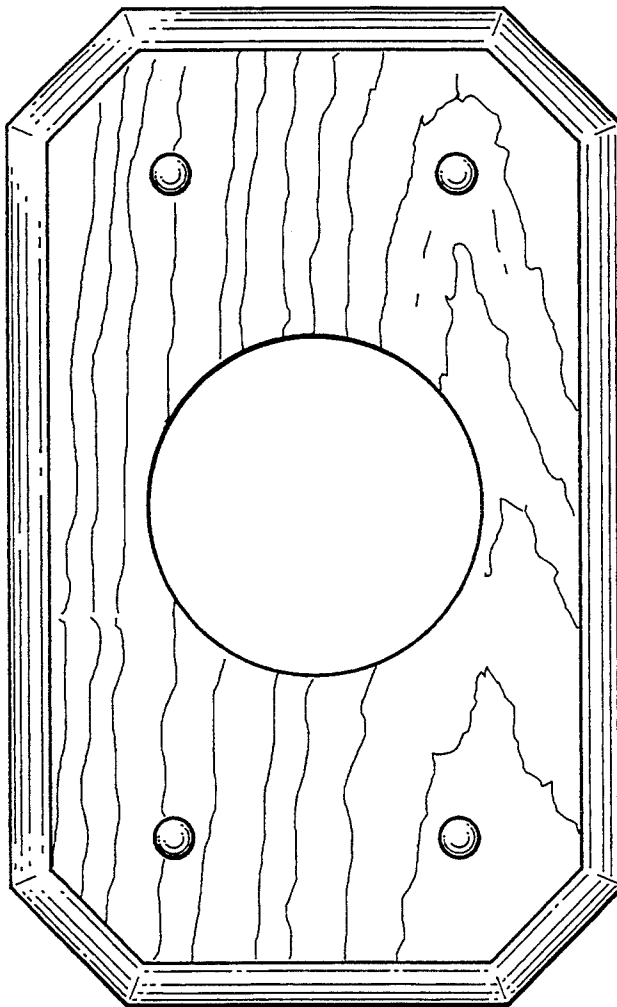
Primary Examiner—B. J. Bullock
Attorney, Agent, or Firm—Chaucer & Rosado

[57] **CLAIM**

The ornamental design for a exterior lamp mounting plate, as shown and described.

DESCRIPTION

FIG. 1 is a front view of the exterior lamp mounting plate incorporating my new design;
FIG. 2 is a top view thereof;
FIG. 3 is a bottom view thereof;
FIG. 4 is a right side view thereof, the left side being a mirror image; and,
FIG. 5 is a rear view thereof.



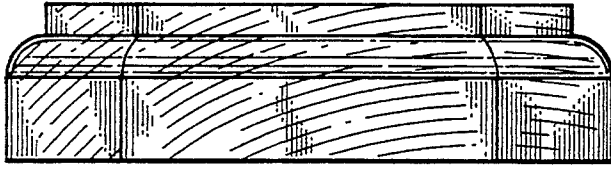


FIG-2

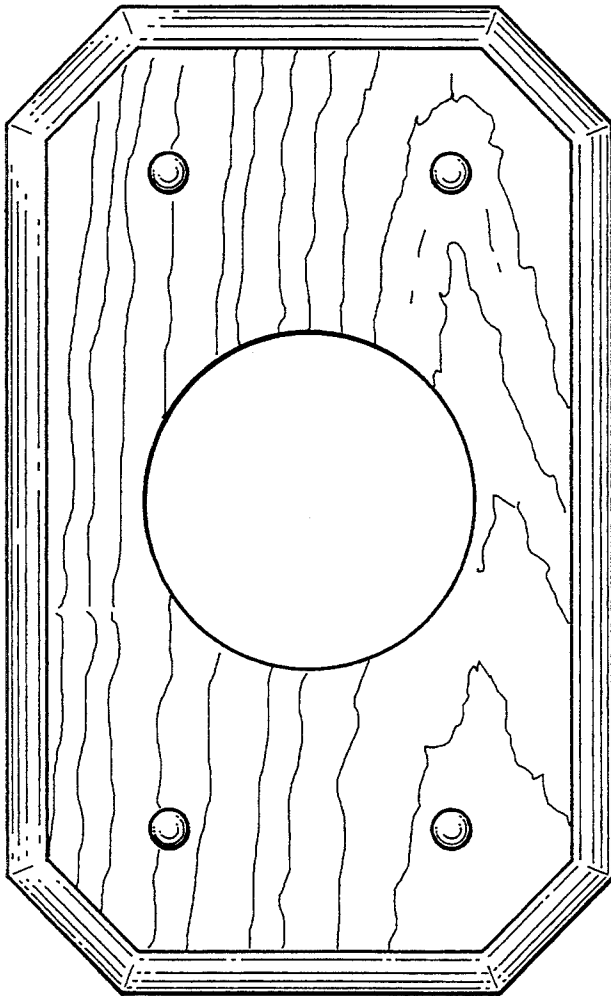


FIG-1

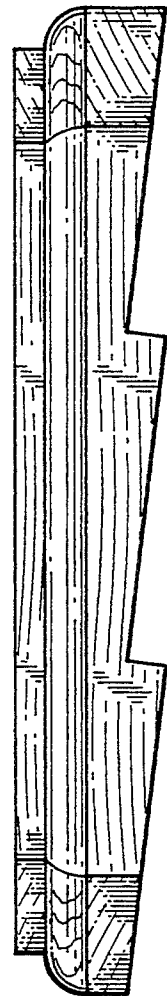


FIG-4

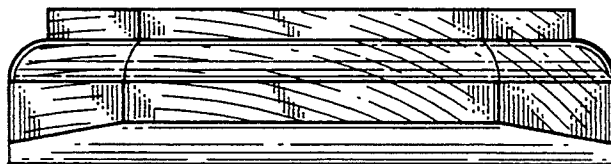


FIG-3

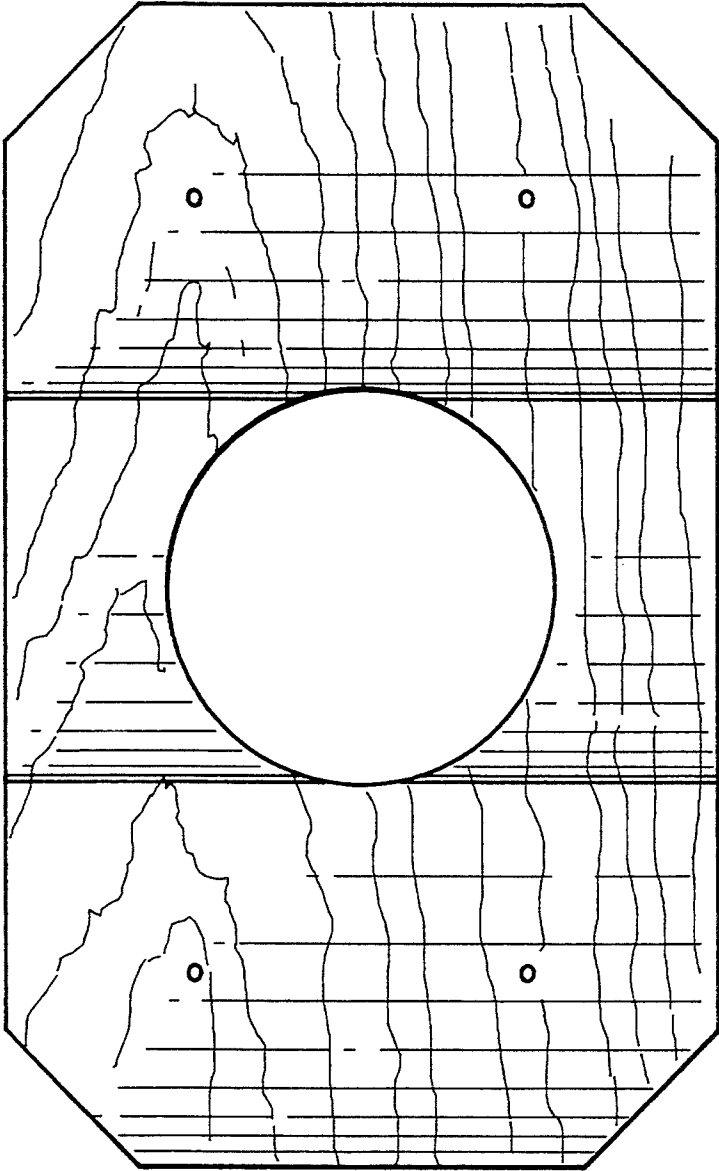


FIG-5