

[54] TERRESTRIAL TELESCOPE

[75] Inventor: Takeo Ogasawara, Tokyo, Japan

[73] Assignee: Kowa Company Ltd., Japan

[**] Term: 14 Years

[21] Appl. No.: 596,535

[22] Filed: Apr. 4, 1984

[52] U.S. Cl. D16/132

[58] Field of Search D16/130-136;
350/562-569

Spotting Scope/Optical Instruments Boxes, Design Library.
Selsi Co. Inc. Catalog, p. 15, Spotting Scope 60x, No. 245/"Optical Instruments" Cat. Boxes-Design Library.

Primary Examiner—Susan J. Lucas
Assistant Examiner—C. E. Heflin
Attorney, Agent, or Firm—Brumbaugh, Graves, Donohue & Raymond

[57] CLAIM

The ornamental design for a terrestrial telescope, substantially as shown and described.

DESCRIPTION

FIG. 1 is a perspective view of a terrestrial telescope showing my new design;
FIG. 2 is an elevation view showing the left side thereof;
FIG. 3 is an elevation view showing the right side thereof;
FIG. 4 is a top plan view thereof;
FIG. 5 is a bottom plan view thereof;
FIG. 6 is a front elevation view thereof;
FIG. 7 is a rear elevation view thereof; and
FIG. 8 is a longitudinal cross-sectional view thereof.

[56] References Cited

U.S. PATENT DOCUMENTS

2,610,545 9/1952 Davidson 350/564 X
4,072,396 2/1978 Ross 350/563

FOREIGN PATENT DOCUMENTS

141357 4/1935 Fed. Rep. of Germany 350/562
361650 11/1931 United Kingdom 350/569

OTHER PUBLICATIONS

Bushnell Catalog, Rear Cover, "Spacemaster" 60 mm

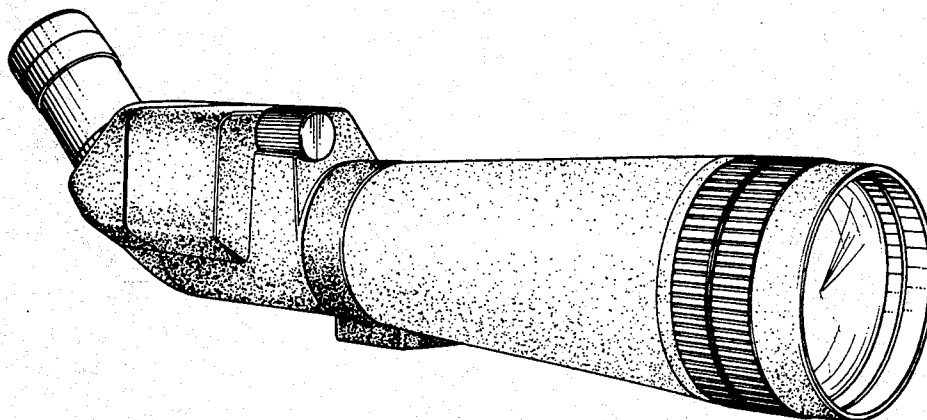


FIG. 1

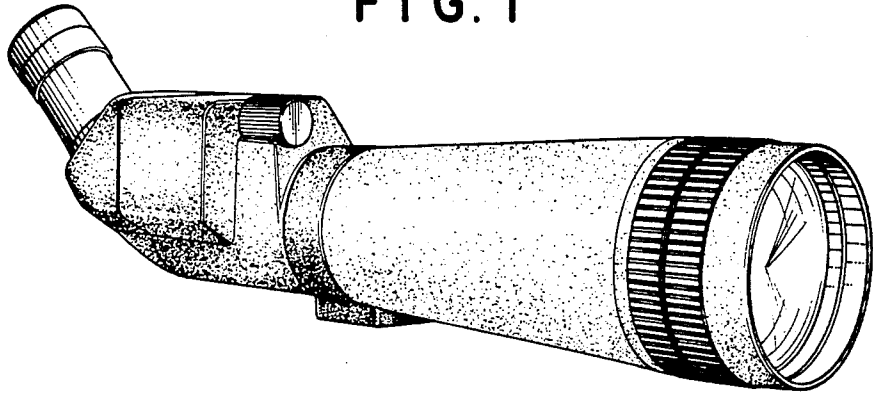


FIG. 2

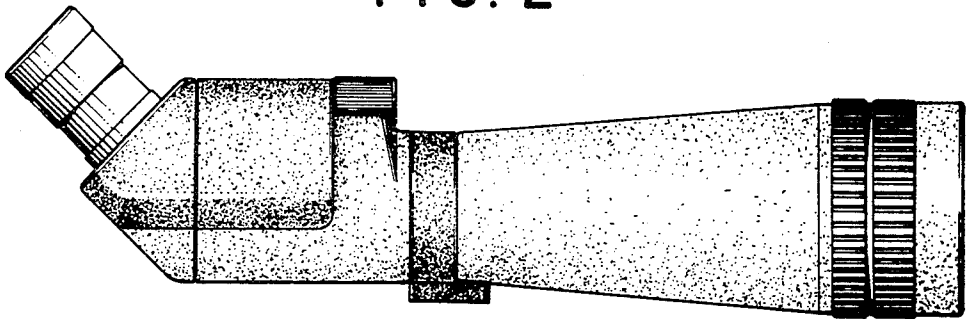


FIG. 3

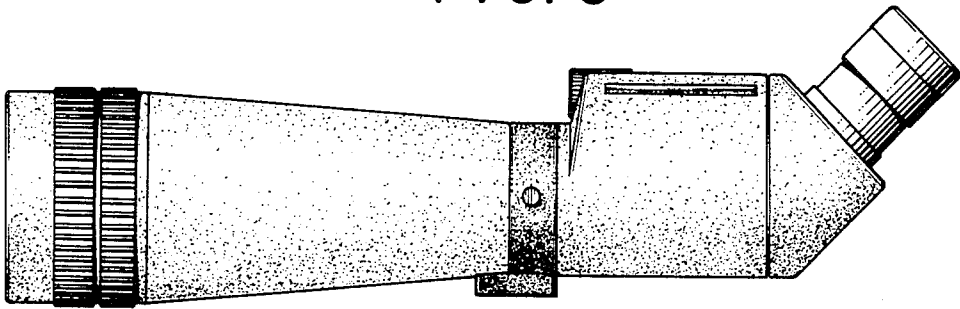


FIG. 4

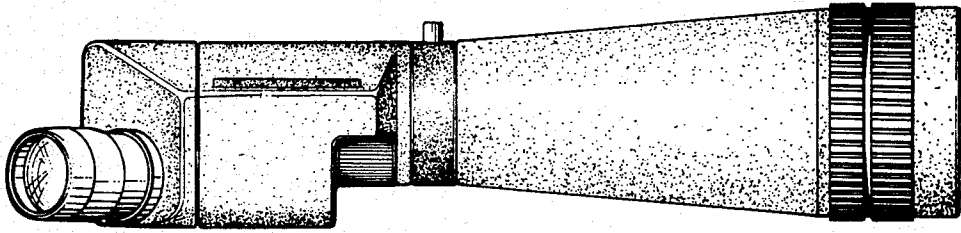


FIG. 5

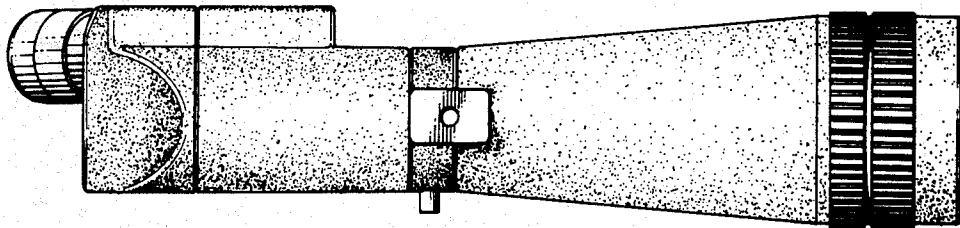


FIG. 6

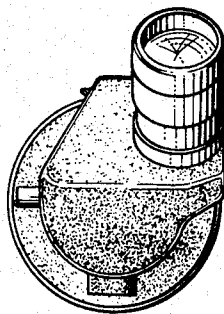


FIG. 7




FIG. 8

