

(12) INTERNATIONAL APPLICATION PUBLISHED UNDER THE PATENT COOPERATION TREATY (PCT)

(19) World Intellectual Property
Organization

International Bureau



WIPO | PCT



(10) International Publication Number

WO 2012/158657 A1

(43) International Publication Date
22 November 2012 (22.11.2012)

(51) International Patent Classification:

A61K 39/395 (2006.01) C07K 16/28 (2006.01)
C12P 21/08 (2006.01)

(21) International Application Number:

PCT/US2012/037864

(22) International Filing Date:

15 May 2012 (15.05.2012)

(25) Filing Language:

English

(26) Publication Language:

English

(30) Priority Data:

61/487,452 18 May 2011 (18.05.2011) US

(71) Applicant (for all designated States except US): **MERCK SHARP & DOHME CORP.** [US/US]; 126 East Lincoln Avenue, Rahway, New Jersey 07065-0907 (US).

(72) Inventors; and

(71) Applicants (for NZ, US only): **GOETSCH, Liliane** [FR/FR]; 15 Route de Cluses, F-74130 Ayzé (FR). **HSU, Karl** [US/US]; 270 Albany Street, Cambridge, Massachusetts 02139 (US).

(74) Common Representative: **MERCK SHARP & DOHME CORP.**; 126 East Lincoln Avenue, Rahway, New Jersey 07065-0907 (US).

(81) Designated States (unless otherwise indicated, for every kind of national protection available): AE, AG, AL, AM, AO, AT, AU, AZ, BA, BB, BG, BH, BR, BW, BY, BZ,

CA, CH, CL, CN, CO, CR, CU, CZ, DE, DK, DM, DO, DZ, EC, EE, EG, ES, FI, GB, GD, GE, GH, GM, GT, HN, HR, HU, ID, IL, IN, IS, JP, KE, KG, KM, KN, KP, KR, KZ, LA, LC, LK, LR, LS, LT, LU, LY, MA, MD, ME, MG, MK, MN, MW, MX, MY, MZ, NA, NG, NI, NO, NZ, OM, PE, PG, PH, PL, PT, QA, RO, RS, RU, RW, SC, SD, SE, SG, SK, SL, SM, ST, SV, SY, TH, TJ, TM, TN, TR, TT, TZ, UA, UG, US, UZ, VC, VN, ZA, ZM, ZW.

(84) Designated States (unless otherwise indicated, for every kind of regional protection available): ARIPO (BW, GH, GM, KE, LR, LS, MW, MZ, NA, RW, SD, SL, SZ, TZ, UG, ZM, ZW), Eurasian (AM, AZ, BY, KG, KZ, RU, TJ, TM), European (AL, AT, BE, BG, CH, CY, CZ, DE, DK, EE, ES, FI, FR, GB, GR, HR, HU, IE, IS, IT, LT, LU, LV, MC, MK, MT, NL, NO, PL, PT, RO, RS, SE, SI, SK, SM, TR), OAPI (BF, BJ, CF, CG, CI, CM, GA, GN, GQ, GW, ML, MR, NE, SN, TD, TG).

Declarations under Rule 4.17:

- as to applicant's entitlement to apply for and be granted a patent (Rule 4.17(ii))
- as to the applicant's entitlement to claim the priority of the earlier application (Rule 4.17(iii))

Published:

- with international search report (Art. 21(3))
- with sequence listing part of description (Rule 5.2(a))



WO 2012/158657 A1

(54) Title: THERAPEUTIC ANTI-IGF1R COMBINATIONS

(57) Abstract: The present invention provides, in part, compositions including an anti-IGF1R antibody or antigen-binding fragment thereof and any one or more of cisplatin, pemetrexed, gemcitabine and/or irinotecan; optionally including or excluding a further chemotherapeutic agent, as well as methods of treating diseases, such as cancer, using such compositions.

THERAPEUTIC ANTI-IGF1R COMBINATIONS

This Application claims the benefit of U.S. Provisional Patent Application No. 61/487,452; filed May 18, 2011; which is herein incorporated by reference in its entirety.

5

Field of the Invention

The field of the invention relates to methods for treating diseases such as cancer with combinations that include an anti-IGF1R antibody and cisplatin, pemetrexed, gemcitabine and/or irinotecan.

10

Background of the Invention

The insulin-like growth factors include insulin-like growth factor-I (IGF-I) and insulin-like growth factor-II (IGF-II). These growth factors exert mitogenic activity on various cell types, including tumor cells, by binding to a common receptor named the insulin-like growth factor receptor-1 (IGFR1).

15

Several lines of evidence indicate that IGF-I, IGF-II and their receptor IGFR1 are important mediators of the malignant phenotype. Plasma levels of IGF-I have been found to be a predictor of prostate cancer risk and similar epidemiological studies strongly link plasma IGF-I levels with breast, colon and lung cancer risk. Overexpression of Insulin-like Growth Factor Receptor-I has also been demonstrated in several cancer cell lines and tumor tissues. IGFR1 is overexpressed in breast, cervical, colorectal and lung cancer cell lines.

20

Therapeutic anti-cancer antibodies may be combined with a further chemotherapeutic agent which, for example, may provide significant therapeutic benefits to the patient, for example, by targeting a metabolic pathway distinct from that targeted by the antibody.

25

Summary of the Invention

The present invention provides, in part, a composition comprising (e.g., a kit optionally further including a package insert with instructions for use) an isolated antibody or antigen-binding fragment thereof (e.g., antibody such as a humanized antibody) comprising CDR-L1; CDR-L2; and CDR-L3 in a light chain immunoglobulin variable region comprising the amino acid sequence set forth in SEQ ID NO: 1; and/or, CDR-H1; CDR-H2; and CDR-H3 in a heavy chain immunoglobulin variable region comprising the amino acid sequence set forth in SEQ ID NO: 2; in association with cisplatin, pemetrexed, gemcitabine and/or irinotecan (e.g., pemetrexed and cisplatin); e.g., wherein the isolated antibody or antigen-binding fragment thereof (e.g., antibody such as a humanized antibody; e.g., dalotuzumab)

35

comprises a light chain immunoglobulin variable region comprising: CDR-L1 comprising the amino acid sequence set forth in SEQ ID NO: 3; CDR-L2 comprising the amino acid sequence set forth in SEQ ID NO: 4; and CDR-L3 comprising the amino acid sequence set forth in SEQ ID NO: 5; and/or a heavy chain immunoglobulin variable region comprising:

5 CDR-H1 comprising the amino acid sequence set forth in SEQ ID NO: 6; CDR-H2 comprising the amino acid sequence set forth in SEQ ID NO: 7; and CDR-H3 comprising the amino acid sequence set forth in SEQ ID NO: 8; e.g., wherein the antibody or fragment comprises a light chain immunoglobulin variable region comprising the amino acid sequence set forth in SEQ ID NO: 1; and/or a heavy chain immunoglobulin variable region

10 comprising the amino acid sequence set forth in SEQ ID NO: 2. In an embodiment of the invention, the composition comprises or excludes a further chemotherapeutic agent such as, for example, a HER2 antagonist, aprepitant, topotecan, 131-I-TM-601, 13-cis-retinoic acid, 4-hydroxytamoxifen, 5-deoxyuridine, 5'-deoxy-5-fluorouridine, 5-fluorouracil and leucovorin; , PEG-labeled irinotecan, 6-mecaptopurine, 7-hydroxy staurosporine, a CDK

15 inhibitor, a combination of irinotecan, 5-fluorouracil and leucovorin, a farnesyl protein transferase inhibitor, a lutenizing hormone-releasing hormone agonist, a MEK inhibitor, a progestational agent, a progestin, a Raf inhibitor, a selective estrogen receptor modulator, a VEGFR inhibitor, anti-VEGFR-2 antibody, abraxane, zotarolimus, ABX-EGF antibody, acolbifene, ADS-100380, axitinib, alprazolam, ALT-110, altretamine, amifostine,

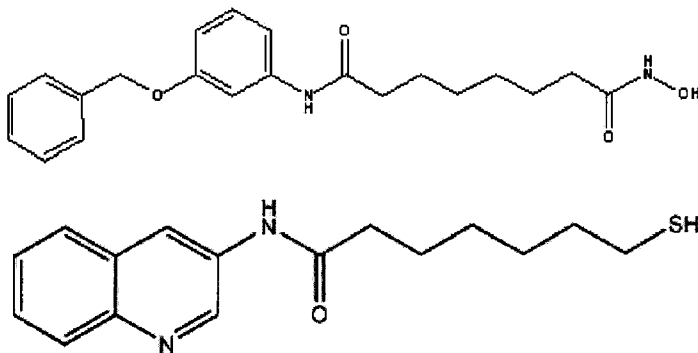
20 aminoglutethimide, amrubicin, amsacrine, an anti-EGFR antibody, an antiestrogen, an anti-HER2 antibody, an aromatase inhibitor, an EGF Receptor antagonist, an interferon, an antiemetic, an mTOR inhibitor, an NK-1 receptor antagonist, anagrelide, anastrozole, anastrozole, angiostatin, ARQ-197, arzoxifene, Asparaginase, AT-9263, atrasentan, ficlatuzumab, barasertib, selumetinib, cediranib, Bacillus Calmette-Guerin (BCG) vaccine,

25 batabulin, BAY-43-9006, BC-210, bevacizumab, Bio 111, BIO 140, bleomycin, BMS-214662, ixabepilone, BMS-275291, BMS-310705, bortezimib, buserelin, busulfan, calcitriol, camptothecin, canertinib, capecitabine, carboplatin, carmustine, casopitant, CC 8490, cetuximab, CG-1521, CG-781, dovitinib, chlamydocin, chlorambucil, cilengitide, cimitidine, cladribine, clodronate, COL-3, conjugated estrogens, CP-724714, cyclophosphamide,

30 cyproterone, cytarabine, cytosine arabinoside, dacarbazine, dactinomycin, darbepoetin alfa, dasatanib, daunorubicin, decatanib, denileukin, deoxycoformycin, DES(diethylstilbestrol), dexamethasone, diethylstilbestrol, diftotox, diphenhydramine, DN-101, docetaxel, dolasetron, doxorubicin, droloxifene, dronabinol, droperidol, edotecarin, edotreotide, pelitinib, cilengitide, endostatin, enzastaurin, epirubicin, epithilone B, epoetin alfa, ERA-923,

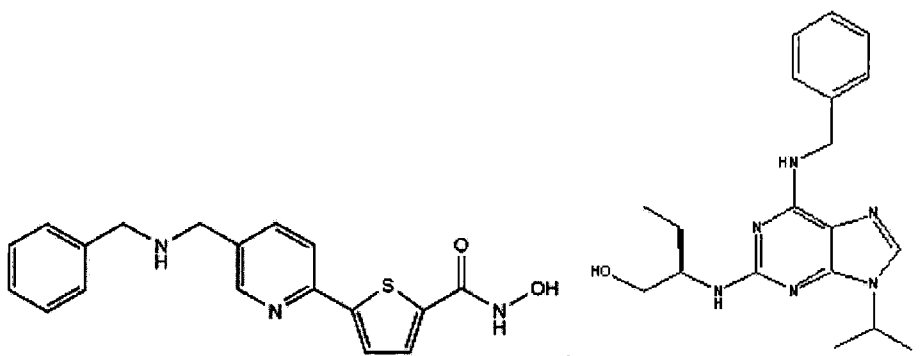
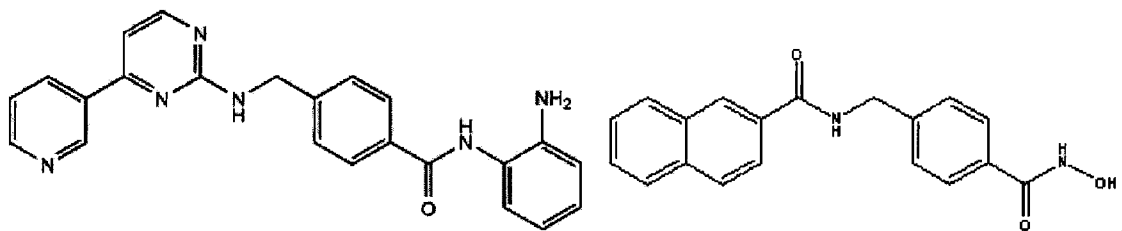
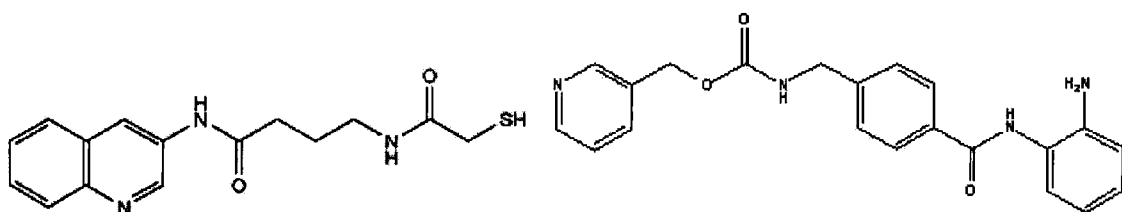
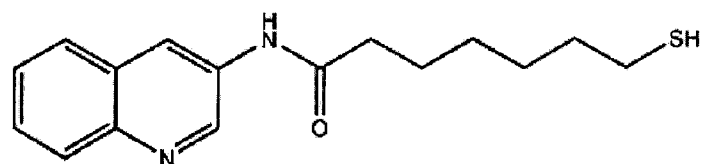
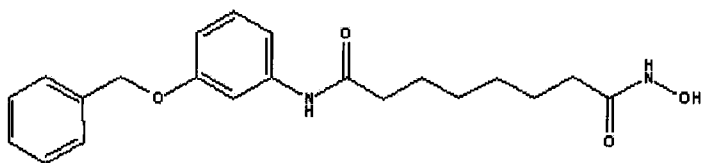
35 erbitux,erlotinib, erythropoietin, estradiol, estramustine, etoposide, everolimus, exemestane, finasteride, depsiptide, flavopiridol, floxuridine, fludarabine, fludrocortisones, fluorouracil,

- fluoxymesterone, flutamide, FOLFOX regimen, folinic acid, fulvestrant, gefitinib, gimatecan, goserelin acetate, gossypol, granisetron, GSK461364, GSK690693, lapatinib, haloperidol, neratinib, HMR-3339, hydroxyprogesterone caproate, hydroxyurea, hydroxyzine, idarubicin, idoxifene, ifosfamide, L-glutamine L-tryptophan dipeptide, imatinib, anti-KDR antibody IMC-
 5 1C11, INO 1001, interleukin-12, IPdR, ipilimumab, JNJ-16241199, KRN951, KRX-0402, L-779450, lapatanib, lasofoxifene, Lep-etu, letrozole, leucovorin, leuprolide, leuprolide acetate, levamisole, lomustine, lonafarnib, lorazepam, lucanthone, LY292223, LY292696, LY293646, LY293684, LY294002, marimastat, mechlorethamine, medroxyprogesterone acetate, megestrol acetate, melphalan, mercaptopurine, mesna, methotrexate,
 10 methylprednisolone, metoclopramide, mithramycin, mitomycin, mitotane, mitoxantrone, tozasertib, MLN8054, neovastat, netupitant, neuradiab, nilotinib, nilutamide, nolatrexed, dacinostat, oblimersen, octreotide, ofatumumab, ondansetron, oregovomab, oxaliplatin, paclitaxel, palonosetron, pamidronate, panitumumab, pazopanib, PD184352, PD0325901, pegfilgrastim, pentostatin, danusertib, phenylalanine mustard, piperidoxifene, PKI-166,
 15 plicamycin, porfimer, procarbazine, prochlorperazine, PTK787/ZK 222584, R-763, raloxifene, raltitrexed, rapamycin, razoxin, rituximab, romidepsin, berubicin, rubitecan, SB-556629, L-alanosine, Seliciclib, sirolimus, sorafenib, spironolactone, squalamine, streptozocin, semaxinib, SU6668, suberoyl analide hydroxamic acid, sunitinib, sunitinib malate, mubritinib, talampanel, tamoxifen, temozolomide, temsirolimus, teniposide,
 20 tesmilifene, testosterone, tetrandrine, thalidomide, thioguanine, thiotepa, ticilimumab, tipifarnib, canfosfamide, topotecan, toremifene citrate, trabectedin, trastuzumab, tretinoin, trichostatin A, triptorelin pamoate, tropisetron, bazedoxifene, uracil mustard, valproic acid, valrubicin, vandetanib, vatalanib, VEGF trap, vinblastine, vincristine, vindesine, vinorelbine, vitaxin, vitespan, vorinostat, VX-745, wortmannin, diphtheria toxin (S525F variant)
 25 conjugated to transferrin, zanolimumab, ZK186619, ZK-304709, ZM336372,

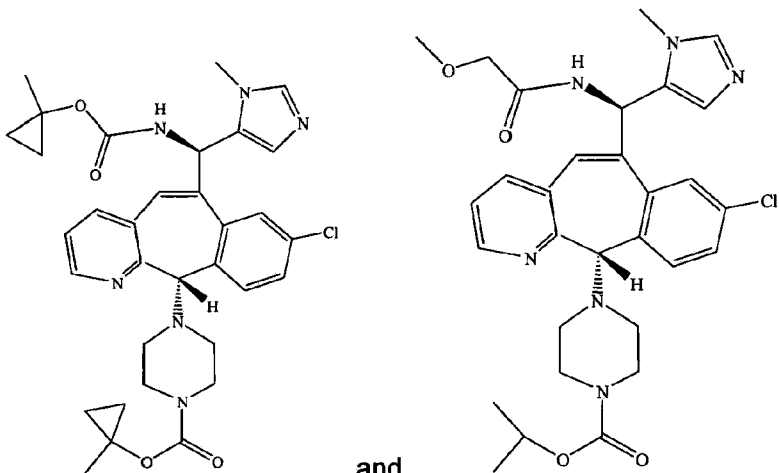


comprising CDR-L1; CDR-L2; and CDR-L3 in a light chain immunoglobulin variable region comprising the amino acid sequence set forth in SEQ ID NO: 1; and/or, CDR-H1; CDR-H2; and CDR-H3 in a heavy chain immunoglobulin variable region comprising the amino acid sequence set forth in SEQ ID NO: 2; in association with cisplatin, pemetrexed, gemcitabine and/or irinotecan (e.g., pemetrexed and cisplatin) whereby the cancer growth, survival and/or metastasis is inhibited or prevented; e.g., wherein the isolated antibody or antigen-binding fragment thereof comprises: CDR-L1 comprising the amino acid sequence set forth in SEQ ID NO: 3; CDR-L2 comprising the amino acid sequence set forth in SEQ ID NO: 4; and CDR-L3 comprising the amino acid sequence set forth in SEQ ID NO: 5; and/or a heavy chain immunoglobulin variable region comprising: CDR-H1 comprising the amino acid sequence set forth in SEQ ID NO: 6; CDR-H2 comprising the amino acid sequence set forth in SEQ ID NO: 7; and CDR-H3 comprising the amino acid sequence set forth in SEQ ID NO: 8; e.g., wherein the antibody or fragment comprises a light chain immunoglobulin variable region comprising the amino acid sequence set forth in SEQ ID NO: 1; and/or a heavy chain immunoglobulin variable region comprising the amino acid sequence set forth in SEQ ID NO: 2. In an embodiment of the invention, the subject is administered the composition of the present invention in association with a further chemotherapeutic agent such as a HER2 antagonist, aprepitant, topotecan, 131-I-TM-601, 13-cis-retinoic acid, 4-hydroxytamoxifen, 5-deoxyuridine, 5'-deoxy-5-fluorouridine, 5-fluorouracil and leucovorin; , PEG-labeled irinotecan, 6-mecaptopurine, 7-hydroxy staurosporine, a CDK inhibitor, a combination of irinotecan, 5-fluorouracil and leucovorin, a farnesyl protein transferase inhibitor, a lutenizing hormone-releasing hormone agonist, a MEK inhibitor, a progestational agent, a progestin, a Raf inhibitor, a selective estrogen receptor modulator, a VEGFR inhibitor, anti-VEGFR-2 antibody, abraxane, zotarolimuz, ABX-EGF antibody, acolbifene, ADS-100380, axitinib, alprazolam, ALT-110, altretamine, amifostine, aminoglutethimide, amrubicin, amsacrine, an anti-EGFR antibody, an antiestrogen, an anti-HER2 antibody, an aromatase inhibitor, an EGF Receptor antagonist, an interferon, an antiemetic, an mTOR inhibitor, an NK-1 receptor antagonist, anagrelide, anastrozole, anastrozole, angiostatin, ARQ-197, arzoxifene, Asparaginase, AT-9263, atrasentan, ficlatuzumab, barasertib, selumetinib, cediranib, Bacillus Calmette-Guerin (BCG) vaccine, batabulin, BAY-43-9006, BC-210, bevacizumab, Bio 111, BIO 140, bleomycin, BMS-214662, ixabepilone, BMS-275291, BMS-310705, bortezimib, buserelin, busulfan, calcitriol, camptothecin, canertinib, capecitabine, carboplatin, carmustine, casopitant, CC 8490, cetuximab, CG-1521, CG-781, dovitinib, chlamydocin, chlorambucil, cilengitide, cimitidine, cladribine, clodronate, COL-3, conjugated estrogens, CP-724714, cyclophosphamide, cyproterone, cytarabine, cytosine arabinoside, dacarbazine, dactinomycin, darbeoetin alfa, dasatanib, daunorubicin,

decatanib, denileukin, deoxycoformycin, DES(diethylstilbestrol), dexamethasone, diethylstilbestrol, diftiox, diphenhydramine, DN-101, docetaxel, dolasetron, doxorubicin, droloxifene, dronabinol, droperidol, edotecarin, edotreotide, pelitinib, cilengitide, endostatin, enzastaurin, epirubicin, epithilone B, epoetin alfa, ERA-923, erbitux,erlotinib, erythropoietin, 5 estradiol, estramustine, etoposide, everolimus, exemestane, finasteride, depsipeptide, flavopiridol, floxuridine, fludarabine, fludrocortisones, fluorouracil, fluoxymesterone, flutamide, FOLFOX regimen, folinic acid, fulvestrant, gefitinib, gimatecan, goserelin acetate, gossypol, granisetron, GSK461364, GSK690693, lapatinib, haloperidol, neratinib, HMR-3339, hydroxyprogesterone caproate, hydroxyurea, hydroxyzine, idarubicin, idoxifene, 10 ifosfamide, L-glutamine L-tryptophan dipeptide, imatinib, anti-KDR antibody IMC-1C11, INO 1001, interleukin-12, IPdR, ipilimumab, JNJ-16241199, KRN951, KRX-0402, L-779450, lapatanib, lasofoxifene, Lep-etu, letrozole, leucovorin, leuprolide, leuprolide acetate, levamisole, lomustine, lonafarnib, lorazepam, lucanthone, LY292223, LY292696, LY293646, LY293684, LY294002, marimastat, mechlorethamine, medroxyprogesterone 15 acetate, megestrol acetate, melphalan, mercaptopurine, mesna, methotrexate, methylprednisolone, metoclopramide, mithramycin, mitomycin, mitotane, mitoxantrone, tozasertib, MLN8054, neovastat, netupitant, neuradiab, nilotinib, nilutamide, nolatrexed, dacinostat, oblimersen, octreotide, ofatumumab, ondansetron, oregovomab, oxaliplatin, paclitaxel, palonosetron, pamidronate, panitumumab, pazopanib, PD184352, PD0325901, 20 pegfilgrastim, pentostatin, danusertib, phenylalanine mustard, pipendoxifene, PKI-166, plicamycin, porfimer, procarbazine, prochlorperazine, PTK787/ZK 222584, R-763, raloxifene, raltitrexed, rapamycin, razoxin, rituximab, romidepsin, berubicin, rubitecan, SB-556629, L-alanosine, Seliciclib, sirolimus, sorafenib, spironolactone, squalamine, streptozocin, semaxinib, SU6668, suberoyl analide hydroxamic acid, sunitinib, sunitinib 25 malate, mubritinib, talampanel, tamoxifen, temozolomide, temsirolimus, teniposide, tesmilifene, testosterone, tetrandrine, thalidomide, thioguanine, thiotepa, ticilimumab, tipifarnib, canfosfamide, topotecan, toremifene citrate, trabectedin, trastuzumab, tretinoin, trichostatin A, triptorelin pamoate, tropisetron, bazedoxifene, uracil mustard, valproic acid, valrubicin, vandetanib, vatalanib, VEGF trap, vinblastine, vincristine, vindesine, vinorelbine, 30 vitaxin, vitespan, vorinostat, VX-745, wortmannin, diphtheria toxin (S525F variant) conjugated to transferrin, zanolimumab, ZK186619, ZK-304709, ZM336372,



5



, and

7

The present invention further provides a method for making a composition comprising an isolated antibody or antigen-binding fragment thereof comprising CDR-L1; CDR-L2; and CDR-L3 in a light chain immunoglobulin variable region comprising the amino acid sequence set forth in SEQ ID NO: 1; and/or, CDR-H1; CDR-H2; and CDR-H3 in a heavy chain immunoglobulin variable region comprising the amino acid sequence set forth in SEQ ID NO: 2 (wherein the antibody or fragment is the product of a process comprising transforming a host cell with an expression vector having polynucleotides encoding the light and heavy immunoglobulin chains of the antibody or antigen-binding fragment operably linked to one or more promoters that drive expression of the chains; and culturing the transformed host cell in a medium under conditions that allow expression of the chains; and, optionally, isolating the chains of the antibody or fragment from the host cell and/or the medium); in association with cisplatin, pemetrexed, gemcitabine and/or irinotecan; comprising placing the antibody or antigen-binding fragment thereof in association with the pemetrexed, cisplatin, gemcitabine and/or irinotecan. In an embodiment of the invention, CDR-L1 comprises the amino acid sequence set forth in SEQ ID NO: 3; CDR-L2 comprises the amino acid sequence set forth in SEQ ID NO: 4; and CDR-L3 comprises the amino acid sequence set forth in SEQ ID NO: 5; and/or a heavy chain immunoglobulin variable region comprises: CDR-H1 comprises the amino acid sequence set forth in SEQ ID NO: 6; CDR-H2 comprises the amino acid sequence set forth in SEQ ID NO: 7; and CDR-H3 comprises the amino acid sequence set forth in SEQ ID NO: 8; e.g., wherein the antibody or fragment comprises a light chain immunoglobulin variable region comprising the amino acid sequence set forth in SEQ ID NO: 1; and/or a heavy chain immunoglobulin variable region comprises the amino acid sequence set forth in SEQ ID NO: 2.

25

Brief Description of the Figures

Figure 1. Kaplan-Meier plot of progression free survival (PFS) of pancreatic cancer patients treated with gemcitabine + dalotuzumab (A); gemcitabine + erlotinib + dalotuzumab (B); or gemcitabine + erlotinib (C; control).

30

Figure 2. Kaplan-Meier plot of overall survival (OS) of pancreatic cancer patients treated with gemcitabine + dalotuzumab (A); gemcitabine + erlotinib + dalotuzumab (B); or gemcitabine + erlotinib (C; control).

35

Detailed Description of the Invention

The present invention provides methods for treating or preventing cancers whose growth, survival and/or metastasis is mediated by IGF1R expression and/or activity by administering a composition of the present invention that comprises an antibody or antigen-binding fragment thereof that specifically binds to IGF1R (e.g., dalotuzumab) in association with cisplatin, pemetrexed, gemcitabine and/or irinotecan. In an embodiment of the invention, dalotuzumab is in association with gemcitabine or with pemetrexed and cisplatin. Compositions comprising the antibody or fragment in association with cisplatin, pemetrexed, gemcitabine and/or irinotecan are also part of the present invention.

10

Molecular biology

In accordance with the present invention there may be employed conventional molecular biology, microbiology, and recombinant DNA techniques within the skill of the art. Such techniques are explained fully in the literature. See, e.g., Sambrook, Fritsch & Maniatis, Molecular Cloning: A Laboratory Manual, Second Edition (1989) Cold Spring Harbor Laboratory Press, Cold Spring Harbor, New York (herein "Sambrook, *et al.*, 1989"); DNA Cloning: A Practical Approach, Volumes I and II (D.N. Glover ed. 1985); Oligonucleotide Synthesis (M.J. Gait ed. 1984); Nucleic Acid Hybridization (B.D. Hames & S.J. Higgins eds. (1985)); Transcription And Translation (B.D. Hames & S.J. Higgins, eds. (1984)); Animal Cell Culture (R.I. Freshney, ed. (1986)); Immobilized Cells And Enzymes (IRL Press, (1986)); B. Perbal, A Practical Guide To Molecular Cloning (1984); F.M. Ausubel, *et al.* (eds.), Current Protocols in Molecular Biology, John Wiley & Sons, Inc. (1994).

20

A polypeptide or protein comprises two or more amino acids.

25

The term "isolated protein", "isolated polypeptide" is a protein or polypeptide that by virtue of its origin or source of derivation (1) is not associated with naturally associated components that accompany it in its native state, (2) is free of other proteins from the same species, (3) is expressed by a cell from a different species, (4) was isolated or purified e.g., by a technician and/or (5) does not occur in nature. Thus, a polypeptide that is chemically synthesized or synthesized in a cellular system different from the cell from which it naturally originates will be "isolated" from its naturally associated components. A protein may also be rendered substantially free of naturally associated components by isolation, using protein purification techniques well known in the art.

30

A "polynucleotide", "nucleic acid " or "nucleic acid molecule" includes double-stranded and single-stranded DNA and RNA.

A "polynucleotide sequence", "nucleic acid sequence" or "nucleotide sequence" is a series of nucleotide bases (also called "nucleotides") in a nucleic acid, such as DNA or RNA, and means any chain of two or more nucleotides.

An amino acid sequence comprises two or more amino acids.

5 A "coding sequence" or a sequence "encoding" an expression product, such as an RNA or polypeptide, is a nucleotide sequence that, when expressed, results in production of the product.

The term "host cell" includes any cell of any organism that is selected, modified, transfected, transformed, grown, or used or manipulated in any way, for the production of a
10 substance by the cell, for example the expression or replication, by the cell, of a gene, a DNA or RNA sequence, a protein or an enzyme. A host cell can be a eukaryotic cell or prokaryotic cell. A eukaryotic cell can be, for example, a Chinese hamster ovary cell (*e.g.*, CHO-K1 or DXB11), a HeLa cell, an NIH 3T3 cell, or a yeast or fungal cell, such as *S.cerevisiae*, any *Pichia* cell, *Pichia pastoris*, *Pichia finlandica*, *Pichia trehalophila*, *Pichia koclamae*, *Pichia membranaefaciens*, *Pichia minuta* (*Ogataea minuta*, *Pichia lindneri*),
15 *Pichia opuntiae*, *Pichia thermotolerans*, *Pichia salictaria*, *Pichia guercuum*, *Pichia pijperi*, *Pichia stiptis*, *Pichia methanolica*, *Pichia*, *Saccharomyces cerevisiae*, *Saccharomyces*, *Hansβnula polymorpha*, *Kluyveromyces*, *Kluyveromyces lactis*, *Candida albicans*,
Aspergillus nidulans, *Aspergillus niger*, *Aspergillus oryzae*, *Trichoderma reesei*,
20 *Chrysosporium lucknowense*, *Fusarium*, *Fusarium gramineum*, *Fusarium venenatum* or *Neurasporea crassa*. A prokaryotic cell can be, for example, a bacterial cell such as *E.coli* (*e.g.*, BL21 or BL21 DE3); see U.S. Patent Nos. 4,952,496, 5,693,489 and 5,869,320 and in Davanloo, P., *et al.*, (1984) Proc. Natl. Acad. Sci. USA 81, 2035-2039; Studier, F. W., *et al.*, (1986) J. Mol. Biol. 189: 113-130; Rosenberg, A. H., *et al.*, (1987) Gene 56: 125-135; and
25 Dunn, J. J., *et al.*, (1988) Gene 68: 259 which are herein incorporated by reference.

The present invention includes methods and compositions comprising anti-IGF1R antibodies and antigen-binding fragments thereof. The term "anti-IGF1R antibody" or the like refers to a full antibody that binds specifically to IGF1R (*e.g.*, human IGF1R); for example, monoclonal antibodies, polyclonal antibodies, bispecific antibodies, chimeric
30 antibodies, recombinant antibodies, anti-idiotypic antibodies, humanized antibodies and bispecific antibodies. The term "antigen-binding fragment" of an antibody encompasses a fragment of an antibody, typically including at least a portion of the antigen-binding or variable regions (*e.g.*, one or more CDRs) of the parental antibody, that retains at least some of the binding specificity of the parental antibody. Examples of antigen-binding
35 fragments of an antibody include, but are not limited to, Fab, Fab', F(ab')₂, and Fv

fragments; dsFv; (dsFv)₂, ds diabodies; dsFv-dsFv'; single-chain antibody molecules, e.g., sc-Fv, sc-Fv dimers (bivalent diabodies); and bispecific diabodies.

Antibodies and antigen-binding fragments thereof bind specifically to IGF1R if they exhibit a K_D of about 10⁻⁸ M or a lower number (e.g., 10⁻⁹ M, 10⁻¹⁰ M, 10⁻¹¹ M, 10⁻¹² M).

5

Further chemotherapeutic agents

A "composition of the present invention" comprises an anti-IGF1R antibody or antigen-binding fragment thereof (e.g., dalotuzumab) in association with any one or more of pemetrexed, cisplatin, gemcitabine and irinotecan; e.g., pemetrexed and cisplatin and further in association with a further chemotherapeutic agent.

10

In an embodiment of the invention, a composition of the present invention is in further association with any one or more of the following: erlotinib, dasatanib, nilotinib, decatanib, panitumumab, amrubicin, oregovomab, Lep-etu, nolatrexed, cediranib, batabulin, ofatumumab, zanolimumab, edotecarin, tetrandrine, rubitecan, tesmilifene, oblimersen, ticilimumab, ipilimumab, gossypol, Bio 111, 131-I-TM-601, ALT-110, BIO 140, CC 8490, cilengitide, gimatecan, INO 1001, IPdR, KRX-0402, lucanthone, LY 317615, neuradiab, vitespan, berubicin, L-alanosine, talampanel, atrasentan, diphtheria toxin (S525F variant) conjugated to transferrin, everolimus, trabectedin, abraxane, canfosfamide, ficlatuzumab, DN-101, pazopanib, GSK690693, berubicin, ON 0910.Na, selumetinib, GSK461364, barasertib, enzastaurin, vandetanib, ARQ-197, tozasertib, MLN8054, danusertib, R-763 or AT-9263.

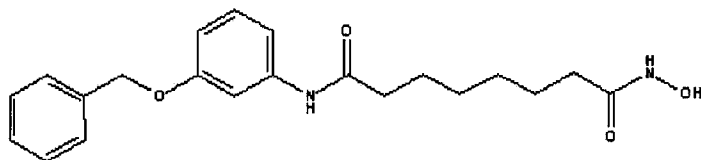
20

In an embodiment of the invention, a composition of the present invention is in association with abraxane. Abraxane is an injectable suspension of paclitaxel protein-bound particles comprising an albumin-bound form of paclitaxel with a mean particle size of approximately 130 nanometers. Abraxane is supplied as a white to yellow, sterile, lyophilized powder for reconstitution with 20 mL of 0.9% Sodium Chloride Injection, USP prior to intravenous infusion. Each single-use vial contains 100 mg of paclitaxel and approximately 900 mg of human albumin. Each milliliter (mL) of reconstituted suspension contains 5 mg paclitaxel. Abraxane is free of solvents and is free of cremophor (polyoxyethylated castor oil).

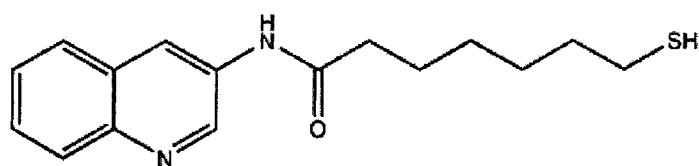
25

30

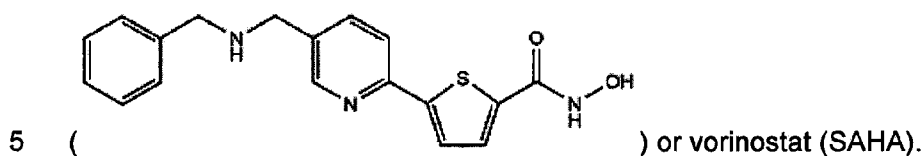
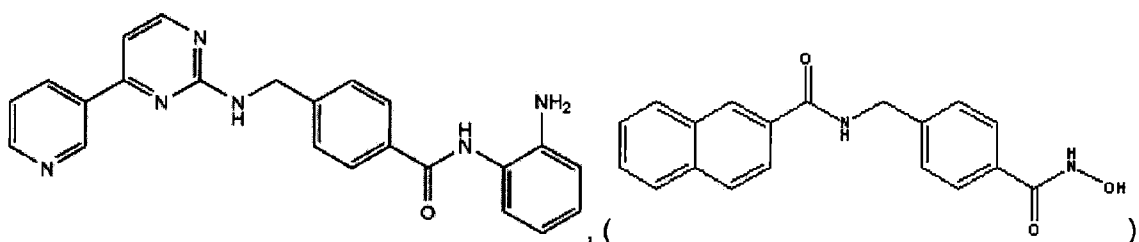
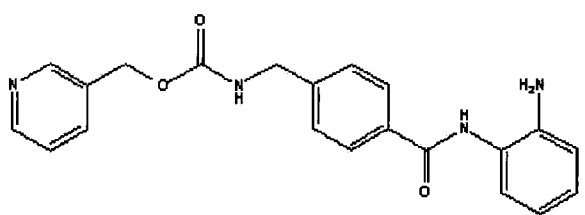
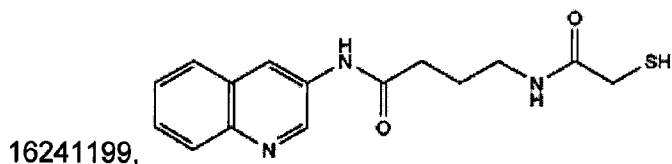
In an embodiment of the invention, a composition of the present invention is in association with romidepsin (depsipeptide, FK-228), ADS-100380,



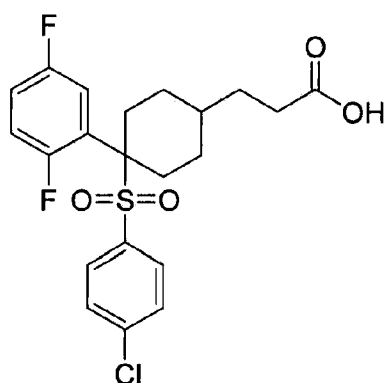
, CG-781, CG-1521



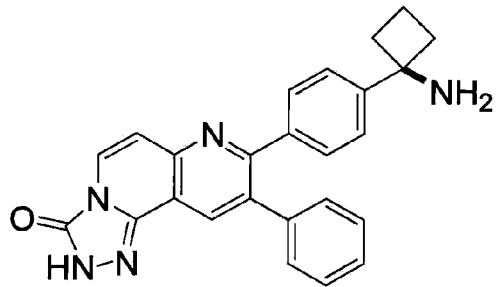
, SB-556629, chlamydocin, JNJ-



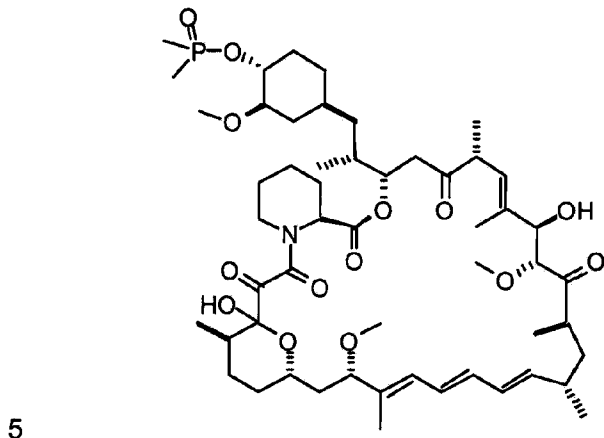
In an embodiment of the invention, a composition of the present invention is in association with a gamma secretase inhibitor such as:



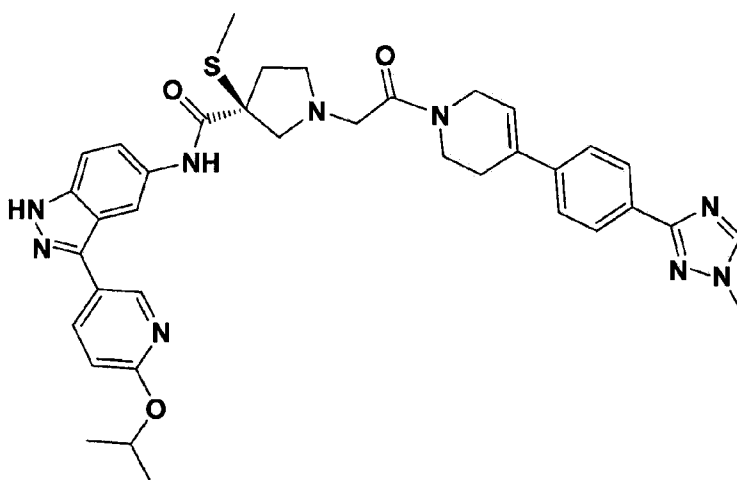
10 In an embodiment of the invention, a composition of the present invention is in association with an AKT inhibitor such as



In an embodiment of the invention, a composition of the present invention is in association with an mTOR inhibitor such as



In an embodiment of the invention, a composition of the present invention is in association with an ERK inhibitor such as



In an embodiment of the invention, a composition of the present invention is in association with etoposide (VP-16).

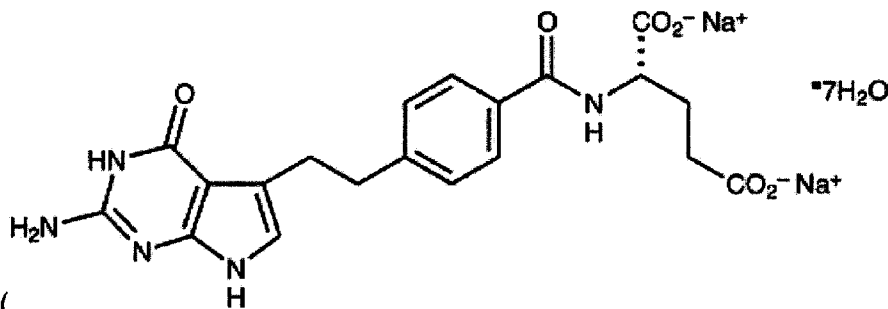
In an embodiment of the invention, a composition of the present invention is in association with doxorubicin including Caelyx or Doxil® (doxorubicin HCl liposome

injection; Ortho Biotech Products L.P; Raritan, NJ). Doxil® comprises doxorubicin in STEALTH® liposome carriers which are composed of N-(carbonyl-methoxypolyethylene glycol 2000)-1,2-distearoyl-*sn*-glycero-3-phosphoethanolamine sodium salt (MPEG-DSPE); fully hydrogenated soy phosphatidylcholine (HSPC), and cholesterol.

5 In an embodiment of the invention, a composition of the present invention is in association with 5'-deoxy-5-fluorouridine.

In an embodiment of the invention, a composition of the present invention is in association with vincristine.

10 In an embodiment of the invention, a composition of the present invention is in association with temozolomide any CDK inhibitor such as ZK-304709, seliciclib (R-roscovitine); any MEK inhibitor such as PD0325901, selumetinib ; capecitabine (5'-deoxy-5-fluoro-N-[(pentyloxy) carbonyl]-cytidine); or L-Glutamic acid, N-[4-[2-(2-amino-4,7-dihydro-4-oxo-1 H -pyrrolo[2,3- d]pyrimidin-5-yl)ethyl]benzoyl]-, disodium salt, heptahydrate



15 disodium heptahydrate).

In an embodiment of the invention, a composition of the present invention is in association with camptothecin; Stork *et al.*, J. Am. Chem. Soc. 93(16): 4074-4075 (1971); Beisler *et al.*, J. Med. Chem. 14(11): 1116-1117 (1962)), or a combination of irinotecan, 5-fluorouracil and leucovorin; or PEG-labeled irinotecan.

20 In an embodiment of the invention, a composition of the present invention is in association with the FOLFOX regimen components (oxaliplatin, together with infusional fluorouracil and folinic acid (Chaouche *et al.*, Am. J. Clin. Oncol. 23(3):288-289 (2000); de Gramont *et al.*, J. Clin. Oncol. 18(16):2938-2947 (2000)).

25 In an embodiment of the invention, a composition of the present invention is in association with an antiestrogen such as tamoxifen; sold as Nolvadex® by AstraZeneca Pharmaceuticals LP; Wilmington , DE or toremifene citrate; sold as Fareston® by Shire US, Inc.; Florence, KY.

30 In an embodiment of the invention, a composition of the present invention is in association with an aromatase inhibitor such as anastrozole; sold as Arimidex® by AstraZeneca Pharmaceuticals LP; Wilmington , DE, exemestane; sold as Aromasin® by

Pharmacia Corporation; Kalamazoo, MI or letrozole; sold as Femara® by Novartis Pharmaceuticals Corporation; East Hanover, NJ.

In an embodiment of the invention, a composition of the present invention is in association with an estrogen such as DES(diethylstilbestrol), estradiol; sold as Estrol® by Warner Chilcott, Inc.; Rockaway, NJ or conjugated estrogens (sold as Premarin® by Wyeth Pharmaceuticals Inc. ; Philadelphia, PA).

In an embodiment of the invention, a composition of the present invention is in association with one or more anti-angiogenesis agents including bevacizumab (Avastin™; Genentech; San Francisco, CA), the anti-KDR antibody IMC-1C11, other VEGFR inhibitors such as: dovitinib, vatalanib (PTK787; ZK-222584), axitinib; and the VEGF trap (AVE-0005), a soluble decoy receptor comprising portions of VEGF receptors 1 and 2.

In an embodiment of the invention, a composition of the present invention is in association with a LHRH (Lutenizing hormone-releasing hormone) agonist such as the acetate salt of [D-Ser(Bu t) 6 ,Azgly 10] (pyro-Glu-His-Trp-Ser-Tyr-D-Ser(Bu t)-Leu-Arg-Pro-Azgly-NH₂ acetate [C₅₉H₈₄N₁₈O₁₄ ·(C₂H₄O₂)_x where x = 1 to 2.4]; goserelin acetate; sold as Zoladex® by AstraZeneca UK Limited; Macclesfield, England, leuprolide acetate; sold as Eligard® by Sanofi-Synthelabo Inc.; New York, NY) or triptorelin pamoate; sold as Trelstar® by Pharmacia Company, Kalamazoo, MI.

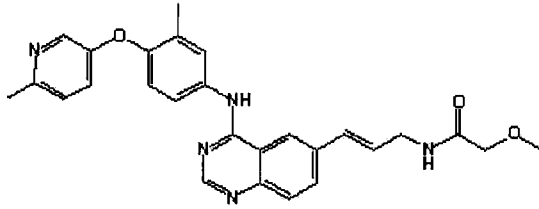
In an embodiment of the invention, a composition of the present invention is in association with sunitinib or sunitinib malate.

In an embodiment of the invention, a composition of the present invention is in association with a progestational agent such as medroxyprogesterone acetate; sold as Provera® by Pharmacia & Upjohn Co.; Kalamazoo, MI, hydroxyprogesterone caproate, megestrol acetate or progestins.

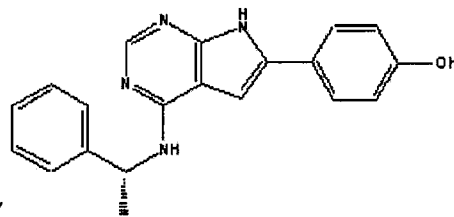
In an embodiment of the invention, a composition of the present invention is in association with a selective estrogen receptor modulator (SERM) such as raloxifene; sold as Evista® by Eli Lilly and Company; Indianapolis, IN.

In an embodiment of the invention, a composition of the present invention is in association with an anti-androgen including, but not limited to: bicalutamide; sold at CASODEX® by AstraZeneca Pharmaceuticals LP; Wilmington, DE; flutamide; 2-methyl-N-[4-nitro-3 (trifluoromethyl) phenyl] propanamide; sold as Eulexin® by Schering Corporation; Kenilworth, NJ; nilutamide; sold as Nilandron® by Aventis Pharmaceuticals Inc.; Kansas City, MO and Megestrol)

In an embodiment of the invention, a composition of the present invention is in association with one or more inhibitors which antagonize the action of the EGF Receptor or HER2, including, but not limited to, CP-724714



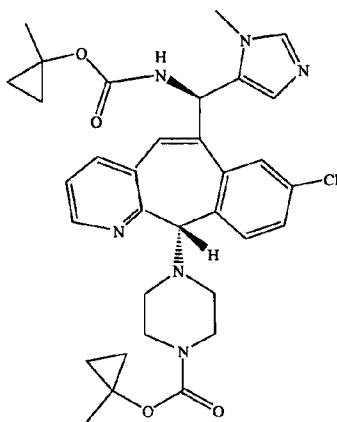
(); TAK-165, mubritinib; neratinib; erlotinib, Hidalgo *et al.*, J. Clin. Oncol. 19(13): 3267-3279 (2001)), Lapatanib (GW2016; Rusnak *et al.*, Molecular Cancer Therapeutics 1:85-94 (2001); N-{3-Chloro-4-[(3-fluorobenzyl)oxy]phenyl}-6-[5-({[2-(methylsulfonyl)ethyl]amino)methyl]-2-furyl]-4-quinazolinamine; PCT Application No. WO99/35146), Canertinib (Erlichman *et al.*, Cancer Res. 61(2):739-48 (2001); Smaill *et al.*, J. Med. Chem. 43(7):1380-97 (2000)), ABX-EGF antibody (Abgenix, Inc.; Freemont, CA; Yang *et al.*, Cancer Res. 59(6):1236-43 (1999); Yang *et al.*, Crit Rev Oncol Hematol. 38(1):17-23 (2001)), erbitux (U.S. Patent No. 6,217,866; IMC-C225, cetuximab; Imclone; New York, NY), pelitinib (Wissner *et al.*, J. Med.



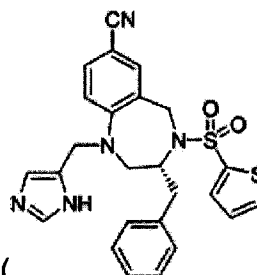
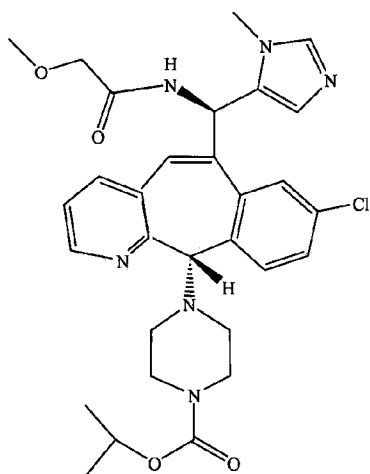
10 Chem. 46(1): 49-63 (2003)), PKI-166 ();CGP-75166), lapatinib, any anti-EGFR antibody and any anti-HER2 antibody.

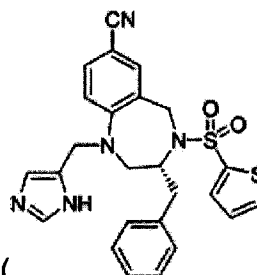
In an embodiment of the invention, a composition of the present invention is in association with lonafarnib.

15 In an embodiment of the invention, a composition of the present invention is in association with one or more FPT inhibitors such as:



; or



Other FPT inhibitors include BMS-214662 ( ; Hunt *et al.*, *J. Med. Chem.* 43(20):3587-95 (2000); Dancey *et al.*, *Curr. Pharm. Des.* 8:2259-2267 (2002); (R)-7-cyano-2,3,4,5-tetrahydro-1-(1H-imidazol-4-ylmethyl)-3-(phenylmethyl)-4-(2-thienylsulfonyl)-1H-1,4-benzodiazepine)) and R155777 (tipifarnib; Garner *et al.*, *Drug Metab. Dispos.* 30(7):823-30 (2002); Dancey *et al.*, *Curr. Pharm. Des.* 8:2259-2267 (2002); (B)-6-[amino(4-chlorophenyl)(1-methyl-1H-imidazol-5-yl)-methyl]-4-(3-chlorophenyl)-1-methyl-2(1H)-quinolinone]; sold as Zarnestra™; Johnson & Johnson; New Brunswick, NJ).

In an embodiment of the invention, a composition of the present invention is in association with Amifostine; dacinostat; Atadja *et al.*, *Cancer Research* 64: 689-695 (2004), suberoyl anilide hydroxamic acid, Valproic acid; Michaelis *et al.*, *Mol. Pharmacol.* 65:520-527 (2004), trichostatin A, FK-228 (Furumai *et al.*, *Cancer Research* 62: 4916-4921 (2002)), sunitinib (Mendel *et al.*, *Clin. Cancer Res.* 9(1):327-37 (2003)), sorafenib, KRN951, Aminoglutethimide; Amsacrine; Anagrelide; Anastrozole; Asparaginase; Bacillus Calmette-Guerin (BCG) vaccine (Garrido *et al.*, *Cytobios.* 90(360):47-65 (1997)); bleomycin; Buserelin; (Busulfan; 1,4-butanediol, dimethanesulfonate; sold as Busulfex® by ESP Pharma, Inc.; Edison, New Jersey); Carboplatin; sold as Paraplatin® by Bristol-Myers Squibb; Princeton, NJ; Carmustine; Chlorambucil; Cladribine; Clodronate; Cyclophosphamide; Cyproterone; Cytarabine; Dacarbazine; Dactinomycin; Daunorubicin; Diethylstilbestrol; Epirubicin; Fludarabine; Fludrocortisone; Fluoxymesterone; Flutamide; Hydroxyurea; Idarubicin; Ifosfamide; Imatinib; sold as Gleevec® by Novartis Pharmaceuticals Corporation; East Hanover, NJ; Leucovorin; Leuprolide; Levamisole;

Lomustine; Mechlorethamine; Melphalan; Mercaptopurine; Mesna; Methotrexate; Mitomycin; Mitotane; Mitoxantrone; Nilutamide; octreotide; edotreotide (yttrium-90 labeled or unlabeled); oxaliplatin; Pamidronate; Pentostatin; plicamycin; porfimer; Procarbazine; Raltitrexed; Rituximab; Streptozocin; Teniposide; Testosterone; Thalidomide; Thioguanine; 5 Thiotepa; Tretinoin; Vindesine or 13-cis-retinoic acid.

In an embodiment of the invention, a composition of the present invention is in association with one or more of any of: phenylalanine mustard, uracil mustard, estramustine, altretamine, floxuridine, 5-deoxyuridine, cytosine arabinoside, 6-mecaptopurine, deoxycoformycin, calcitriol, valrubicin, mithramycin, vinblastine, vinorelbine, 10 topotecan, razoxin, marimastat, COL-3, neovastat, BMS-275291, squalamine, endostatin, semaxinib, SU6668, cilengitide, interleukin-12, L-glutamine L-tryptophan dipeptide, angiostatin, vitaxin, droloxifene, idoxyfene, spironolactone, finasteride, cimitidine, trastuzumab, denileukin, diftitox, gefitinib, bortezimib, paclitaxel, docetaxel, epithilone B, ixabepilone (see *e.g.*, Lee *et al.*, Clin. Cancer Res. 7:1429-1437 (2001)), BMS-310705, 15 droloxifene (3-hydroxytamoxifen), 4-hydroxytamoxifen, pipendoxifene, ERA-923, arzoxifene, fulvestrant, acolbifene, lasofoxifene (CP-336156), idoxifene, bazedoxifene, HMR-3339, ZK186619, topotecan, PTK787/ZK 222584 (Thomas *et al.*, Semin Oncol. 30(3 Suppl 6):32-8 (2003)), the humanized anti-VEGF antibody Bevacizumab, VX-745 (Haddad, Curr Opin. Investig. Drugs 2(8):1070-6 (2001)), PD 184352 (Sebolt-Leopold, *et al.* Nature 20 Med. 5: 810-816 (1999)), any mTOR inhibitor, rapamycin, sirolimus, 40-O-(2-hydroxyethyl)-rapamycin, temsirolimus (Sehgal *et al.*, Med. Res. Rev., 14:1-22 (1994); Elit, Curr. Opin. Investig. Drugs 3(8):1249-53 (2002)), zotarolimus ; BC-210, LY294002, LY292223, LY292696, LY293684, LY293646 (Vlahos *et al.*, J. Biol. Chem. 269(7): 5241-5248 (1994)), wortmannin, ZM336372, L-779,450, any Raf inhibitor disclosed in Lowinger *et al.*, Curr. 25 Pharm Des. 8:2269-2278 (2002); flavopiridol (Senderowicz, Oncogene 19(56): 6600-6606 (2000)) or 7-hydroxy staurosporine (Senderowicz, Oncogene 19(56): 6600-6606 (2000)).

In an embodiment of the invention, a composition of the present invention is in association with one or more of any of: pegylated or unpegylated interferon alfa-2a, pegylated or unpegylated interferon alfa-2b, pegylated or unpegylated interferon alfa-2c, 30 pegylated or unpegylated interferon alfa n-1, pegylated or unpegylated interferon alfa n-3 and pegylated, unpegylated consensus interferon or albumin-interferon-alpha.

The scope of the present invention also includes methods wherein a composition of the present invention in association with one or more antiemetics including, but not limited to, casopitant (GlaxoSmithKline), Netupitant (MGI-Helsinn) and other NK-1 receptor 35 antagonists, palonosetron (sold as Aloxi by MGI Pharma), aprepitant (sold as Emend by Merck and Co.; Rahway, NJ), diphenhydramine (sold as Benadryl® by Pfizer; New York,

NY), hydroxyzine (sold as Atarax® by Pfizer; New York, NY), metoclopramide (sold as Reglan® by AH Robins Co.; Richmond, VA), lorazepam (sold as Ativan® by Wyeth; Madison, NJ), alprazolam (sold as Xanax® by Pfizer; New York, NY), haloperidol (sold as Haldol® by Ortho-McNeil; Raritan, NJ), droperidol (Inapsine®), dronabinol (sold as Marinol® by Solvay Pharmaceuticals, Inc.; Marietta, GA), dexamethasone (sold as Decadron® by Merck and Co.; Rahway, NJ), methylprednisolone (sold as Medrol® by Pfizer; New York, NY), prochlorperazine (sold as Compazine® by Glaxosmithkline; Research Triangle Park, NC), granisetron (sold as Kytril® by Hoffmann-La Roche Inc.; Nutley, NJ), ondansetron (sold as Zofran® by Glaxosmithkline; Research Triangle Park, NC), dolasetron (sold as Anzemet® by Sanofi-Aventis; New York, NY) or tropisetron (sold as Navoban® by Novartis; East Hanover, NJ).

Other side effects of cancer treatment include red and white blood cell deficiency. Accordingly, the present invention includes compositions of the present invention in association with an agent which treats or prevents such a deficiency, such as, *e.g.*,
pegfilgrastim, erythropoietin, epoetin alfa or darbepoetin alfa.

Other side effects of cancer treatment include diarrhea; accordingly, the present invention includes compositions of the present invention in association with an agent which treats or prevents diarrhea such as an electrolyte solution, a bulking agents such as methylcellulose, guar gum or plant fibre (*e.g.*, bran, sterculia, isabgol, an absorbents such as methylcellulose, an anti-inflammatory drug such as bismuth subsalicylate or an opioid such as loperamide.

The present invention further comprises a method for treating or preventing any stage or type of any medical condition set forth herein by administering a composition of the present invention in association with a therapeutic procedure such as surgical tumorectomy or anti-cancer radiation treatment.

The scope of the present invention encompasses embodiments wherein compositions of the present invention comprise an anti-IGF1R antibody or antigen-binding fragment thereof and one or more of cisplatin, pemetrexed, gemcitabine and/or irinotecan as well as methods of treatment using such compositions, as discussed herein, wherein the compositions exclude any further chemotherapeutic agent or therapeutic procedure (other non-therapeutic agents may be optionally included). In an embodiment of the invention, the excluded further chemotherapeutic agent or further therapeutic procedure is any one or more of those set forth herein (*e.g.*, erlotinib).

The term "in association with" indicates that the components of a composition of the present invention, optionally in association with a further chemotherapeutic agent, can be formulated into a single composition for simultaneous delivery or formulated separately into

two or more compositions (e.g., a kit). Furthermore, each component of a composition of the present invention, optionally in association with a further chemotherapeutic agent, can be administered, in a method of the present invention, to a subject at a different time than when the other component is administered; for example, each administration may be given
 5 non-simultaneously (e.g., separately or sequentially) at several intervals over a given period of time. Moreover, separate components may be administered to a subject by the same or by a different route (e.g., orally and subcutaneously).

Anti-IGF1R

10 The compositions of the present invention provides compositions comprising antibodies and antigen-binding fragments thereof that bind specifically with IGF1R (e.g., dalotuzumab (MK0646)) in association with cisplatin, pemetrexed, gemcitabine and/or irinotecan (e.g., pemetrexed and cisplatin). In an embodiment of the invention, the antibodies and antigen-binding fragments thereof that binds specifically to IGF1R
 15 comprise:

LIGHT CHAIN (1) (CDRs underscored)

1 DIVMTQSP¹LS LPVTPGEPAS ISCRSSQ¹SIV H¹SNGNTYL¹QW YLQKPGQSPQ
 51 LLIYK¹VSNRL YGVPDRFSGS GSGTDFTLKI SRVEAEDVGV YYCFQ¹GSHVP
 101 W¹TFGQGTKVE IKRTVAAPSV FIFPPSDEQL KSGTASVVCL LNNFY¹PREAK
 20 151 VQWKVDNALQ SGNSQ¹ESVTE QDSKDSTYSL SSTLTLSKAD YEKHKVYACE
 201 VTHQGLSSPV TKSFN¹RGEC

(SEQ ID NO: 1)

; and

HEAVY CHAIN (2) (CDRs underscored)

25 1 QVQLQESGPG LVK¹PSETLSL TCTVSGYSIT G¹GYLWNWIRQ PPGKGLEWIG
 51 Y¹ISYDGT¹MNY K¹PSLKDRVTI SRDTSKNQFS L¹KLSSVTAAD TAVY¹CARYG
 101 R¹VFFDYWGQG TLVTVSSAST KGPSV¹FPLAP SSKSTSGGTA ALGCLVKDYF
 151 PEPVTVSWNS GALTSGVHTF PAVLQSSGLY SLSSV¹TVPS SSLGTQTYIC
 201 NVNHKPSNTK VDKR¹VEPKSC DKHTC¹PPCP APELLG¹PSV FLFPPKPKDT
 30 251 LMISRTPEVT CVVVDVSHED PEVKFNWYVD GVEVHNAKTK PREEQYNSTY
 301 RVVSVLTVLH QD¹WLNKEYK CKVSNKALPA PIEKTISKAK GQPREPQVYT
 351 LPPSREEMTK NQVSLTCLVK GFYPSDIAVE WESNGQPENN YK¹TTPVLDS
 401 DGSFFLYSKL TVDKSRWQ¹QG NVFSCSV¹MHE ALHNHYTQKS LSLSPGK

(SEQ ID NO: 2)

35 ; and

HEAVY CHAIN (3)

1 QVQLQESGPG LVK¹PSETLSL TCTVSGYSIT G¹GYLWNWIRQ PPGKGLEWIG

51 YISYDGTNNY KPSLKDRVTI SRDTSKNQFS LKLSSVTAAD TAVYYCARYG
 101 RVFFDYWGQG TLVTVSSAST KGPSVFPLAP SSKSTSGGTA ALGCLVKDYF
 151 PEPVTVSWNS GALTSGVHTF PAVLQSSGLY SLSSVVTVPS SSLGTQTYIC
 201 NVNHKPSNTK VDKRVEPKSC DKTHTCPPCP APELLGGPSV FLFPPKPKDT
 5 251 LMISRTPEVT CVVVDVSHED PEVKFNWYVD GVEVHNAKTK PREEQYNSTY
 301 RVVSVLTVLH QDWLNGKEYK CKVSNKALPA PIEKTISKAK GQPREPQVYT
 351 LPPSREEMTK NQVSLTCLVK GFYPSDIAVE WESNGQPENN YKTTTPVLDS
 401 DGSFFLYSKL TVDKSRWQQG NVFSCSVME ALHNHYTQKS LSLSPGK

(SEQ ID NO: 2)

10 ; and

LIGHT CHAIN (4)

1 DIVMTQSPLS LPVTPGEPAS ISCRSSQSIV HSNNGNTYLQW YLQKPGQSPQ
 51 LLIYKVSNRL YGVPDRFSGS GSGTDFTLKI SRVEAEDVGV YYCFQGSHPV
 101 WTFGQGTKVE IKRTVAAPSV FIFPPSDEQL KSGTASVVCL LNNFYPREAK
 15 151 VQWKVDNALQ SGNSQESVTE QDSKDYSTYSL SSTLTLSKAD YEKHKVYACE
 201 VTHQGLSSPV TKSFNREGC

(SEQ ID NO: 1)

or an antibody or antigen binding fragment thereof comprising CDR-L1, CDR-L2, CDR-L3, CDR-H1, CDR-H2, and CDR-H3 of such chains;

20 e.g., wherein

CDR-L1 comprises the amino acid sequence set forth in SEQ ID NO: 3

(RSSQSIVHSNNGNTYLQ)

CDR-L2 comprises the amino acid sequence set forth in SEQ ID NO: 4 (KVSNRLY)

CDR-L3 comprises the amino acid sequence set forth in SEQ ID NO: 5 (FQGSHPVWT)

25 CDR-H1 comprises the amino acid sequence set forth in SEQ ID NO: 6 (GGYLWN)

CDR-H2 comprises the amino acid sequence set forth in SEQ ID NO: 7

(YISYDGTNNYKPSLKD)

CDR-H3 comprises the amino acid sequence set forth in SEQ ID NO: 8 (YGRVFFDY);

and/or the light chain and heavy chain variable regions of such chains; e.g., wherein the

30 chains are disulfide bonded as follows:

DISULFIDE BRIDGES (CHAIN NUMBER : AMINO ACID NUMBER)

1:23 to 1:93
 1:139 to 1:199
 1:219 to 2:220
 35 2:22 to 2:96
 2:144 to 2:200
 2:261 to 2:321

2:367 to 2:425
 2:226 to 3:226
 2:229 to 3:229
 3:22 to 3:96
 5 3:144 to 3:200
 3:261 to 3:321
 3:367 to 3:425
 3:220 to 4:219
 4:23 to 4:93
 10 4:139 to 4:199.

See U.S. patent no. 7,241,444.

In an embodiment of the invention, the antibodies and antigen-binding fragments thereof that binds specifically to IGF1R comprise any of the light chains and/or heavy chains set forth below (CDRs solid underscored; signal peptides dash
 15 underscored).

19D12/15H12 Light Chain (SEQ ID NO: 9)

MSPSQLIGFLLLLWVPASRGEIVLTQVPDFQSVTPKEKVTITCRASQSIGSSLHWYQQKPD
QSPKLLIKYASQSLSGVPSRFSGSGSGTDFTLTINSLEAEDAAAYYCHQSSRLPHTFGGG
 20 TKVEIKRT

19D12/15H12 Heavy Chain (SEQ ID NO: 10)

MEFGLSWVFLVAILKGVQCEVQLVQSGGGLVHPGGSLRLSCAASGFTFSSFAMHWVRQAP
GKGLEWISVIDTRGATYYADSVKGRFTISRDNAKNSLYLQMNSLRAEDMAVYYCARLGNF
 25 YGMDVWGQGTITVTVSS

19D12/15H12 Light Chain-C (LCC) (SEQ ID NO: 11)

30 M S P S Q L I G F L L L W V P A S
R G E I V L T Q S P D S L S V T P
G E R V T I T C R A S Q S I G S S
 35 L H W Y Q Q K P G Q S P K L L I K
Y A S Q S L S G V P S R F S G S G
 40 S G T D F T L T I S S L E A E D A

A A Y Y C H Q S S R L P H T F G Q

G T K V E I K R T

5 **19D12/15H12 Light Chain-D (LCD) (SEQ ID NO: 12)**

M S P S Q L I G F L L L W V P A S

10 R G E I V L T Q S P D S L S V T P

G E R V T I T C R A S Q S I G S S

15 L H W Y Q Q K P G Q S P K L L I K

Y A S Q S L S G V P S R F S G S G

S G T D F T L T I S S L E A E D F

20 A V Y Y C H Q S S R L P H T F G Q

G T K V E I K R T

19D12/15H12 Light Chain-E (LCE) (SEQ ID NO: 13)

25

M S P S Q L I G F L L L W V P A S

R G E I V L T Q S P G T L S V S P

30 G E R A T L S C R A S Q S I G S S

L H W Y Q Q K P G Q A P R L L I K

Y A S Q S L S G I P D R F S G S G

35

S G T D F T L T I S R L E P E D A

A A Y Y C H Q S S R L P H T F G Q

40

G T K V E I K R T

19D12/15H12 Light Chain-F (LCF) (SEQ ID NO: 14)

M S P S Q L I G F L L L W V P A S
 5 R G E I V L T Q S P G T L S V S P
 G E R A T L S C R A S Q S I G S S
 10 L H W Y Q Q K P G Q A P R L L I K
 Y A S Q S L S G I P D R F S G S G
 S G T D F T L T I S R L E P E D F
 15 A V Y Y C H Q S S R L P H T F G Q
 G T K V E I K R T

19D12/15H12 heavy chain-A (HCA) (SEQ ID NO: 15)

20 Met Glu Phe Gly Leu Ser Trp Val Phe Leu Val Ala Ile Leu Lys Gly Val
 Gln Cys Glu Val Gln Leu Val Gln Ser Gly Gly Gly Leu Val Lys Pro Gly
 25 Gly Ser Leu Arg Leu Ser Cys Ala Ala Ser Gly Phe Thr Phe Ser Ser Phe
 Ala Met His Trp Val Arg Gln Ala Pro Gly Lys Gly Leu Glu Trp Ile Ser
 Val Ile Asp Thr Arg Gly Ala Thr Tyr Tyr Ala Asp Ser Val Lys Gly Arg
 30 Phe Thr Ile Ser Arg Asp Asn Ala Lys Asn Ser Leu Tyr Leu Gln Met Asn
 Ser Leu Arg Ala Glu Asp Thr Ala Val Tyr Tyr Cys Ala Arg Leu Gly Asn
 35 Phe Tyr Tyr Gly Met Asp Val Trp Gly Gln Gly Thr Thr Val Thr Val Ser
 Ser

19D12/15H12 heavy chain-B (HCB) (SEQ ID NO: 16)

40 Met Glu Phe Gly Leu Ser Trp Val Phe Leu Val Ala Ile Leu Lys Gly Val

5 Gln Cys Glu Val Gln Leu Val Gln Ser Gly Gly Gly Leu Val Gln Pro Gly
 Gly Ser Leu Arg Leu Ser Cys Ala Ala Ser Gly Phe Thr Phe Ser Ser Phe
 Ala Met His Trp Val Arg Gln Ala Pro Gly Lys Gly Leu Glu Trp Ile Ser
 Val Ile Asp Thr Arg Gly Ala Thr Tyr Tyr Ala Asp Ser Val Lys Gly Arg
 10 Phe Thr Ile Ser Arg Asp Asn Ala Lys Asn Ser Leu Tyr Leu Gln Met Asn
 Ser Leu Arg Ala Glu Asp Thr Ala Val Tyr Tyr Cys Ala Arg Leu Gly Asn
 Phe Tyr Tyr Gly Met Asp Val Trp Gly Gln Gly Thr Thr Val Thr Val Ser
 15 Ser

(see international application publication no. WO2003/100008 which is incorporated herein
 by reference in its entirety) or an antibody or antigen binding fragment thereof comprising
 CDR-L1, CDR-L2, CDR-L3, CDR-H1, CDR-H2, and CDR-H3 of such chains and/or the light
 20 chain and heavy chain variable regions of such chains.

Therapeutic methods, formulations, dosage and administration

The present invention provides methods for treating or preventing an IGF1R-
 mediated medical condition using a composition comprising anti-IGF1R and any one or
 25 more of pemetrexed, cisplatin, gemcitabine and irinotecan. In an embodiment of the
 invention, the subject suffers from a cancer or malignancy, *e.g.*, that expresses IGF1R
 and/or whose survival, growth and/or metastasis is mediated by IGF1R activity and/or
 expression; such as ovarian cancer, pancreatic cancer, breast cancer (*e.g.*, estrogen
 receptor positive or negative breast cancer), prostate cancer, osteosarcoma,
 30 rhabdomyosarcoma, neuroblastoma, multiple myeloma, lung cancer (*e.g.*, non-small cell
 lung cancer, small cell lung cancer, adenosquamous cell lung cancer, squamous cell lung
 cancer, recurrent non-small cell lung cancer, stage IIIB non-small cell lung cancer, stage IV
 non-small cell lung cancer), colorectal cancer (*e.g.*, advanced, metastatic or mucinous
 adenocarcinoma) or cervical cancer.

35 The term "subject" or "patient" refers to a mammal such as a human (*e.g.*, a human
 adult or child) or a mouse, rat, rabbit, dog or other canine, horse, goat or primate such as a
 monkey, chimpanzee or gorilla.

The IGF1R inhibitors discussed herein (*e.g.*, anti-IGF1R antibodies and antigen-binding fragments thereof) and compositions thereof are, in an embodiment of the invention, administered at a therapeutically effective dosage. The term “therapeutically effective amount” or “therapeutically effective dosage” means that amount or dosage of an agent that will elicit a biological or medical response of a tissue, system, patient or subject that is being sought by the administrator (such as a researcher, doctor or veterinarian) which includes any measurable alleviation of the signs, symptoms and/or clinical indicia of a medical disorder, such as cancer (*e.g.*, tumor growth, survival and/or metastasis) including the prevention, slowing or halting of progression of the medical disorder to any degree. For example, in one embodiment of the invention, a “therapeutically effective dosage” of any anti-IGF1R antibody or antigen-binding fragment thereof discussed herein (*e.g.*, dalotuzumab) is between about 0.3 and 20 mg/kg of body weight (*e.g.*, 0.3 mg/kg, 1 mg/kg, 3 mg/kg, 5 mg/kg, 10 mg/kg, 15 mg/kg, 20 mg/kg), *e.g.*, about once per week to about once every 3 weeks (*e.g.*, about once every 1 week or once every 2 weeks or once every 3 weeks). In an embodiment of the invention, dalotuzumab is administered once per week at a rate of 10 mg/kg body weight. The therapeutically effective dosage of an anti-IGF1R antibody or antigen-binding fragment thereof or any further therapeutic agent is, when possible, as set forth in Physicians Desk Reference 2010; Thomson Reuters; 64 edition (November 15, 2009); and/or in Physicians' Desk Reference 2009; Thomson Reuters; 63rd edition (November 30, 2008) or in the prescribing information of the relevant drug label (if available), such as the US FDA drug label.

In an embodiment of the invention, gemcitabine is administered (*e.g.*, intravenously) at about 1000 mg/m² *e.g.*, over 30 minutes on days 1 and 8 of each 21-day cycle; or about 1250 mg/m², *e.g.*, over 30 minutes on days 1 and 8 of each 21-day cycle; or about 1000 mg/m² *e.g.*, over 30 minutes on days 1, 8, and 15 of each 28-day cycle or in a 3-week schedule at about 1250 mg/m² *e.g.*, over 30 minutes on days 1 and 8 of each 21-day cycle; or about 1000 mg/m², *e.g.*, over 30 minutes once weekly for up to 7 weeks *e.g.*, followed by a week of rest from treatment. In an embodiment of the invention, subsequent cycles include infusions once weekly for 3 consecutive weeks out of every 4 weeks.

In an embodiment of the invention, pemetrexed is administered (*e.g.*, intravenously) at about 500 mg/m², *e.g.*, on day 1 of each 21-day cycle, *e.g.*, in combination with cisplatin 75 mg/m², *e.g.*, intravenously, *e.g.*, beginning 30 minutes after pemetrexed administration; or at about 500 mg/m², *e.g.*, on day 1 of each 21-day cycle; *e.g.*, wherein dose reductions or discontinuation are done based on toxicities from the preceding cycle of therapy.

In an embodiment of the invention, erlotinib is administered at a dose of about 100 mg.

In an embodiment of the present invention, patients are monitored during treatment with a composition of the invention for neutropenia, dermatitis acneiform, leucopenia, nausea, decreased appetite, diarrhoea, stomatitis, fatigue, paronychia, constipation, lymphopenia, weight decrease, hyperglycaemia and/or hypoalbuminaemia. If an adverse event is observed, a treating physician can then determine whether to alter or discontinue the treatment regimen.

The present invention also includes methods for making a composition of the present invention which comprises placing the anti-IGF1R antibody or antigen-binding fragment thereof in association with the pemetrexed, cisplatin, gemcitabine and/or irinotecan, *e.g.*, in a kit. In an embodiment of the invention, the antibody or fragment is the product of a process wherein a host cell (*e.g.*, a Chinese hamster ovary cell or a *Pichia* cell such as *Pichia pastoris*) is transformed with one or more expression vectors having one or more polynucleotides encoding the light and/or heavy immunoglobulin chains of the antibody or fragment operably linked to one or more promoters that drive expression of the chains; the transformed host cell is cultured in a medium under conditions that allow expression of the chains, and, optionally, the chains of the antibody or fragment are isolated from the host cell and/or the medium.

The present invention includes methods for using a pharmaceutical composition comprising an anti-IGF1R antibody or antigen-binding fragment thereof. The pharmaceutical compositions may be prepared by any methods well known in the art of pharmacy; see, *e.g.*, Gilman, *et al.*, (eds.) (1990), The Pharmacological Bases of Therapeutics, 8th Ed., Pergamon Press; A. Gennaro (ed.), Remington's Pharmaceutical Sciences, 18th Edition, (1990), Mack Publishing Co., Easton, Pennsylvania.; Avis, *et al.*, (eds.) (1993) Pharmaceutical Dosage Forms: Parenteral Medications Dekker, New York; Lieberman, *et al.*, (eds.) (1990) Pharmaceutical Dosage Forms: Tablets Dekker, New York; and Lieberman, *et al.*, (eds.) (1990), Pharmaceutical Dosage Forms: Disperse Systems Dekker, New York.

A pharmaceutical composition, *e.g.*, containing an anti-IGF1R antibody or antigen-binding fragment thereof can be prepared using conventional pharmaceutically acceptable excipients and additives and conventional techniques. Such pharmaceutically acceptable excipients and additives include non-toxic compatible fillers, binders, disintegrants, buffers, preservatives, anti-oxidants, lubricants, flavorings, thickeners, coloring agents, emulsifiers and the like. All routes of administration are contemplated including, but not limited to, parenteral (*e.g.*, subcutaneous, intratumoral, intravenous, intraperitoneal, intramuscular) and non-parenteral (*e.g.*, oral, transdermal, intranasal, intraocular, sublingual, inhalation, rectal and topical).

Injectables can be prepared in conventional forms, either as liquid solutions or suspensions, solid forms suitable for solution or suspension in liquid prior to injection, or as emulsions. The injectables, solutions and emulsions can also contain one or more excipients. Excipients are, for example, water, sugar, buffer, salt (*e.g.*, NaCl), amino acids (*e.g.*, histidine or glycine), saline, dextrose, glycerol or ethanol. In addition, if desired, the pharmaceutical compositions to be administered may also contain minor amounts of non-toxic auxiliary substances such as wetting or emulsifying agents, pH buffering agents, stabilizers, solubility enhancers, and other such agents, such as for example, sodium acetate, sorbitan monolaurate, triethanolamine oleate and cyclodextrins.

In an embodiment of the invention, pharmaceutically acceptable carriers used in parenteral preparations include aqueous vehicles, nonaqueous vehicles, antimicrobial agents, isotonic agents, buffers, antioxidants, local anesthetics, suspending and dispersing agents, emulsifying agents, sequestering or chelating agents and other pharmaceutically acceptable substances.

Examples of aqueous vehicles include Sodium Chloride Injection, Ringers Injection, Isotonic Dextrose Injection, Sterile Water Injection, Dextrose and Lactated Ringers Injection. Nonaqueous parenteral vehicles include fixed oils of vegetable origin, cottonseed oil, corn oil, sesame oil and peanut oil. Antimicrobial agents in bacteriostatic or fungistatic concentrations must be added to parenteral preparations packaged in multiple-dose containers which include phenols or cresols, mercurials, benzyl alcohol, chlorobutanol, methyl and propyl p-hydroxybenzoic acid esters, thimerosal, benzalkonium chloride and benzethonium chloride. Isotonic agents include sodium chloride and dextrose. Buffers include phosphate and citrate. Antioxidants include sodium bisulfate. Local anesthetics include procaine hydrochloride. Suspending and dispersing agents include sodium carboxymethylcellulose, hydroxypropyl methylcellulose and polyvinylpyrrolidone. Emulsifying agents include Polysorbate 80 (TWEEN- 80). A sequestering or chelating agent of metal ions includes EDTA. Pharmaceutical carriers also include ethyl alcohol, polyethylene glycol and propylene glycol for water miscible vehicles; and sodium hydroxide, hydrochloric acid, citric acid or lactic acid for pH adjustment.

In an embodiment of the invention, preparations for parenteral administration can include sterile solutions ready for injection, sterile dry soluble products, such as lyophilized powders, ready to be combined with a solvent just prior to use, including hypodermic tablets, sterile suspensions ready for injection, sterile dry insoluble products ready to be combined with a vehicle just prior to use and sterile emulsions. The solutions may be either aqueous or nonaqueous.

Examples

The following information is provided for more clearly describing the present invention and should not be construed to limit the present invention. Any and all of the compositions and methods described below fall within the scope of the present invention.

5

Example 1: Clinical testing of dalotuzumab/gemcitabine combination in human cancer patients

Human volunteers suffering from pancreatic cancer were separated into three arms and dosed as set forth below.

10

Arm A: gemcitabine (1000 mg/m² Days 1, 8, 15) + dalotuzumab (10 mg/kg; once a week);

Arm B: gemcitabine (1000 mg/m² Days 1, 8, 15) + erlotinib (100 mg Days 1-28) + dalotuzumab (10 mg/kg; once a week);

Arm C: gemcitabine (1000 mg/m² Days 1, 8, 15) + erlotinib (100 mg Days 1-28) (Control)

15

The median progression free survivals (PFS) and overall survivals (OS) for patients in each arm (95% confidence interval) were determined to be the following. The number of patients in each arm (n) and range of values observed (bracketed values) are also shown. All calculations were performed on Stata/IC 10.0, Survival Analysis Module (Stata Corp., College Station, TX).

20

Median PFS

Arm A (n = 15): 17 wks [7, 34]

Arm B (n = 20): 8 wks [8, 18]

25

Arm C (n = 8): 8 wks [3, 22]

Median OS

A (n = 15, median follow-up = 101 wks): 48 wks [14, 82]

B (n = 20, median follow-up = 70 wks): 30 wks [18, 56]

30

C (n = 8, median follow-up = 42 wks): 26 wks [8, 40]

*subjects who progressed in arm C were permitted to cross-over and receive treatment with the Arm B regimen.

The median PFS and median OS data summarized above are also graphically represented in figures 1 and 2. The data in figure 1 suggests that patients receiving dalotuzumab and gemcitabine benefited from a greater PFS than patients receiving

35

dalotuzumab, gencitabine and erlotinib. This effect will be the subject of further investigation so as to determine whether it is reproduced and statistically significant.

The present invention is not to be limited in scope by the specific embodiments
5 described herein. Indeed, the scope of the present invention includes embodiments
specifically set forth herein and other embodiments not specifically set forth herein; the
embodiments specifically set forth herein are not necessarily intended to be exhaustive.
Various modifications of the invention in addition to those described herein will become
apparent to those skilled in the art from the foregoing description. Such modifications are
10 intended to fall within the scope of the claims.

Patents, patent applications, publications, product descriptions, and protocols are
cited throughout this application, the disclosures of which are incorporated herein by
reference in their entireties for all purposes.

We claim:

1. A composition comprising an isolated antibody or antigen-binding fragment thereof comprising CDR-L1; CDR-L2; and CDR-L3 in a light chain immunoglobulin variable region
5 comprising the amino acid sequence set forth in SEQ ID NO: 1;
and/or,
CDR-H1; CDR-H2; and CDR-H3 in a heavy chain immunoglobulin variable region
comprising the amino acid sequence set forth in SEQ ID NO: 2;
in association with gemcitabine and/or irinotecan.
10
2. The composition of claim 1 comprising dalotuzumab in association with gemcitabine
and/or irinotecan.
3. The composition of claim 1 wherein the antibody or fragment is in association with
15 gemcitabine and irinotecan.
4. The composition of claim 1 wherein said antibody or fragment is in association with a
carrier.
- 20 5. The composition of claim 4 wherein the carrier comprises a buffer.
6. The composition of claim 1 wherein said antibody or fragment is in association with
gemcitabine.
- 25 7. The composition of claim 1 wherein said antibody or fragment is in association with
irinotecan.
8. The composition claim 1 wherein the antibody or fragment is an antibody.
- 30 9. The composition of claim 8 wherein the antibody is a humanized antibody.
10. The composition claim 1 wherein the antibody or fragment comprises a light chain
immunoglobulin variable region comprising the amino acid sequence set forth in SEQ ID
NO: 1; and/or a heavy chain immunoglobulin variable region comprising the amino acid
35 sequence set forth in SEQ ID NO: 2.

11. The composition of claim 1 which further comprises a further chemotherapeutic agent.

12. The composition of claim 11 where the further chemotherapeutic agent is one or more members selected from the group consisting of: a HER2 antagonist, aprepitant, topotecan, 5
131-I-TM-601, 13-cis-retinoic acid, 4-hydroxytamoxifen, 5-deoxyuridine, 5'-deoxy-5-fluorouridine, 5-fluorouracil and leucovorin; , PEG-labeled irinotecan, 6-mecaptopurine, 7-hydroxy staurosporine, a CDK inhibitor, a combination of irinotecan, 5-fluorouracil and leucovorin, a farnesyl protein transferase inhibitor, a lutenizing hormone-releasing hormone agonist, a MEK inhibitor, a gamma secretase inhibitor, an ERK inhibitor, an AKT inhibitor, a
10 progestational agent, a progestin, a Raf inhibitor, a selective estrogen receptor modulator, a VEGFR inhibitor, anti-VEGFR-2 antibody, abraxane, zotarolimus, ABX-EGF antibody, acolbifene, ADS-100380, axitinib, alprazolam, ALT-110, altretamine, amifostine, aminoglutethimide, amrubicin, amsacrine, an anti-EGFR antibody, an antiestrogen, an anti-HER2 antibody, an aromatase inhibitor, an EGF Receptor antagonist, an interferon an
15 antiemetic, an mTOR inhibitor, an NK-1 receptor antagonist, anagrelide, anastrozole, anastrozole, angiostatin, ARQ-197, arzoxifene, Asparaginase, AT-9263, atrasentan, ficlatuzumab, barasertib, selumetinib, cediranib, Bacillus Calmette-Guerin (BCG) vaccine, batabulin, BC-210, bevacizumab, Bio 111, BIO 140, bleomycin, BMS-214662, ixabepilone, BMS-275291, BMS-310705, bortezomib, buserelin, busulfan, calcitriol, camptothecin,
20 canertinib, capecitabine, carboplatin, carmustine, casopitant, CC 8490, cetuximab, CG-1521, CG-781, dovitinib, chlamydocin, chlorambucil, cilengitide, cimitidine, cladribine, clodronate, COL-3, conjugated estrogens, CP-724714, cyclophosphamide, cyproterone, cytarabine, cytosine arabinoside, dacarbazine, dactinomycin, darbepoetin alfa, dasatanib, daunorubicin, decatanib, denileukin, deoxycoformycin, DES(diethylstilbestrol),
25 dexamethasone, diethylstilbestrol, diftiox, diphenhydramine, DN-101, docetaxel, dolasetron, doxorubicin, droloxifene, dronabinol, droperidol, edotecarin, edotretotide, pelitinib, cilengitide, endostatin, enzastaurin, epirubicin, epithilone B, epoetin alfa, ERA-923, erbitux,erlotinib, erythropoietin, estradiol, estramustine, etoposide, everolimus, exemestane, finasteride, romidepsin, flavopiridol, floxuridine, fludarabine, fludrocortisones, fluorouracil,
30 fluoxymesterone, flutamide, FOLFOX regimen, folinic acid, fulvestrant, gefitinib, gimatecan, goserelin acetate, gossypol, granisetron, GSK461364, GSK690693, lapatinib, haloperidol, neratinib, HMR-3339, hydroxyprogesterone caproate, hydroxyurea, hydroxyzine, idarubicin, idoxifene, ifosfamide, L-glutamine L-tryptophan dipeptide, imatinib, anti-KDR antibody IMC-1C11, INO 1001, interleukin-12, IPdR, ipilimumab, JNJ-16241199, KRN951, KRX-0402, L-
35 779450, lapatanib, lasofoxifene, Lep-etu, letrozole, leucovorin, leuprolide, leuprolide acetate, levamisole, lomustine, lonafarnib, lorazepam, lucanthone, LY292223, LY292696,

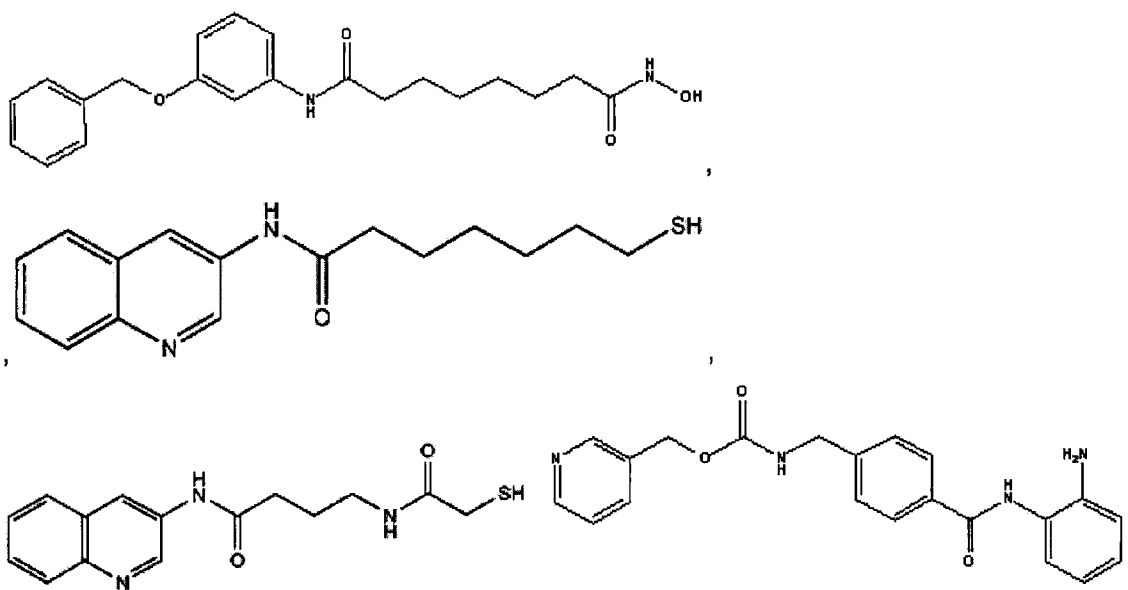
LY293646, LY293684, LY294002, marimastat, mechlorethamine, medroxyprogesterone acetate, megestrol acetate, melphalan, mercaptopurine, mesna, methotrexate, methylprednisolone, metoclopramide, mithramycin, mitomycin, mitotane, mitoxantrone, tozasertib, MLN8054, neovastat, netupitant, neuradiab, nilotinib, nilutamide, nolatrexed,

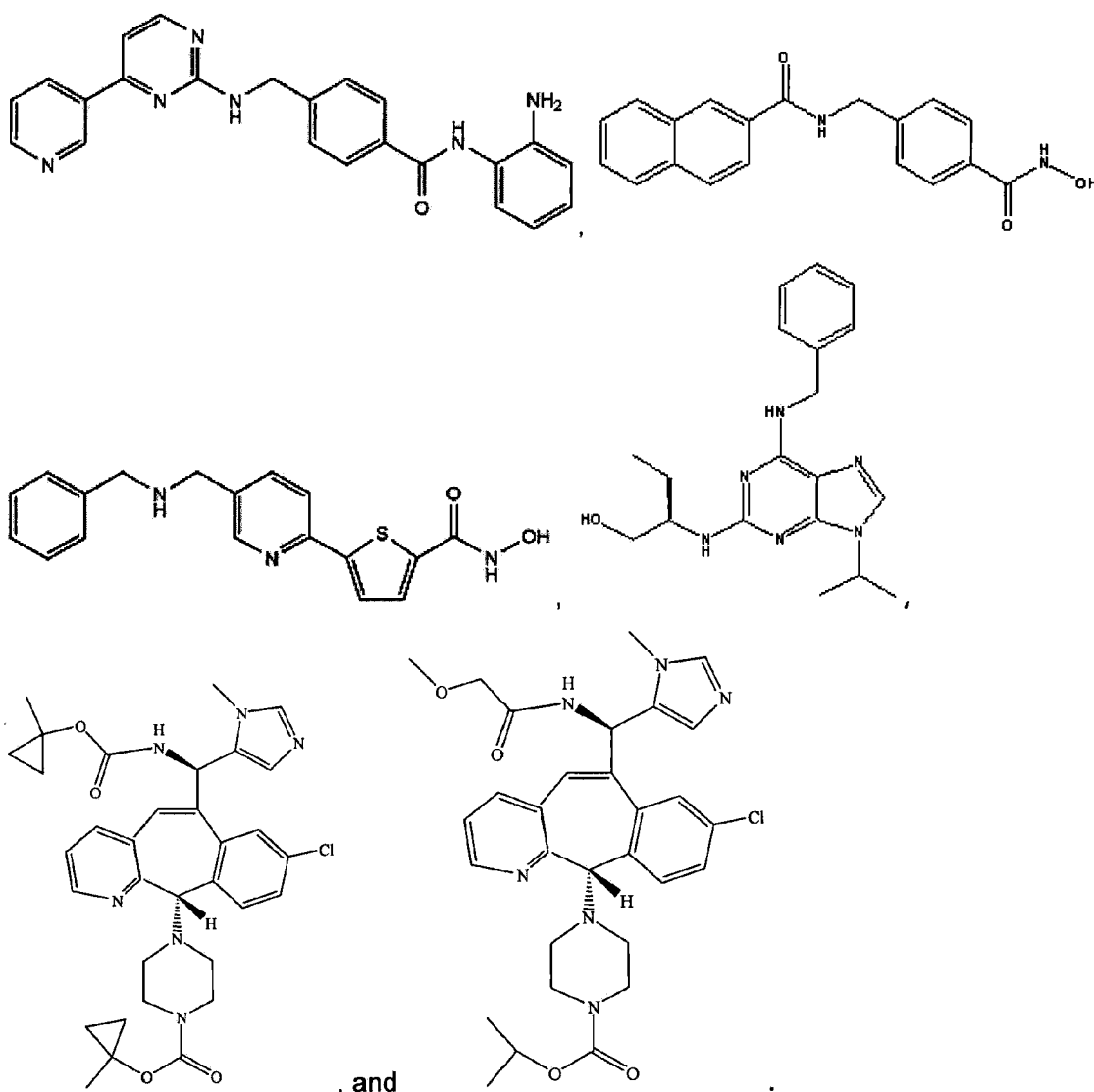
5 dacinostat, oblimersen, octreotide, ofatumumab, ondansetron, oregovomab, oxaliplatin, paclitaxel, palonosetron, pamidronate, panitumumab, pazopanib, PD184352, PD0325901, pegfilgrastim, pentostatin, danusertib, phenylalanine mustard, pipendoxifene, PKI-166, plicamycin, porfimer, procarbazine, prochlorperazine, R-763, raloxifene, raltitrexed, rapamycin, razoxin, rituximab, berubicin, rubitecan, SB-556629, L-alanosine, Seliciclib,

10 sirolimus, sorafenib, spironolactone, squalamine, streptozocin, semaxinib, SU6668, suberoyl analide hydroxamic acid, sunitinib, sunitinib malate, mubritinib, talampanel, tamoxifen, temozolomide, temsirolimus, teniposide, tesmilifene, testosterone, tetrandrine, thalidomide, thioguanine, thiotepa, ticilimumab, tipifarnib, canfosfamide, topotecan, toremifene citrate, trabectedin, trastuzumab, tretinoin, trichostatin A, triptorelin pamoate,

15 tropisetron, bazedoxifene, uracil mustard, valproic acid, valrubicin, vandetanib, vatalanib, VEGF trap, vinblastine, vincristine, vindesine, vinorelbine, vitaxin, vitespan, vorinostat, VX-745, wortmannin, diphtheria toxin (S525F variant) conjugated to transferrin, zanolimumab, ZK186619, ZK-304709, ZM336372, an electrolyte solution, a bulking agent, methylcellulose, guar gum, plant fibre, an anti-inflammatory drug, bismuth subsalicylate, an

20 opioid, loperamide,





5

13. A method for treating or preventing a cancer whose growth, survival and/or metastasis is mediated by IGF1R expression and/or activity in a subject comprising administering, to the subject, a therapeutically effective amount of a composition comprising an isolated antibody or antigen-binding fragment thereof comprising CDR-L1; CDR-L2; and CDR-L3 in a light chain immunoglobulin variable region comprising the amino acid sequence set forth in SEQ ID NO: 1;

10

and/or,

CDR-H1; CDR-H2; and CDR-H3 in a heavy chain immunoglobulin variable region comprising the amino acid sequence set forth in SEQ ID NO: 2;

15

in association with gemcitabine and/or irinotecan.

14. The method of claim 13 wherein the composition comprises dalotuzumab in association with gemcitabine and/or irinotecan.

15. The method of claim 13 wherein the antibody or fragment comprises a light chain immunoglobulin variable region comprising the amino acid sequence set forth in SEQ ID NO: 1; and/or a heavy chain immunoglobulin variable region comprising the amino acid sequence set forth in SEQ ID NO: 2.

16. The method of claim 13 wherein the cancer is a member selected from the group consisting of ovarian cancer, pancreatic cancer, breast cancer, prostate cancer, osteosarcoma, rhabdomyosarcoma, neuroblastoma, multiple myeloma, lung cancer, colorectal cancer and cervical cancer.

17. The method of claim 13 wherein the antibody or fragment is in association with gemcitabine.

18. The method of claim 13 wherein the antibody or fragment is an antibody.

19. The method of claim 18 wherein the antibody is a humanized antibody.

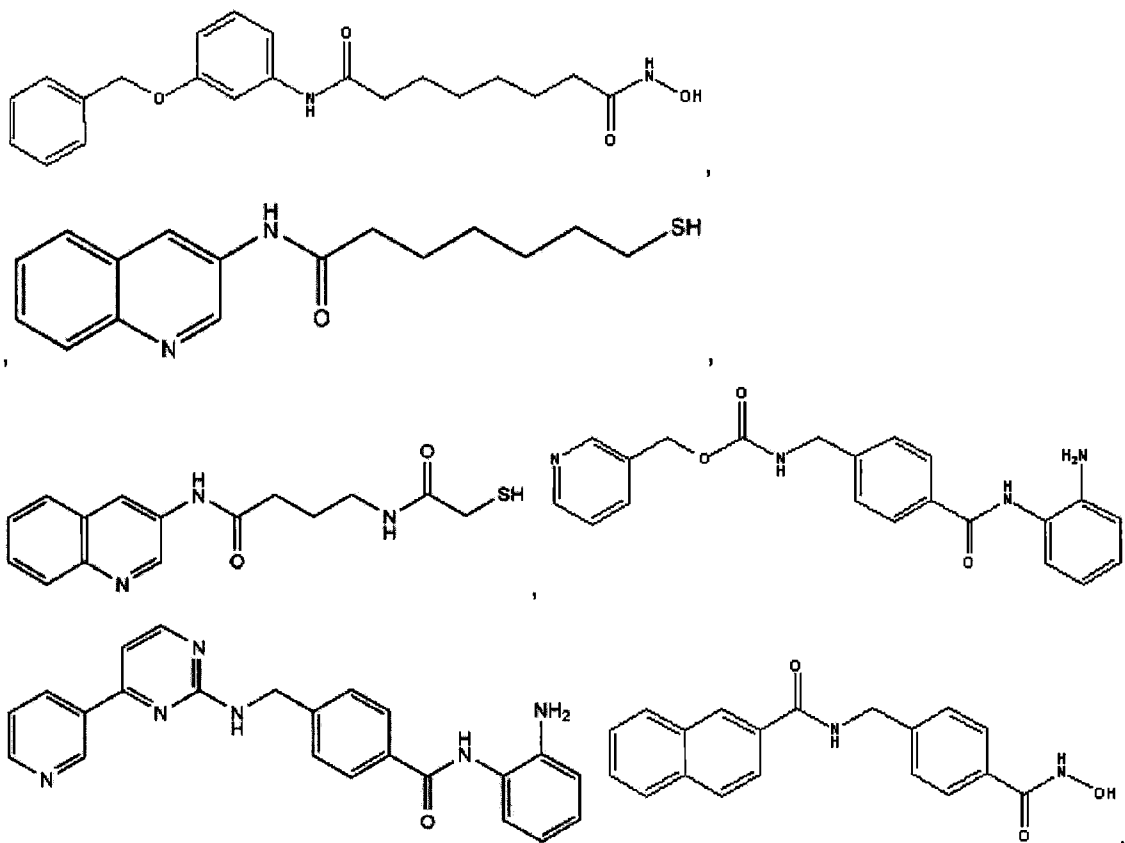
20. The method of claim 13 wherein the composition is administered in further association with a further chemotherapeutic agent.

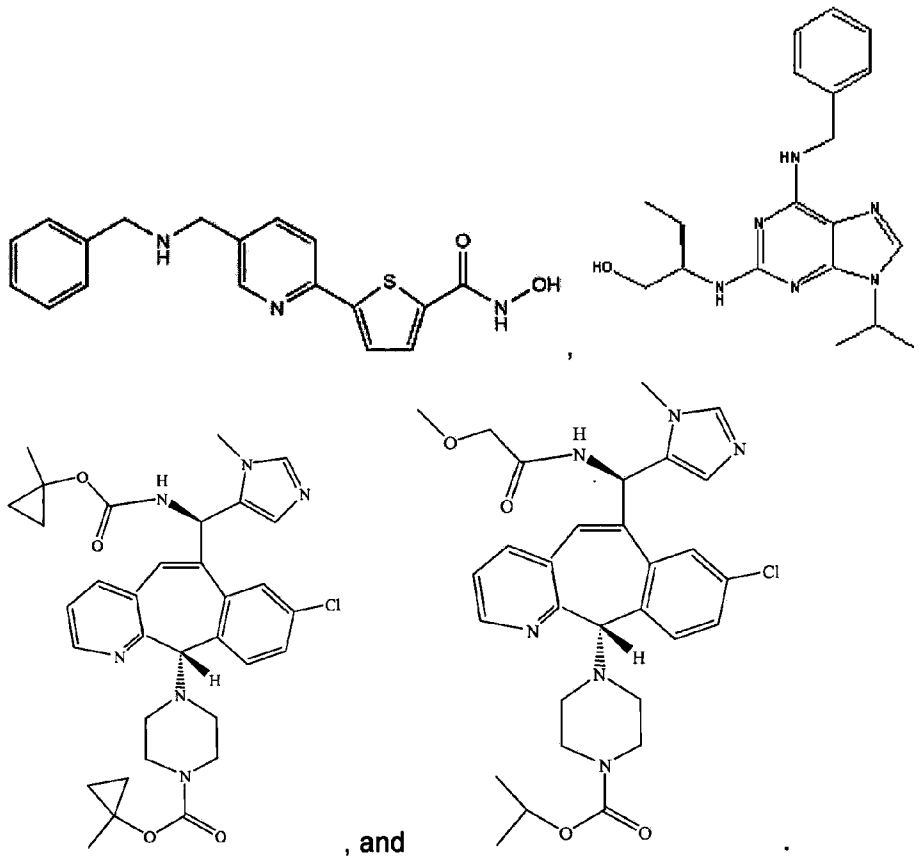
21. The method of claim 20 wherein the further chemotherapeutic agent is one or more members selected from the group consisting of: a HER2 antagonist, aprepitant, topotecan, 131-I-TM-601, 13-cis-retinoic acid, 4-hydroxytamoxifen, 5-deoxyuridine, 5'-deoxy-5-fluorouridine, 5-fluorouracil and leucovorin; , PEG-labeled irinotecan, 6-mecaptopurine, 7-hydroxy staurosporine, a CDK inhibitor, a combination of irinotecan, 5-fluorouracil and leucovorin, a farnesyl protein transferase inhibitor, a lutenizing hormone-releasing hormone agonist, a MEK inhibitor, a gamma secretase inhibitor, an ERK inhibitor, an AKT inhibitor, a progestational agent, a progestin, a Raf inhibitor, a selective estrogen receptor modulator, a VEGFR inhibitor, anti-VEGFR-2 antibody, abraxane, zotarolimus, ABX-EGF antibody, acolbifene, ADS-100380, axitinib, alprazolam, ALT-110, altretamine, amifostine, aminoglutethimide, amrubicin, amsacrine, an anti-EGFR antibody, an antiestrogen, an anti-HER2 antibody, an aromatase inhibitor, an EGF Receptor antagonist, an interferon an antiemetic, an mTOR inhibitor, an NK-1 receptor antagonist, anagrelide, anastrozole,

anastrozole, angiostatin, ARQ-197, arzoxifene, Asparaginase, AT-9263, atrasentan, ficlatuzumab, barasertib, selumetinib, cediranib, Bacillus Calmette-Guerin (BCG) vaccine, batabulin, BC-210, bevacizumab, Bio 111, BIO 140, bleomycin, BMS-214662, ixabepilone, BMS-275291, BMS-310705, bortezomib, buserelin, busulfan, calcitriol, camptothecin, 5 canertinib, capecitabine, carboplatin, carmustine, casopitant, CC 8490, cetuximab, CG-1521, CG-781, dovitinib, chlamydocin, chlorambucil, cilengitide, cimitidine, cladribine, clodronate, COL-3, conjugated estrogens, CP-724714, cyclophosphamide, cyproterone, cytarabine, cytosine arabinoside, dacarbazine, dactinomycin, darbepoetin alfa, dasatanib, daunorubicin, decatanib, denileukin, deoxycoformycin, DES(diethylstilbestrol), 10 dexamethasone, diethylstilbestrol, diftiox, diphenhydramine, DN-101, docetaxel, dolasetron, doxorubicin, droloxifene, dronabinol, droperidol, edotecarin, edotreotide, pelitinib, cilengitide, endostatin, enzastaurin, epirubicin, epithilone B, epoetin alfa, ERA-923, erbitux, erlotinib, erythropoietin, estradiol, estramustine, etoposide, everolimus, exemestane, finasteride, romidepsin, flavopiridol, floxuridine, fludarabine, fludrocortisones, fluorouracil, 15 fluoxymesterone, flutamide, FOLFOX regimen, folinic acid, fulvestrant, gefitinib, gimatecan, goserelin acetate, gossypol, granisetron, GSK461364, GSK690693, lapatinib, haloperidol, neratinib, HMR-3339, hydroxyprogesterone caproate, hydroxyurea, hydroxyzine, idarubicin, idoxifene, ifosfamide, L-glutamine L-tryptophan dipeptide, imatinib, anti-KDR antibody IMC-1C11, INO 1001, interleukin-12, IPdR, ipilimumab, JNJ-16241199, KRN951, KRX-0402, L-20 779450, lapatanib, lasofoxifene, Lep-etu, letrozole, leucovorin, leuprolide, leuprolide acetate, levamisole, lomustine, lonafarnib, lorazepam, lucanthone, LY292223, LY292696, LY293646, LY293684, LY294002, marimastat, mechlorethamine, medroxyprogesterone acetate, megestrol acetate, melphalan, mercaptopurine, mesna, methotrexate, methylprednisolone, metoclopramide, mithramycin, mitomycin, mitotane, mitoxantrone, 25 tozasertib, MLN8054, neovastat, netupitant, neuradiab, nilotinib, nilutamide, nolatrexed, dacinostat, oblimersen, octreotide, ofatumumab, ondansetron, oregovomab, oxaliplatin, paclitaxel, palonosetron, pamidronate, panitumumab, pazopanib, PD184352, PD0325901, pegfilgrastim, pentostatin, danusertib, phenylalanine mustard, pipendoxifene, PKI-166, plicamycin, porfimer, procarbazine, prochlorperazine, R-763, raloxifene, raltitrexed, 30 rapamycin, razoxin, rituximab, berubicin, rubitecan, SB-556629, L-alanosine, Seliciclib, sirolimus, sorafenib, spironolactone, squalamine, streptozocin, semaxinib, SU6668, suberoyl analide hydroxamic acid, sunitinib, sunitinib malate, mubritinib, talampanel, tamoxifen, temozolomide, temsirolimus, teniposide, tesmilifene, testosterone, tetrandrine, thalidomide, thioguanine, thiotepa, ticilimumab, tipifarnib, canfosfamide, topotecan, 35 toremifene citrate, trabectedin, trastuzumab, tretinoin, trichostatin A, triptorelin pamoate, tropisetron, bazedoxifene, uracil mustard, valproic acid, valrubicin, vandetanib, vatalanib,

VEGF trap, vinblastine, vincristine, vindesine, vinorelbine, vitaxin, vitespan, vorinostat, VX-745, wortmannin, diphtheria toxin (S525F variant) conjugated to transferrin, zanolimumab, ZK186619, ZK-304709, ZM336372, an electrolyte solution, a bulking agent, methylcellulose, guar gum, plant fibre, an anti-inflammatory drug, bismuth subsalicylate, an opioid, loperamide,

5





5 22. A method for making a composition comprising an isolated antibody or antigen-binding fragment thereof comprising CDR-L1; CDR-L2; and CDR-L3 in a light chain immunoglobulin variable region comprising the amino acid sequence set forth in SEQ ID NO: 1; and/or, CDR-H1; CDR-H2; and CDR-H3 in a heavy chain immunoglobulin variable region comprising the amino acid sequence set forth in SEQ ID NO: 2;

10 in association with gemcitabine and/or irinotecan; comprising placing the antibody or antigen-binding fragment thereof in association with the gemcitabine and/or irinotecan.

23. The method of claim 22 wherein the antibody or fragment is the product of a process comprising transforming a host cell with an expression vector having polynucleotides encoding the light and heavy immunoglobulin chains of the antibody or antigen-binding fragment operably linked to one or more promoters that drive expression of the chains; and culturing the transformed host cell in a medium under conditions that allow expression of the chains; and, optionally, isolating the chains of the antibody or fragment from the host cell and/or the medium.

15

All calculations on Stata/IC 10.0, Survival Analysis Module
(Stata Corp., College Station, TX)

A: Gemcitabine +MK 0646. B: Gemcitabine + Erlotinib + Mk 0646. Arm
C: Gemcitabine + Erlotinib (Control)

Median PFS [95% CI] –

A (n = 15): **17 wks** [7, 34]

B (n = 20): **8 wks** [8, 18]

C (n = 8): **8 wks** [3, 22]

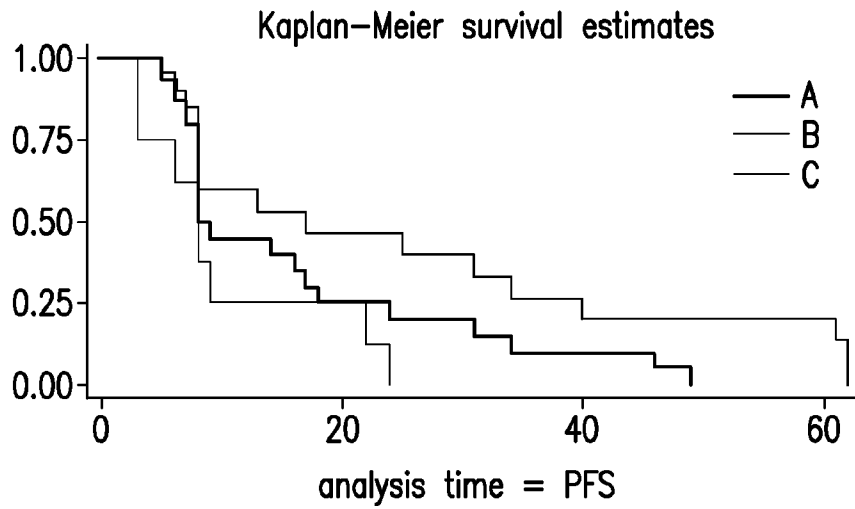


FIG. 1

A (n = 15, median f/u = 101 wks): 48 wks [14, 82]
B (n = 20, median f/u = 70 wks): 30 wks [18, 56]
C (n = 8, median f/u = 42 wks): 26 wks [8, 40] {Study has cross over design}

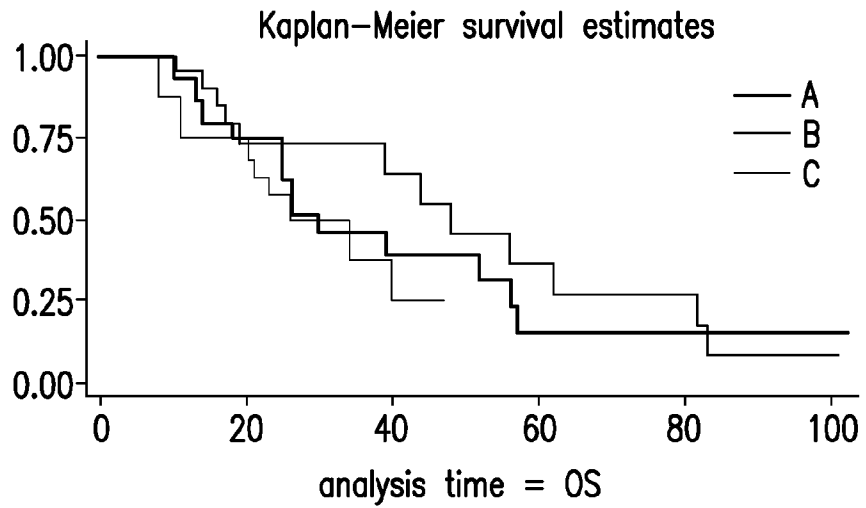


FIG.2

23047WOPCTSEQ.txt
 SEQUENCE LISTING

<110> Merck, Sharp & Dohme
 <120> Therapeutic Anti-IGF1R Combinations
 <130> 23047
 <160> 16
 <170> Patent In version 3.5
 <210> 1
 <211> 219
 <212> PRT
 <213> Artificial Sequence
 <220>
 <223> humanized immunoglobulin
 <400> 1

Asp Ile Val Met Thr Gln Ser Pro Leu Ser Leu Pro Val Thr Pro Gly
 1 5 10 15
 Gu Pro Ala Ser Ile Ser Cys Arg Ser Ser Gln Ser Ile Val His Ser
 20 25 30
 Asn Gly Asn Thr Tyr Leu Gln Trp Tyr Leu Gln Lys Pro Gly Gln Ser
 35 40 45
 Pro Gln Leu Leu Ile Tyr Lys Val Ser Asn Arg Leu Tyr Gly Val Pro
 50 55 60
 Asp Arg Phe Ser Gly Ser Gly Ser Gly Thr Asp Phe Thr Leu Lys Ile
 65 70 75 80
 Ser Arg Val Gu Ala Gu Asp Val Gly Val Tyr Tyr Cys Phe Gln Gly
 85 90 95
 Ser His Val Pro Trp Thr Phe Gly Gln Gly Thr Lys Val Gu Ile Lys
 100 105 110
 Arg Thr Val Ala Ala Pro Ser Val Phe Ile Phe Pro Pro Ser Asp Gu
 115 120 125
 Gln Leu Lys Ser Gly Thr Ala Ser Val Val Cys Leu Leu Asn Asn Phe
 130 135 140
 Tyr Pro Arg Gu Ala Lys Val Gln Trp Lys Val Asp Asn Ala Leu Gln
 145 150 155 160
 Ser Gly Asn Ser Gln Gu Ser Val Thr Gu Gln Asp Ser Lys Asp Ser
 165 170 175
 Thr Tyr Ser Leu Ser Ser Thr Leu Thr Leu Ser Lys Ala Asp Tyr Gu
 180 185 190

23047WOPCTSEQ.txt

Lys His Lys Val Tyr Ala Cys Gu Val Thr His Gn Gly Leu Ser Ser
 195 200 205

Pro Val Thr Lys Ser Phe Asn Arg Gy Gu Cys
 210 215

<210> 2
 <211> 447
 <212> PRT
 <213> Artificial Sequence

<220>
 <223> humanized immunoglobulin

<400> 2

Gn Val Gn Leu Gn Gu Ser Gy Pro Gy Leu Val Lys Pro Ser Gu
 1 5 10 15

Thr Leu Ser Leu Thr Cys Thr Val Ser Gy Tyr Ser Ile Thr Gy Gy
 20 25 30

Tyr Leu Trp Asn Trp Ile Arg Gn Pro Pro Gy Lys Gy Leu Gu Trp
 35 40 45

Ile Gy Tyr Ile Ser Tyr Asp Gy Thr Asn Asn Tyr Lys Pro Ser Leu
 50 55 60

Lys Asp Arg Val Thr Ile Ser Arg Asp Thr Ser Lys Asn Gn Phe Ser
 65 70 75 80

Leu Lys Leu Ser Ser Val Thr Ala Ala Asp Thr Ala Val Tyr Tyr Cys
 85 90 95

Ala Arg Tyr Gy Arg Val Phe Phe Asp Tyr Trp Gy Gn Gy Thr Leu
 100 105 110

Val Thr Val Ser Ser Ala Ser Thr Lys Gy Pro Ser Val Phe Pro Leu
 115 120 125

Ala Pro Ser Ser Lys Ser Thr Ser Gy Gy Thr Ala Ala Leu Gy Cys
 130 135 140

Leu Val Lys Asp Tyr Phe Pro Gu Pro Val Thr Val Ser Trp Asn Ser
 145 150 155 160

Gy Ala Leu Thr Ser Gy Val His Thr Phe Pro Ala Val Leu Gn Ser
 165 170 175

Ser Gy Leu Tyr Ser Leu Ser Ser Val Val Thr Val Pro Ser Ser Ser
 180 185 190

Leu G y Thr G n Thr Tyr I l e C y s A s n V a l A s n H i s L y s P r o S e r A s n
 195 200 205
 Thr L y s V a l A s p L y s A r g V a l G u P r o L y s S e r C y s A s p L y s T h r H i s
 210 215 220
 Thr C y s P r o P r o C y s P r o A l a P r o G u L e u L e u G y G y P r o S e r V a l
 225 230 235 240
 P h e L e u P h e P r o P r o L y s P r o L y s A s p T h r L e u M e t I l e S e r A r g T h r
 245 250 255
 P r o G u V a l T h r C y s V a l V a l V a l A s p V a l S e r H i s G u A s p P r o G u
 260 265 270
 V a l L y s P h e A s n T r p T y r V a l A s p G y V a l G u V a l H i s A s n A l a L y s
 275 280 285
 T h r L y s P r o A r g G u G u G n T y r A s n S e r T h r T y r A r g V a l V a l S e r
 290 295 300
 V a l L e u T h r V a l L e u H i s G n A s p T r p L e u A s n G y L y s G u T y r L y s
 305 310 315 320
 C y s L y s V a l S e r A s n L y s A l a L e u P r o A l a P r o I l e G u L y s T h r I l e
 325 330 335
 S e r L y s A l a L y s G y G n P r o A r g G u P r o G n V a l T y r T h r L e u P r o
 340 345 350
 P r o S e r A r g G u G u M e t T h r L y s A s n G n V a l S e r L e u T h r C y s L e u
 355 360 365
 V a l L y s G y P h e T y r P r o S e r A s p I l e A l a V a l G u T r p G u S e r A s n
 370 375 380
 G y G n P r o G u A s n A s n T y r L y s T h r T h r P r o P r o V a l L e u A s p S e r
 385 390 395 400
 A s p G y S e r P h e P h e L e u T y r S e r L y s L e u T h r V a l A s p L y s S e r A r g
 405 410 415
 T r p G n G n G y A s n V a l P h e S e r C y s S e r V a l M e t H i s G u A l a L e u
 420 425 430
 H i s A s n H i s T y r T h r G n L y s S e r L e u S e r L e u S e r P r o G y L y s
 435 440 445

<210> 3
 <211> 16
 <212> PRT
 <213> Mus

23047WOPCTSEQ.txt

<400> 3

Arg Ser Ser Gln Ser Ile Val His Ser Asn Gly Asn Thr Tyr Leu Gln
1 5 10 15

<210> 4

<211> 7

<212> PRT

<213> Mus

<400> 4

Lys Val Ser Asn Arg Leu Tyr
1 5

<210> 5

<211> 9

<212> PRT

<213> Mus

<400> 5

Phe Gln Gly Ser His Val Pro Trp Thr
1 5

<210> 6

<211> 6

<212> PRT

<213> Mus

<400> 6

Gly Gly Tyr Leu Trp Asn
1 5

<210> 7

<211> 16

<212> PRT

<213> Mus

<400> 7

Tyr Ile Ser Tyr Asp Gly Thr Asn Asn Tyr Lys Pro Ser Leu Lys Asp
1 5 10 15

<210> 8

<211> 8

<212> PRT

<213> Mus

<400> 8

Tyr Gly Arg Val Phe Phe Asp Tyr
1 5

<210> 9

<211> 128

<212> PRT

<213> Homo sapiens

<400> 9

23047WDPCTSEQ.txt

Met Ser Pro Ser Gln Leu Ile Gly Phe Leu Leu Leu Trp Val Pro Ala
1 5 10 15

Ser Arg Gly Gu Ile Val Leu Thr Gln Val Pro Asp Phe Gln Ser Val
20 25 30

Thr Pro Lys Gu Lys Val Thr Ile Thr Cys Arg Ala Ser Gln Ser Ile
35 40 45

Gly Ser Ser Leu His Trp Tyr Gln Gln Lys Pro Asp Gln Ser Pro Lys
50 55 60

Leu Leu Ile Lys Tyr Ala Ser Gln Ser Leu Ser Gly Val Pro Ser Arg
65 70 75 80

Phe Ser Gly Ser Gly Ser Gly Thr Asp Phe Thr Leu Thr Ile Asn Ser
85 90 95

Leu Gu Ala Gu Asp Ala Ala Ala Tyr Tyr Cys His Gln Ser Ser Arg
100 105 110

Leu Pro His Thr Phe Gly Gly Gly Thr Lys Val Gu Ile Lys Arg Thr
115 120 125

<210> 10
<211> 137
<212> PRT
<213> Homo sapiens
<400> 10

Met Gu Phe Gly Leu Ser Trp Val Phe Leu Val Ala Ile Leu Lys Gly
1 5 10 15

Val Gln Cys Gu Val Gln Leu Val Gln Ser Gly Gly Gly Leu Val His
20 25 30

Pro Gly Gly Ser Leu Arg Leu Ser Cys Ala Ala Ser Gly Phe Thr Phe
35 40 45

Ser Ser Phe Ala Met His Trp Val Arg Gln Ala Pro Gly Lys Gly Leu
50 55 60

Gu Trp Ile Ser Val Ile Asp Thr Arg Gly Ala Thr Tyr Tyr Ala Asp
65 70 75 80

Ser Val Lys Gly Arg Phe Thr Ile Ser Arg Asp Asn Ala Lys Asn Ser
85 90 95

Leu Tyr Leu Gln Met Asn Ser Leu Arg Ala Gu Asp Met Ala Val Tyr
100 105 110

Tyr Cys Ala Arg Leu Gly Asn Phe Tyr Tyr Gly Met Asp Val Trp Gly
 115 120 125

Gln Gly Thr Thr Val Thr Val Ser Ser
 130 135

<210> 11
 <211> 128
 <212> PRT
 <213> Homo sapiens

<400> 11

Met Ser Pro Ser Gln Leu Ile Gly Phe Leu Leu Leu Trp Val Pro Ala
 1 5 10 15

Ser Arg Gly Gu Ile Val Leu Thr Gln Ser Pro Asp Ser Leu Ser Val
 20 25 30

Thr Pro Gly Gu Arg Val Thr Ile Thr Cys Arg Ala Ser Gln Ser Ile
 35 40 45

Gly Ser Ser Leu His Trp Tyr Gln Gln Lys Pro Gly Gln Ser Pro Lys
 50 55 60

Leu Leu Ile Lys Tyr Ala Ser Gln Ser Leu Ser Gly Val Pro Ser Arg
 65 70 75 80

Phe Ser Gly Ser Gly Ser Gly Thr Asp Phe Thr Leu Thr Ile Ser Ser
 85 90 95

Leu Gu Ala Gu Asp Ala Ala Ala Tyr Tyr Cys His Gln Ser Ser Arg
 100 105 110

Leu Pro His Thr Phe Gly Gln Gly Thr Lys Val Gu Ile Lys Arg Thr
 115 120 125

<210> 12
 <211> 128
 <212> PRT
 <213> Homo sapiens

<400> 12

Met Ser Pro Ser Gln Leu Ile Gly Phe Leu Leu Leu Trp Val Pro Ala
 1 5 10 15

Ser Arg Gly Gu Ile Val Leu Thr Gln Ser Pro Asp Ser Leu Ser Val
 20 25 30

Thr Pro Gly Gu Arg Val Thr Ile Thr Cys Arg Ala Ser Gln Ser Ile
 35 40 45

Gly Ser Ser Leu His Trp Tyr Gln Gln Lys Pro Gly Gln Ser Pro Lys
 50 55 60

23047WOPCTSEQ.txt

Leu Leu Ile Lys Tyr Ala Ser Gln Ser Leu Ser Gly Val Pro Ser Arg
65 70 75 80

Phe Ser Gly Ser Gly Ser Gly Thr Asp Phe Thr Leu Thr Ile Ser Ser
85 90 95

Leu Gu Ala Gu Asp Phe Ala Val Tyr Tyr Cys His Gln Ser Ser Arg
100 105 110

Leu Pro His Thr Phe Gly Gln Gly Thr Lys Val Gu Ile Lys Arg Thr
115 120 125

<210> 13
<211> 128
<212> PRT
<213> Homo sapiens

<400> 13

Met Ser Pro Ser Gln Leu Ile Gly Phe Leu Leu Leu Trp Val Pro Ala
1 5 10 15

Ser Arg Gly Gu Ile Val Leu Thr Gln Ser Pro Gly Thr Leu Ser Val
20 25 30

Ser Pro Gly Gu Arg Ala Thr Leu Ser Cys Arg Ala Ser Gln Ser Ile
35 40 45

Gly Ser Ser Leu His Trp Tyr Gln Gln Lys Pro Gly Gln Ala Pro Arg
50 55 60

Leu Leu Ile Lys Tyr Ala Ser Gln Ser Leu Ser Gly Ile Pro Asp Arg
65 70 75 80

Phe Ser Gly Ser Gly Ser Gly Thr Asp Phe Thr Leu Thr Ile Ser Arg
85 90 95

Leu Gu Pro Gu Asp Ala Ala Ala Tyr Tyr Cys His Gln Ser Ser Arg
100 105 110

Leu Pro His Thr Phe Gly Gln Gly Thr Lys Val Gu Ile Lys Arg Thr
115 120 125

<210> 14
<211> 128
<212> PRT
<213> Homo sapiens

<400> 14

Met Ser Pro Ser Gln Leu Ile Gly Phe Leu Leu Leu Trp Val Pro Ala
1 5 10 15

Ser Arg Gly Gu Ile Val Leu Thr Gn Ser Pro Gly Thr Leu Ser Val
 20 25 30

Ser Pro Gly Gu Arg Ala Thr Leu Ser Cys Arg Ala Ser Gn Ser Ile
 35 40 45

Gly Ser Ser Leu His Trp Tyr Gn Gn Lys Pro Gly Gn Ala Pro Arg
 50 55 60

Leu Leu Ile Lys Tyr Ala Ser Gn Ser Leu Ser Gly Ile Pro Asp Arg
 65 70 75 80

Phe Ser Gly Ser Gly Ser Gly Thr Asp Phe Thr Leu Thr Ile Ser Arg
 85 90 95

Leu Gu Pro Gu Asp Phe Ala Val Tyr Tyr Cys His Gn Ser Ser Arg
 100 105 110

Leu Pro His Thr Phe Gly Gn Gly Thr Lys Val Gu Ile Lys Arg Thr
 115 120 125

<210> 15
 <211> 137
 <212> PRT
 <213> Homo sapiens

<400> 15

Met Gu Phe Gly Leu Ser Trp Val Phe Leu Val Ala Ile Leu Lys Gly
 1 5 10 15

Val Gn Cys Gu Val Gn Leu Val Gn Ser Gly Gly Gly Leu Val Lys
 20 25 30

Pro Gly Gly Ser Leu Arg Leu Ser Cys Ala Ala Ser Gly Phe Thr Phe
 35 40 45

Ser Ser Phe Ala Met His Trp Val Arg Gn Ala Pro Gly Lys Gly Leu
 50 55 60

Gu Trp Ile Ser Val Ile Asp Thr Arg Gly Ala Thr Tyr Tyr Ala Asp
 65 70 75 80

Ser Val Lys Gly Arg Phe Thr Ile Ser Arg Asp Asn Ala Lys Asn Ser
 85 90 95

Leu Tyr Leu Gn Met Asn Ser Leu Arg Ala Gu Asp Thr Ala Val Tyr
 100 105 110

Tyr Cys Ala Arg Leu Gly Asn Phe Tyr Tyr Gly Met Asp Val Trp Gly
 115 120 125

Gn Gly Thr Thr Val Thr Val Ser Ser

130

135

<210> 16
 <211> 137
 <212> PRT
 <213> Homo sapiens

<400> 16

Met G u Phe G y Leu Ser Trp Val Phe Leu Val Al a Ile Leu Lys G y
 1 5 10 15

Val G n Cys G u Val G n Leu Val G n Ser G y G y G y Leu Val G n
 20 25 30

Pro G y G y Ser Leu Arg Leu Ser Cys Al a Al a Ser G y Phe Thr Phe
 35 40 45

Ser Ser Phe Al a Met His Trp Val Arg G n Al a Pro G y Lys G y Leu
 50 55 60

G u Trp Ile Ser Val Ile Asp Thr Arg G y Al a Thr Tyr Tyr Al a Asp
 65 70 75 80

Ser Val Lys G y Arg Phe Thr Ile Ser Arg Asp Asn Al a Lys Asn Ser
 85 90 95

Leu Tyr Leu G n Met Asn Ser Leu Arg Al a G u Asp Thr Al a Val Tyr
 100 105 110

Tyr Cys Al a Arg Leu G y Asn Phe Tyr Tyr G y Met Asp Val Trp G y
 115 120 125

G n G y Thr Thr Val Thr Val Ser Ser
 130 135