US00D764210S

(12) **United States Design Patent**
Peng

(10) **Patent No.: US D764,210 S**
(45) **Date of Patent: ** Aug. 23, 2016**

(54) **FISHING ROD HOLDER**

(71) Applicant: **I-Sin Peng**, Taichung (TW)

(72) Inventor: **I-Sin Peng**, Taichung (TW)

(73) Assignee: **I-Sin Peng**, Taichung (TW)

(**) Term: **14 Years**

(21) Appl. No.: **29/510,970**

(22) Filed: **Dec. 4, 2014**

(51) **LOC (10) Cl.** **08-08**

(52) **U.S. Cl.**
USPC **D6/552**

(58) **Field of Classification Search**
USPC D6/552; D3/221; D22/147; 43/21.2; 211/70.1, 70.2; 248/516–519, 530, 248/533, 538, 156
CPC A01K 97/10; A01K 97/12; A01K 97/125; A01K 99/00; A47F 7/0021
See application file for complete search history.

(56) **References Cited**

U.S. PATENT DOCUMENTS

D461,521 S * 8/2002 Krueger D22/147
D483,436 S * 12/2003 Tull D22/147
D604,946 S * 12/2009 Drake D22/147
D605,851 S * 12/2009 Drake D22/147
D727,457 S * 4/2015 Seiders D22/147
D752,176 S * 3/2016 Johns D22/147

* cited by examiner

Primary Examiner — Wan Laymon
Assistant Examiner — Mark Booker
(74) *Attorney, Agent, or Firm* — Yuwen Guo

(57) **CLAIM**

The ornamental design for a fishing rod holder, as shown and described.

DESCRIPTION

FIG. **1** is a perspective view of a fishing rod holder, showing my new design;
FIG. **2** is a front view of the fishing rod holder;
FIG. **3** is a rear view of the fishing rod holder;
FIG. **4** is a left side view of the fishing rod holder;
FIG. **5** is a right side view of the fishing rod holder;
FIG. **6** is a top view of the fishing rod holder;
FIG. **7** is a bottom view of the fishing rod holder; and,
FIG. **8** is a view of a fishing rod held in the fishing rod holder.
The broken line showing of structural features is included for the purpose of illustrating non-claim subject matter and forms no part of the claimed design.

1 Claim, 7 Drawing Sheets

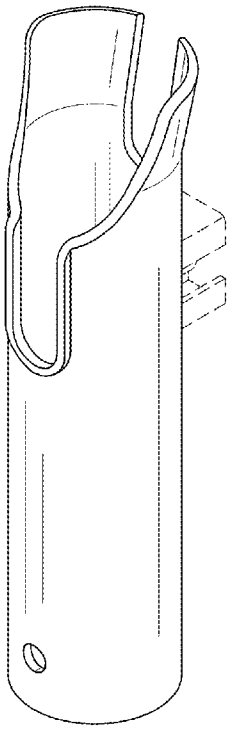

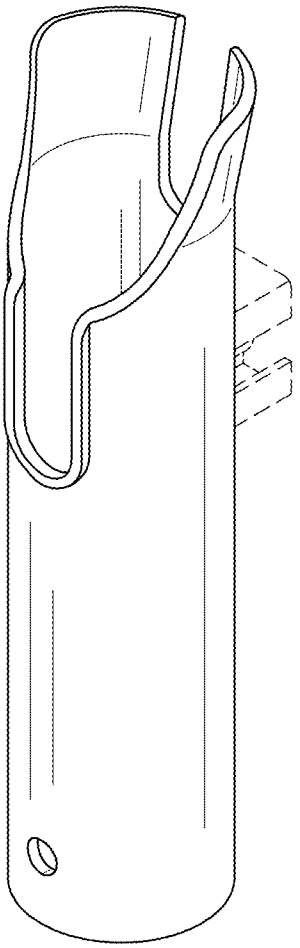

FIG. 1

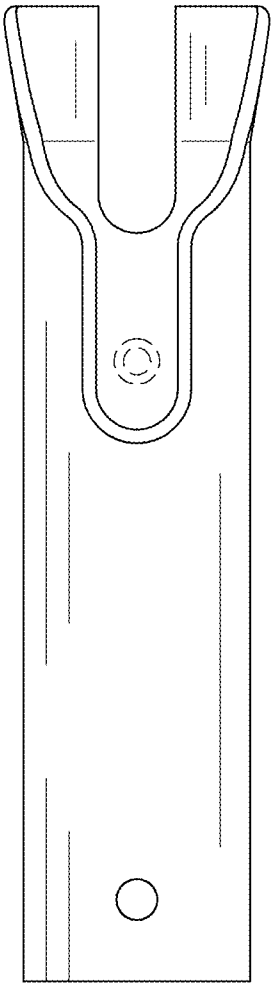

FIG. 2

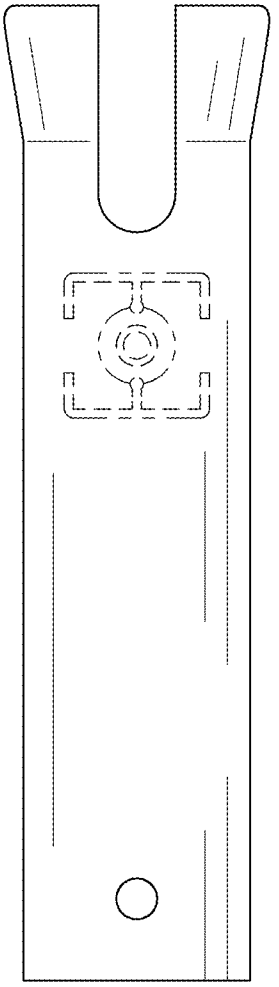

FIG. 3

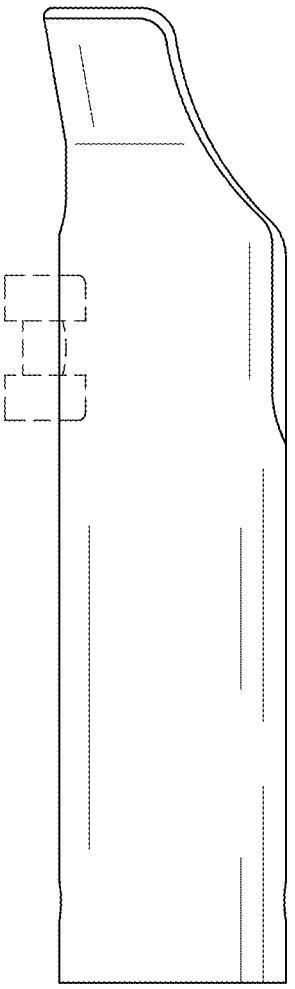

FIG. 4

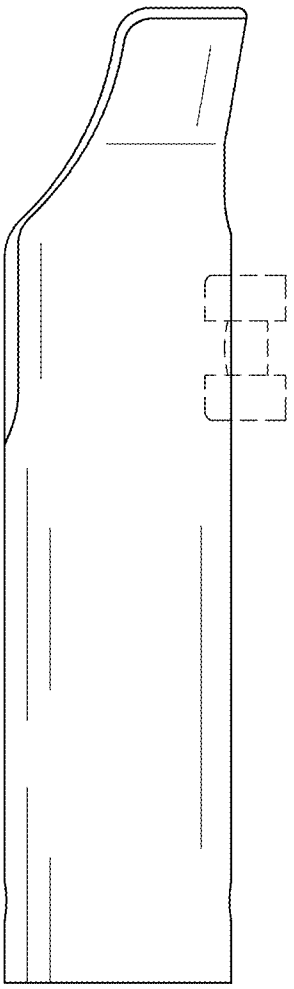

FIG. 5

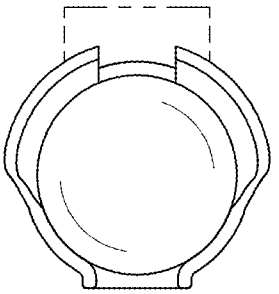

FIG. 6

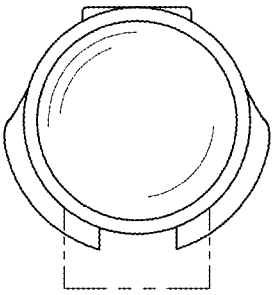

FIG. 7