

(12) INTERNATIONAL APPLICATION PUBLISHED UNDER THE PATENT COOPERATION TREATY (PCT)

(19) World Intellectual Property Organization  
International Bureau



(43) International Publication Date  
21 July 2011 (21.07.2011)

(10) International Publication Number  
**WO 2011/088449 A1**

(51) International Patent Classification:

*C09B 29/12* (2006.01) *G02B 1/04* (2006.01)  
*C09B 69/10* (2006.01)

(21) International Application Number:

PCT/US2011/021525

(22) International Filing Date:

18 January 2011 (18.01.2011)

(25) Filing Language:

English

(26) Publication Language:

English

(30) Priority Data:

61/295,900 18 January 2010 (18.01.2010) US

(71) Applicant (for all designated States except US): **ALCON, INC.** [CH/CH]; Bosch 69, CH-6331 Hunenberg (CH).

(72) Inventor; and

(75) Inventor/Applicant (for US only): **LAREDO, Walter R.** [US/US]; 3901 Estancia Way, Fort Worth, Texas 76108 (US).

(74) Agents: **RYAN, Patrick, M.** et al.; Alcon Research, Ltd., IP Legal TB4-8, 6201 South Freeway, Fort Worth, Texas 76134-2099 (US).

(81) Designated States (unless otherwise indicated, for every kind of national protection available): AE, AG, AL, AM, AO, AT, AU, AZ, BA, BB, BG, BH, BR, BW, BY, BZ,

CA, CH, CL, CN, CO, CR, CU, CZ, DE, DK, DM, DO, DZ, EC, EE, EG, ES, FI, GB, GD, GE, GH, GM, GT, HN, HR, HU, ID, IL, IN, IS, JP, KE, KG, KM, KN, KP, KR, KZ, LA, LC, LK, LR, LS, LT, LU, LY, MA, MD, ME, MG, MK, MN, MW, MX, MY, MZ, NA, NG, NI, NO, NZ, OM, PE, PG, PH, PL, PT, RO, RS, RU, SC, SD, SE, SG, SK, SL, SM, ST, SV, SY, TH, TJ, TM, TN, TR, TT, TZ, UA, UG, US, UZ, VC, VN, ZA, ZM, ZW.

(84) Designated States (unless otherwise indicated, for every kind of regional protection available): ARIPO (BW, GH, GM, KE, LR, LS, MW, MZ, NA, SD, SL, SZ, TZ, UG, ZM, ZW), Eurasian (AM, AZ, BY, KG, KZ, MD, RU, TJ, TM), European (AL, AT, BE, BG, CH, CY, CZ, DE, DK, EE, ES, FI, FR, GB, GR, HR, HU, IE, IS, IT, LT, LU, LV, MC, MK, MT, NL, NO, PL, PT, RO, RS, SE, SI, SK, SM, TR), OAPI (BF, BJ, CF, CG, CI, CM, GA, GN, GQ, GW, ML, MR, NE, SN, TD, TG).

Declarations under Rule 4.17:

— of inventorship (Rule 4.17(iv))

Published:

— with international search report (Art. 21(3))

— before the expiration of the time limit for amending the claims and to be republished in the event of receipt of amendments (Rule 48.2(h))

(54) Title: VISIBLE LIGHT ABSORBERS FOR OPHTHALMIC LENS MATERIALS

(57) Abstract: Azo compounds that block visible light are disclosed. These light absorbers are particularly suitable for use in intraocular lens materials.



WO 2011/088449 A1

## VISIBLE LIGHT ABSORBERS FOR OPHTHALMIC LENS MATERIALS

Field of the Invention

5 This invention is directed to visible light absorbers. In particular, this invention relates to novel azo compound monomers especially suitable for use in implantable ophthalmic lens materials.

Background of the Invention

10 Both UV and visible light absorbers are known as ingredients for polymeric materials used to make ophthalmic lenses, and such absorbers may be used in combination with each other. These absorbers are preferably  
15 covalently bound to the polymeric network of the lens material instead of simply physically entrapped in the material to prevent them from migrating, phase separating or leaching out of the lens material. Such stability is particularly important for implantable ophthalmic lenses where the leaching of the absorber may present both toxicological issues and lead to the loss of  
20 visible light blocking activity in the implant.

Many absorbers contain conventional olefinic polymerizable groups, such as methacrylate, acrylate, methacrylamide, acrylamide or styrene groups. Copolymerization with other ingredients in the lens materials,  
25 typically with a radical initiator, incorporates the absorbers into the resulting polymer chain. Incorporation of additional functional groups on an absorber may influence one or more of the absorber's light-absorbing properties, solubility or reactivity. If the absorber does not have sufficient solubility in the remainder of the ophthalmic lens material ingredients or polymeric lens  
30 material, the absorber may coalesce into domains that could interact with light and result in decreased optical clarity of the lens.

Examples of visible light absorbers suitable for use in intraocular lenses can be found in U.S. Patent Nos. 5,470,932. What is needed are

additional visible light absorbing compounds that are copolymerizable with other ingredients in implantable lens materials, relatively inexpensive to synthesize, and are efficient in absorbing light between approximately 380 – 495 nm.

3

### Summary of the Invention

The present invention provides novel azo compounds that satisfy the above objectives. These azo compounds are especially suitable for use as monomers that absorb a portion of visible light (approximately 380 – 495 nm). These absorbers are suitable for use in ophthalmic lenses, including contact lenses. They are particularly useful in implantable lenses, such as intraocular lenses (IOLs).

The azo compounds of the present invention contain reactive groups, which allow for covalent attachment of the absorbers to ocular lens materials. Additionally, the absorbers of the present invention can be synthesized in approximately 2 - 3 steps from readily available, inexpensive starting materials without the need for column chromatography.

20

The present invention also relates to ophthalmic device materials containing such azo compounds

### Brief Description of the Drawings

25

Figure 1 shows the UV/Vis spectra of Compound A at 0.01 – 0.5 % (w/v) in  $\text{CHCl}_3$ .

30

Figure 2 shows the UV/Vis spectra of Compound A at a concentration of 480  $\mu\text{M}$ .

Figure 3 shows the UV/Vis spectra of Compound B at 150 - 2400  $\mu\text{M}$  in  $\text{CHCl}_3$ .

Figure 4 shows the UV/Vis spectra of Compound B at a concentration of 300  $\mu$ M.

Figure 5 shows the UV/Vis spectra of two formulations of Compound B.

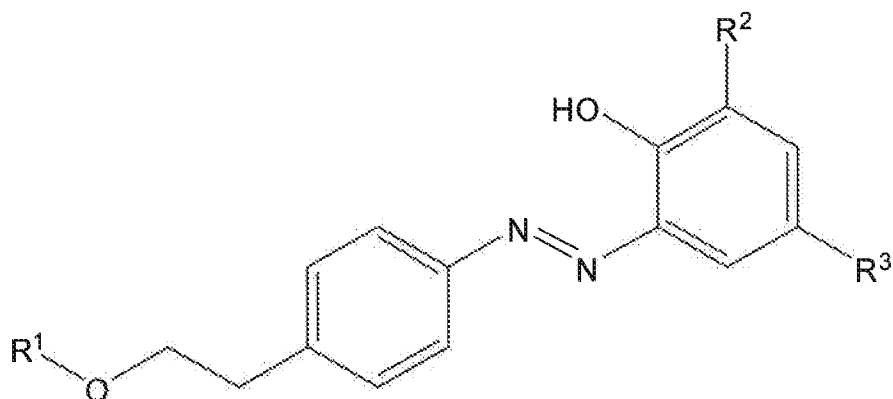
§

### Detailed Description of the Invention

Unless indicated otherwise, all ingredient amounts expressed in percentage terms are presented as % w/w.

10

The azo compounds of the present invention have the following structure:



15

Formula I

wherein

$R^1 = C(O)CH=CH_2, C(O)C(CH_3)=CH_2, C(O)NHCH_2CH_2OC(O)C(CH_3)=CH_2,$  or  
 $C(O)NHC(CH_3)_2C_6H_4C(CH_3)=CH_2;$

20

$R^2 = H, C_1 - C_4$  alkyl, or  $C_1 - C_4$  alkoxy;

$R^3 = H, C_1 - C_4$  alkyl, F, Cl, Br, CN,  $NO_2, COOR^4, XOC(O)CH=CH_2,$

$XOC(O)C(CH_3)=CH_2, XOC(O)NHCH_2CH_2OC(O)C(CH_3)=CH_2,$  or

$XOC(O)NHC(CH_3)_2C_6H_4C(CH_3)=CH_2;$

25

$R^4 = H$  or  $C_1 - C_4$  alkyl; and

$X = C_1 - C_4$  alkyl or  $C_2 - C_4$  alkenyl.

Preferred compounds of Formula I are those wherein

$R^1 = C(O)CH=CH_2$ ,  $C(O)C(CH_3)=CH_2$ , or  $C(O)NHCH_2CH_2OC(O)C(CH_3)=CH_2$ ;

$R^2 = H$  or  $C_1 - C_4$  alkyl;

$R^3 = H$ ,  $C_1 - C_4$  alkyl, F, Cl, Br, CN,  $NO_2$ ,  $COOR^4$ ;  $XOC(O)CH=CH_2$ ,

5  $XOC(O)C(CH_3)=CH_2$ , or  $XOC(O)NHCH_2CH_2OC(O)C(CH_3)=CH_2$ ;

$R^4 = C_1 - C_4$  alkyl; and

$X = C_1 - C_4$  alkyl.

Most preferred compounds of Formula I are those wherein

10  $R^1 = C(O)C(CH_3)=CH_2$  or  $C(O)NHCH_2CH_2OC(O)C(CH_3)=CH_2$ ;

$R^2 = H$ ;

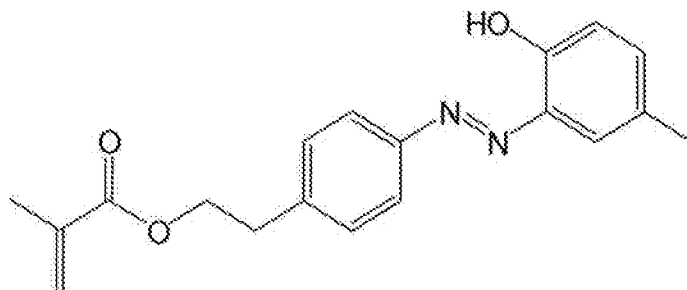
$R^3 = H$ ,  $C_1 - C_4$  alkyl, F, Cl, Br,  $XOC(O)C(CH_3)=CH_2$  or

$XOC(O)NHCH_2CH_2OC(O)C(CH_3)=CH_2$ ; and

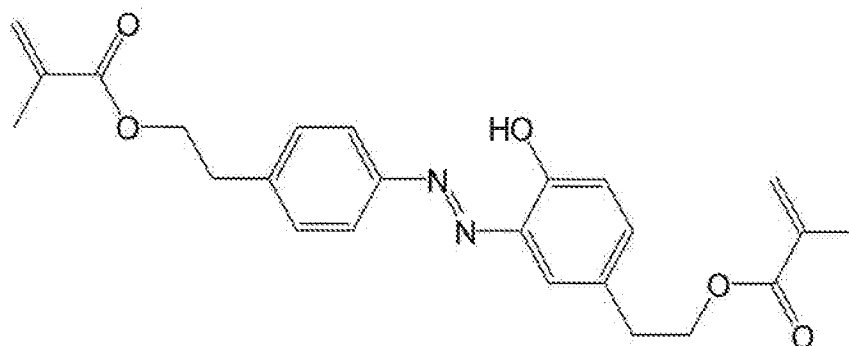
$X = C_1 - C_4$  alkyl.

15

Especially preferred compounds of Formula I are (*E*)-4-((2-hydroxy-5-methylphenyl)diazenyl)phenethyl methacrylate ("Compound A") and (*E*)-4-hydroxy-3-((4-(2-(methacryloyloxy)ethyl)phenyl)diazenyl)phenethyl methacrylate ("Compound B").



Compound A  
 Chemical Formula:  $C_{19}H_{20}N_2O_3$   
 Molecular Weight: 324.37



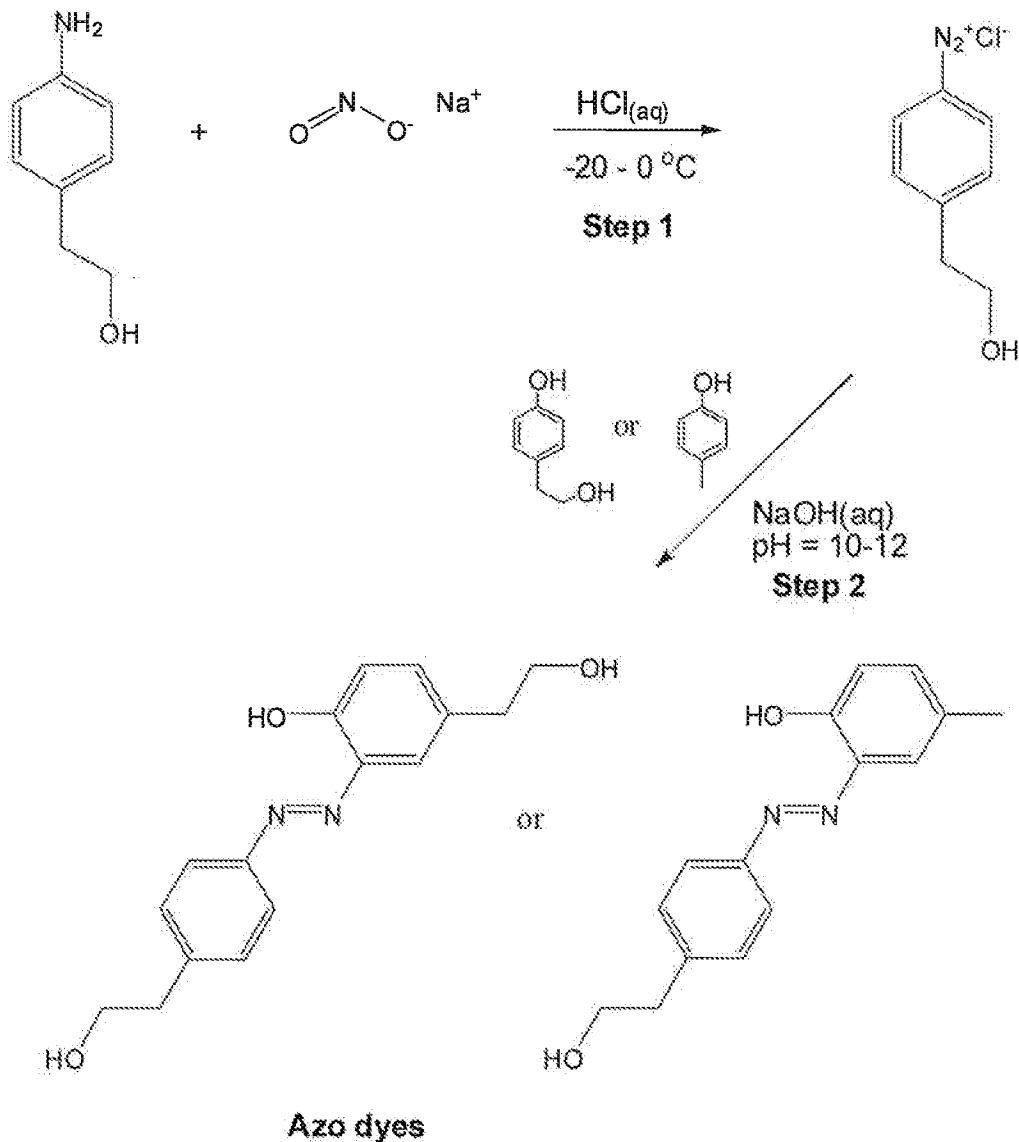
Compound B  
 Chemical Formula:  $C_{24}H_{26}N_2O_5$   
 Molecular Weight: 422.47

A representative synthesis of the azo compounds of Formula I is as follows. The compounds of Formula I are synthesized in 2 – 3 steps.

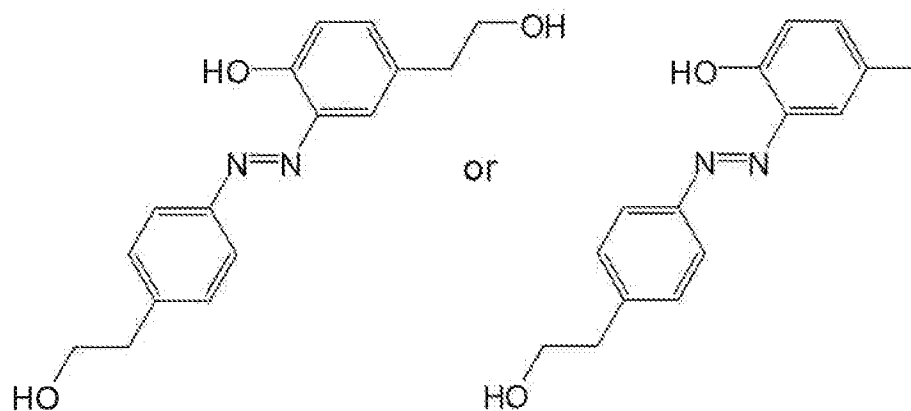
5

1. In steps 1 – 2, the diazonium salt of an aniline derivative is prepared and subsequently reacted with a desired phenol compound to form an azo dye.

10

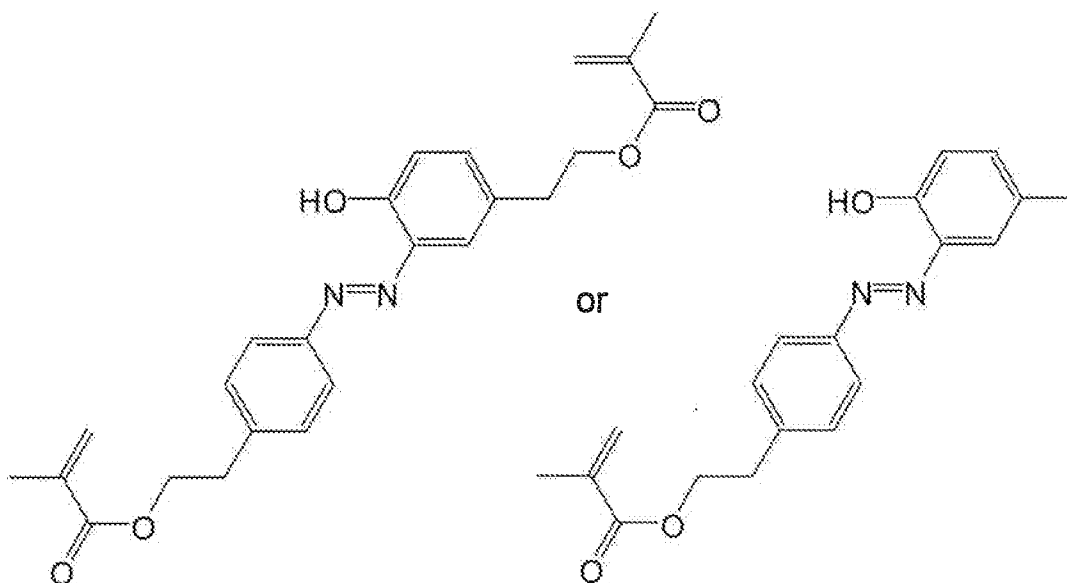
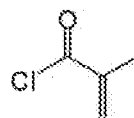


2. In step 3, the free primary alcohol groups of the azo dyes are esterified to form a polymerizable azo dye containing at least one (meth)acrylate group. The (meth)acrylate group can then form covalent bonds when reacted with vinyl monomers, co-monomers, macromers, crosslinking agents, and other components typically used in the manufacturing of IOLs.



### Azo dyes

Pyridine/  
THF or CH<sub>2</sub>Cl<sub>2</sub>  
-20 °C



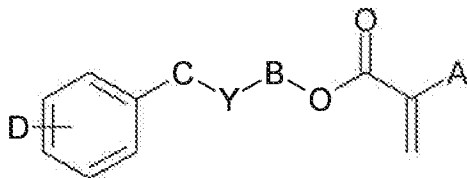
### Polymerizable Azo Dyes

The azo compounds of the present invention are suitable for use in ophthalmic device materials, particularly IOLs. IOL materials will generally contain from 0.005 to 0.2% (w/w) of a compound of Formula I. Preferably, IOL materials will contain from 0.01 to 0.1 % (w/w) of a compound of the present invention. Most preferably, IOL materials will contain from 0.01 to



0.05 % (w/w) of a compound of the present invention. Such device materials are prepared by copolymerizing the compounds of Formula I with other ingredients, such as device-forming materials, cross-linking agents. The IOL or other ophthalmic device materials containing the compounds of Formula I optionally contain UV absorbers and other visible light absorbers.

Many device-forming monomers are known in the art and include both acrylic and silicone-containing monomers among others. See, for example, U.S. Nos. 7,101,949; 7,067,602; 7,037,954; 6,872,793 6,852,793; 6,846,897; 6,806,337; 6,528,602; and 5,693,095. In the case of IOLs, any known IOL device material is suitable for use in the compositions of the present invention. Preferably, the ophthalmic device materials comprise an acrylic or methacrylic device-forming monomer. More preferably, the device-forming monomers comprise a monomer of formula II:



II

where in formula II:

A is H, CH<sub>3</sub>, CH<sub>2</sub>CH<sub>3</sub>, or CH<sub>2</sub>OH;

B is (CH<sub>2</sub>)<sub>m</sub> or [O(CH<sub>2</sub>)<sub>2</sub>]<sub>z</sub>;

C is (CH<sub>2</sub>)<sub>w</sub>;

m is 2 – 6;

z is 1 – 10;

Y is nothing, O, S, or NR', provided that if Y is O, S, or NR', then

B is (CH<sub>2</sub>)<sub>m</sub>;

R' is H, CH<sub>3</sub>, C<sub>n'</sub>H<sub>2n'+1</sub> (n'=1-10), iso-OC<sub>3</sub>H<sub>7</sub>, C<sub>6</sub>H<sub>5</sub>, or

CH<sub>2</sub>C<sub>6</sub>H<sub>5</sub>;

w is 0 – 6, provided that m + w ≤ 8; and

D is H, C<sub>1</sub> – C<sub>4</sub> alkyl, C<sub>1</sub> – C<sub>4</sub> alkoxy, C<sub>6</sub>H<sub>5</sub>, CH<sub>2</sub>C<sub>6</sub>H<sub>5</sub> or halogen.

Preferred monomers of formula II are those wherein A is H or CH<sub>3</sub>, B is (CH<sub>2</sub>)<sub>m</sub>, m is 2 - 5, Y is nothing or O, w is 0 - 1, and D is H. Most preferred are 2-phenylethyl methacrylate; 4-phenylbutyl methacrylate; 5-phenylpentyl methacrylate; 2-benzyloxyethyl methacrylate; and 3-benzyloxypropyl methacrylate; and their corresponding acrylates.

Monomers of formula II are known and can be made by known methods. For example, the conjugate alcohol of the desired monomer can be combined in a reaction vessel with methyl methacrylate, tetrabutyl titanate (catalyst), and a polymerization inhibitor such as 4-benzyloxy phenol. The vessel can then be heated to facilitate the reaction and distill off the reaction by-products to drive the reaction to completion. Alternative synthesis schemes involve adding methacrylic acid to the conjugate alcohol and catalyzing with a carbodiimide or mixing the conjugate alcohol with methacryloyl chloride and a base such as pyridine or triethylamine.

Device materials generally comprise a total of at least about 75%, preferably at least about 80%, of device-forming monomers.

In addition to an absorber of the present invention and a device-forming monomer, the device materials of the present invention generally comprise a cross-linking agent. The cross-linking agent used in the device materials of this invention may be any terminally ethylenically unsaturated compound having more than one unsaturated group. Suitable cross-linking agents include, for example: ethylene glycol dimethacrylate; diethylene glycol dimethacrylate; allyl methacrylate; 1,3-propanediol dimethacrylate; 2,3-propanediol dimethacrylate; 1,6-hexanediol dimethacrylate; 1,4-butanediol dimethacrylate; CH<sub>2</sub>=C(CH<sub>3</sub>)C(=O)O-(CH<sub>2</sub>CH<sub>2</sub>O)<sub>p</sub>-C(=O)C(CH<sub>3</sub>)=CH<sub>2</sub> where p = 1 - 50; and CH<sub>2</sub>=C(CH<sub>3</sub>)C(=O)O(CH<sub>2</sub>)<sub>t</sub>O-C(=O)C(CH<sub>3</sub>)=CH<sub>2</sub> where t = 3 - 20; and their corresponding acrylates. A preferred cross-linking monomer is CH<sub>2</sub>=C(CH<sub>3</sub>)C(=O)O-(CH<sub>2</sub>CH<sub>2</sub>O)<sub>p</sub>-C(=O)C(CH<sub>3</sub>)=CH<sub>2</sub> where p is such that the number-average molecular weight is about 400, about 600, or about 1000.

Generally, the total amount of the cross-linking component is at least 0.1% by weight and, depending on the identity and concentration of the remaining components and the desired physical properties, can range to about 20% by weight. The preferred concentration range for the cross-linking component is 1 – 5 % for small, hydrophobic compounds with molecular weights typically less than 500 Daltons, and 5 - 17% (w/w) for larger, hydrophilic compounds with molecular weights typically between 500 – 5000 Daltons.

Suitable polymerization initiators for device materials containing a compound of the present invention include thermal initiators and photoinitiators. Preferred thermal initiators include peroxy free-radical initiators, such as t-butyl (peroxy-2-ethyl)hexanoate and di-(tert-butylcyclohexyl) peroxydicarbonate (commercially available as Perkadox<sup>®</sup> 16 from Akzo Chemicals Inc., Chicago, Illinois). Preferred photoinitiators include phenylbis(2,4,6-trimethylbenzoyl)-phosphine oxide and diphenyl(2,4,6-trimethylbenzoyl)-phosphine oxide. Initiators are typically present in an amount of about 5% (w/w) or less. Because free-radical initiators do not become chemically a part of the polymers formed, the total amount of initiator is customarily not included when determining the amounts of other ingredients.

The device materials containing an azo compound of the present invention optionally also contain a UV absorber and/or other visible light absorber. Many reactive (copolymerizable) UV absorbers suitable for use in implantable ophthalmic lenses and devices are known. Preferred UV absorbers include those disclosed in commonly assigned, co-pending U.S. Published Patent Application No. 2010/0113641. UV absorbers are typically present in intraocular lens materials.

In addition to the azo compound of Formula I, a device-forming monomer, a cross-linking agent, and optionally a UV absorber or other visible

light absorber, the materials of the present invention may also contain other ingredients, including but not limited to agents to reduce tack or glistenings. Examples of agents to reduce tack are those disclosed in U.S. Publication Nos. 2009/0132039 A1 and 2009/0137745 A1. Examples of agents to reduce glistenings are those disclosed in U.S. Publication Nos. 2009/0093604 A1 and 2009/0088544 A1.

IOLs constructed of the materials of the present invention can be of any design capable of being rolled or folded into a small cross section that can fit through a relatively smaller incision. For example, the IOLs can be of what is known as a one piece or multipiece design, and comprise optic and haptic components. The optic is that portion which serves as the lens. The haptics are attached to the optic and hold the optic in its proper place in the eye. The optic and haptic(s) can be of the same or different material. A multipiece lens is so called because the optic and the haptic(s) are made separately and then the haptics are attached to the optic. In a single piece lens, the optic and the haptics are formed out of one piece of material. Depending on the material, the haptics are then cut, or lathed, out of the material to produce the IOL.

In addition to IOLs, the materials of the present invention are also suitable for use in other ophthalmic devices, such as contact lenses, keratoprostheses, and corneal inlays or rings.

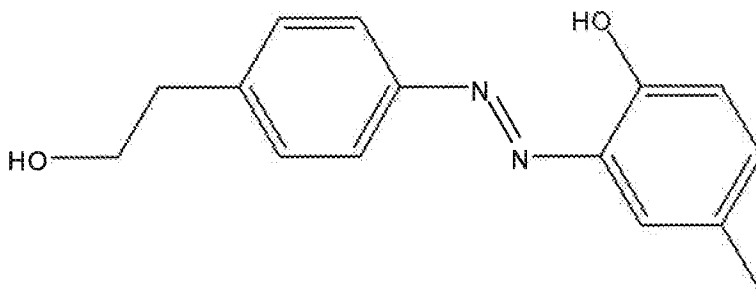
The invention will be further illustrated by the following examples, which are intended to be illustrative, but not limiting.

#### EXAMPLE 1

**Synthesis of 2-((4-(2-hydroxyethyl)phenyl)-diazenyl)-4-methylphenol.** In a 500 ml round bottom flask equipped with a magnetic stirrer was added 10.26 g (74.82 mmol) 4-aminophenethyl alcohol (98%, Aldrich), 31 ml conc. HCl(aq) (J.T. Baker), deionized water (100 ml), and absolute ethanol (100 ml).

The reaction mixture was cooled to 0 °C and 5.456 g (79.07 mmol) sodium nitrite in 30 ml water was added dropwise over 30 minutes. The reaction mixture was stirred at 0 °C for an additional 40 minutes. 300 mg sulfamic acid (Aldrich) was added to destroy excess nitrite and the mixture was stirred for an additional 20 minutes. *p*-Cresol (24.4 g, 226 mmol) (Alfa Aesar) was dissolved in 200 ml deionized water and 200 ml ethanol. A solution of 21.45 g (536.3 mmol) NaOH in 100 ml water was prepared and approximately on half was added to the *p*-cresol solution. The *p*-cresol containing mixture was cooled to 0 °C. The diazonium mixture and remaining NaOH solution were added simultaneously to the *p*-cresol mixture over 60 minutes. The reaction mixture was stirred for 20 hours at room temperature and then poured into 3.5 L deionized water and acidified to pH 4-5 with 1 N HCl. The solid was filtered and rinsed with ample amounts of water. The solid was dried under high vacuum until constant weight to afford 14.1 g (73 %) of a dark yellow product.

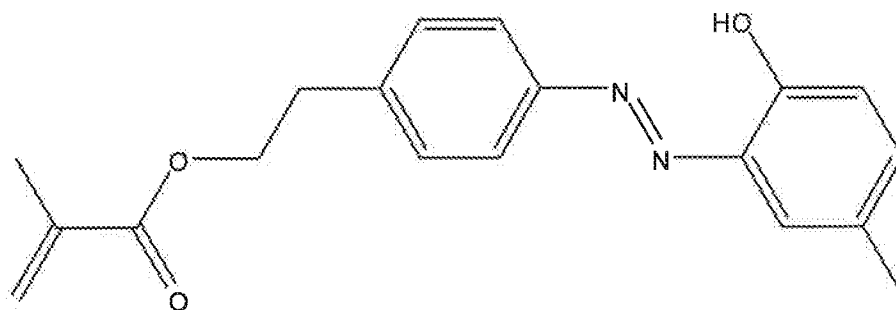
<sup>1</sup>H NMR (DMF-D<sub>7</sub>) delta: 11.88 (s, 1H, Ar-OH), 8.13 (d, 2H, Ar-H), 7.87 (s, 1H, Ar-H), 7.69 (d, 2H, Ar-H), 7.47 (d, 1H, Ar-H), 7.16 (d, 1H, Ar-H), 4.93 (s, 1H, alkyl-OH), 3.98 (m, 2H, Ar-CH<sub>2</sub>CH<sub>2</sub>), 3.09 (m, 2H, Ar-CH<sub>2</sub>CH<sub>2</sub>), 2.54 (s, 3H, Ar-CH<sub>3</sub>).



## EXAMPLE 2

**Synthesis of 4-((2-hydroxy-5-methylphenyl)diazenyl)phenethyl methacrylate.** In a 250 ml 3-neck round bottom flask equipped with a magnetic stirrer and gas inlet was dissolved 8.21 g (32.0 mmol) 2-((4-(2-hydroxyethyl)phenyl)diazenyl)-4-methylphenol in 200 ml anhydrous THF. ~50 mg 4-Methoxyphenol (50 mg, Aldrich) was added followed by 20.1 g (254

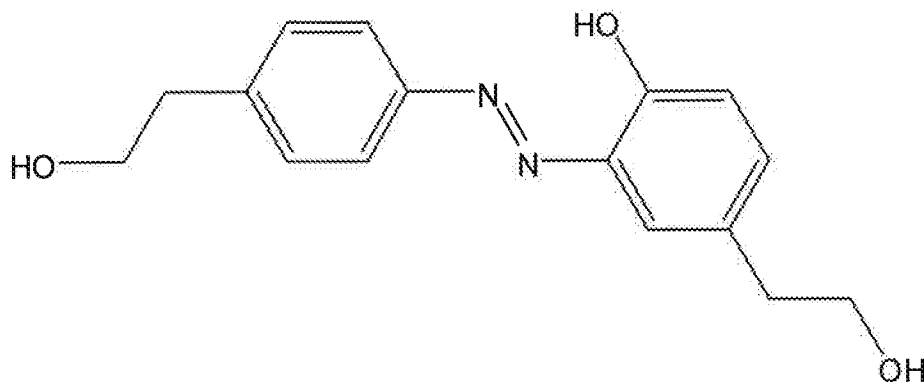
mmol) anhydrous pyridine. The reaction mixture was cooled to  $-20\text{ }^{\circ}\text{C}$  and 4.75 g (45.4 mmol) methacryloyl chloride was added dropwise. The reaction mixture was stirred for 1 hour at  $-20\text{ }^{\circ}\text{C}$  and 20 hours at ambient temperature. The solid was filtered and 200 ml diethyl ether was added to the filtrate. Ethyl acetate (100 ml) was also added to aid in the separation. The organic layer was washed with 0.5 N HCl, and then dried over magnesium sulfate and then filtered. The solvent was removed under reduced pressure and the crude product was recrystallized in ethanol to give an orange solid which was rinsed with cold ethanol and dried overnight under high vacuum at room temperature to afford 3.1 g (30%).  $^1\text{H}$  NMR ( $\text{CDCl}_3$ )  $\delta$ : 12.67 (s, 1H, Ar-OH), 7.82 (d, 2H, Ar-H), 7.73 (s, 1H, Ar-H), 7.38 (d, 2H, Ar-H), 7.15 (d, 1H, Ar-H), 6.93 (d, 1H, Ar-H), 6.08 (s, 1H, vinyl-H), 5.56 (s, 1H, vinyl-H), 4.41 (m, 2H,  $\text{CH}_2\text{OCO}$ ), 3.07 (m, 2H, Ar- $\text{CH}_2$ ), 2.38 (s, 3H, Ar- $\text{CH}_3$ ), 1.93 (s, 3H,  $\text{C}=\text{C}-\text{CH}_3$ ).



### EXAMPLE 3

**Synthesis of 4-(2-hydroxyethyl)-2-((4-(2-hydroxyethyl)phenyl)diazenyl)phenol.** In a 500 ml round bottom flask equipped with a magnetic stirrer was added 9.98 g (72.8 mmol) 4-aminophenethyl alcohol (98%, Aldrich), 31 ml conc. HCl(aq) (J.T. Baker), deionized water (150 ml), and absolute ethanol (150 ml). The reaction mixture was cooled to  $0\text{ }^{\circ}\text{C}$  and 5.31 g (77.0 mmol) sodium nitrite in 30 ml water was added dropwise over 15 minutes. The reaction mixture was stirred at  $0\text{ }^{\circ}\text{C}$  for an additional 40 minutes. 300 mg sulfamic acid (Aldrich) was added to destroy excess nitrite and the mixture

was stirred for an additional 10 minutes. In a 2 L round bottom flask equipped with magnetic stirrer and addition funnel was added 4-(2-Hydroxyethyl)phenol (30.6 g, 222 mmol) (TCI America), 200 ml deionized water, and 200 ml ethanol. A solution of 21.7 g (543 mmol) NaOH in 100 ml water was prepared and approximately one fourth was added to the 4-(2-hydroxyethyl)phenol solution and the mixture was cooled to 0 °C. The diazonium mixture and remaining NaOH solution were added simultaneously to the 4-(2-hydroxyethyl)phenol mixture over 60 minutes. The reaction mixture was stirred for 2 hours at 0 °C followed by 4 hours room temperature and then poured into 3.5 L deionized water and acidified to pH 4-5 with 1 N HCl. The solid was filtered and rinsed with ample amounts of water. The solid was dried under high vacuum until constant weight to afford 8 g (38 %) of a solid. <sup>1</sup>H NMR (DMF-D<sub>7</sub>) delta: 11.78 (s, 1H, Ar-OH), 7.97 (d, 2H, Ar-H), 7.79 (s, 1H, Ar-H), 7.52 (d, 2H, Ar-H), 7.38 (d, 1H, Ar-H), 7.02 (d, 1H, Ar-H), 4.75 (s, 1H, alkyl-OH), 4.71 (s, 1H, alkyl-OH), 3.82 (bm, 4H, 2 Ar-CH<sub>2</sub>CH<sub>2</sub>OH), 2.93 (bm, 4H, 2 Ar-CH<sub>2</sub>CH<sub>2</sub>OH).



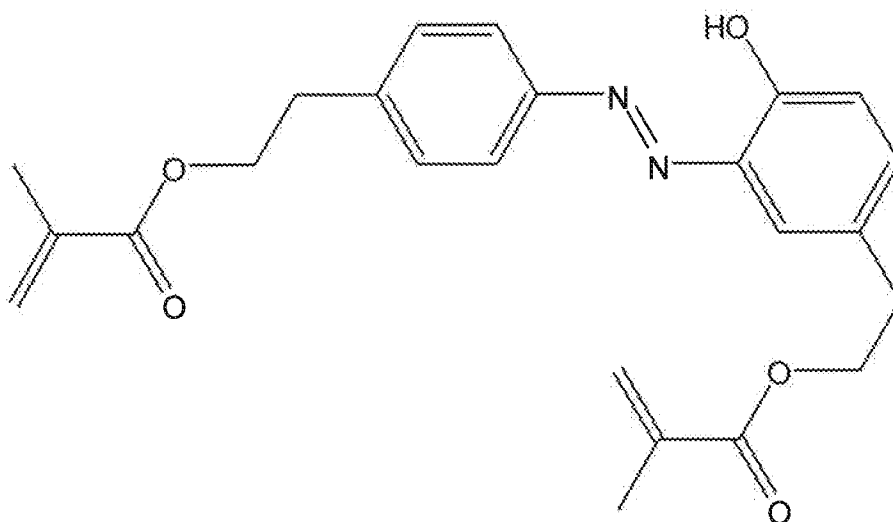
20

#### EXAMPLE 4

**Synthesis of 4-hydroxy-3-((4-(2-(methacryloyloxy)ethyl)phenyl)diazenyl)phenethyl methacrylate.** In a 250 ml 3-neck round bottom flask equipped with a magnetic stirrer and gas inlet was dissolved 4.97 g (17.4 mmol) 4-(2-hydroxyethyl)-2-((4-(2-hydroxyethyl)phenyl)diazenyl)phenol in 200 ml anhydrous THF. 4-Methoxyphenol (50 mg, Aldrich) was added followed by 94

25

g (1.2 mol) anhydrous pyridine. The reaction mixture was cooled to  $-20\text{ }^{\circ}\text{C}$  and 4.10 g (39.2 mmol) methacryloyl chloride was added dropwise. The reaction mixture was stirred for 1 hour at  $-20\text{ }^{\circ}\text{C}$  and 20 hours at ambient temperature. The solid was filtered and 200 ml diethyl ether was added to the filtrate. Ethyl acetate (100 ml) was also added to aid in the separation. The organic layer was washed with 0.5 N HCl, dried over magnesium sulfate, and then filtered. The solvent was removed under reduced pressure and the crude product was recrystallized in ethanol to give an orange solid which was rinsed with cold ethanol and dried overnight under high vacuum at room temperature to afford 2.0 g (40%).  $^1\text{H NMR}$  ( $\text{CD}_2\text{Cl}_2$ )  $\delta$ : 12.67 (s, 1H, Ar-OH), 7.86 – 7.88 (m, 3H, Ar-H), 7.47 (m, 2H, Ar-H), 7.30 (m, 1H, Ar-H), 7.00 (m, 1H, Ar-H), 6.11 (s, 2H, vinyl-H), 5.59 (s, 2H, vinyl-H), 4.40 – 4.45 (m, 4H, 2  $\text{O}=\text{COCH}_2$ ), 3.05 – 3.13 (m, 4H, 2  $\text{Ar}-\text{CH}_2\text{CH}_2\text{OC}=\text{O}$ ), 1.96 (bs, 6H, 2  $\text{O}=\text{C}(\text{CH}_3)=\text{CH}_2$ ).



### EXAMPLE 5

Transmittance curves for Compound A at 0.01 – 0.5 % and Compound B at 0.005 – 0.1 % were generated by UV/Vis spectroscopy. Briefly, the tested compound (A or B) was dissolved in chloroform at the indicated concentration and evaluated in a PerkinElmer Lambda 35 UV/Vis spectrometer. The results are shown in Figures 1 through 4. These results show that Compounds A



and B are effective dyes for the absorption of UV light between 300 – 400 nm and violet light between approximately 400 – 450 nm.

### EXAMPLE 6

The molar absorptivities of Compound A and Compound B were measured to determine effectiveness in light absorption at lambda max values. The UV/Vis absorption curves and molar absorptivity values are shown in Figure 2 and Figure 4 and in Table 1 below.

Table 1  
Molar absorptivity values of Compound A and Compound B

Compound	Wavelength	$\epsilon$ (L·mol <sup>-1</sup> ·cm <sup>-1</sup> )
A	Lambda Max 1 = 332 nm	23,200
A	Lambda Max 2 = 396 nm	10,300
B	Lambda Max 1 = 331 nm	20,600
B	Lambda Max 2 = 391 nm	10,300

### EXAMPLE 7

#### Acrylic IOL Formulations

Compounds of Formula I may be formulated in IOL materials as shown in Tables 2 – 5 below. All components are vortex mixed in a 30 ml glass vial, degassed with nitrogen, and then syringe filtered using a 0.2 micron Teflon filter into polypropylene molds. Samples are thermally cured at 70 °C for 1 hour and 110 °C for 2 hours or photo cured at ambient temperature for 30 minutes using a Philips TL 20W/03 T lamp at ambient temperature and then extracted in acetone at 50 °C for 6 hours with fresh solvent replacement every 90 minutes.

TABLE 2

Component	EXAMPLE			
	(% w/w)			
	7A	7B	7C	7D
Compound A	0.0208	0.020	0.020	0.024
UV-1	1.48	1.49	1.50	1.52
PEA	73.1	73.9	0	73.6
PEMA	20.9	20.0	0	19.3
BzA	0	0	94.0	0
Secondary alcohol ethoxylate, methacrylic acid ester	3.00	3.03	3.00	3.00
BDDA	1.53	1.49	1.50	1.53
PSMA	0	0	0	1.00
Perkadox 16S	0	0.99	1.0	1.01
AIBN	0.50	0	0	0

UV-1 = 2-hydroxy-5-methoxy-3-(5-(trifluoromethyl)-2H-benzo[d][1,2,3]-triazol-2-yl)benzyl methacrylate

PEA = 2-phenylethyl acrylate

PEMA = 2-phenylethyl methacrylate

BzA = benzyl acrylate

BDDA = 1,4-butanediol diacrylate

Secondary alcohol ethoxylate, methacrylic acid ester = methacrylic acid ester of Tergitol™ NP-70 surfactant (Dow/Union Carbide)

AIBN = 2,2'-Azobis(2-methylpropionitrile)

Perkadox 16S = di-(4-tert-butylcyclohexyl) peroxydicarbonate (AkzoNobel)

PSMA = polystyrene, methacrylate terminated (Aldrich,  $M_n$  ~12,000). solution (33 wt. % in cyclohexane) filtered and precipitated.

TABLE 3

Component	EXAMPLE		
	(% w/w)		
	7D	7E	7F
Compound A	0.030	0.0202	0.025
UV-1	1.51	1.46	1.50
PEA	73.1	0	73.6
PEMA	20.9	0	19.3
BzA	0	94.1	0
polyPEGMA	3.00	3.00	3.01
BDDA	1.53	1.45	1.53
PSMA	0	0	1.00
Perkadox 16S	0	1.04	0.99
AIBN	0.50	0	0

5 PolyPEGMA = Macromonomer of poly(ethylene glycol) monomethyl ether methacrylate (MW = 550), Mn (SEC): 4100 Daltons, Mn (NMR): 3200 Daltons, PDI = 1.50.

10

TABLE 4

Component	EXAMPLE			
	(% w/w)			
	7G	7H	7I	7J
Compound A	0.02	0.02	0.02	0.02
UV-1	1.12	1.12	1.12	1.12
PEA	0	74.1	73.3	74.3
PEMA	0	19.9	20.0	20.0
BzA	94.3	0	0	0
polyPEGMA	0	0	0	3.00
polyPEGMA2	3.02	3.25	3.06	0
BDDA	1.53	1.54	1.50	1.52
PSMA	0	0	1.00	0
Perkadox 16S	0	0	1.25	0
AIBN	0.50	0.50	0	0.50

15 PolyPEGMA2 = Macromonomer of poly(ethylene glycol) monomethyl ether methacrylate (MW = 475), Mn (SEC): 11,000 Daltons, PDI = 1.2.

TABLE 5

Component	EXAMPLE		
	(% w/w)		
	7K	7L	7M
Compound B	0	0.030	0.029
UV-2	1.83	1.81	1.81
PEA	79.7	79.7	79.7
HEMA	15.2	15.2	15.2
BDDA	3.26	3.25	3.26
Irgacure 819	0	0.30	0
AIBN	0.50	0	0.51

UV-2 = 3-(2H-benzo[d][1,2,3]triazol-2-yl)-2-hydroxy-5-methoxybenzyl methacrylate

HEMA = 2-hydroxyethyl methacrylate

Irgacure 819 = phenylbis(2,4,6-trimethylbenzoyl)-phosphine oxide.

#### EXAMPLE 8

##### Photostability

Samples of Formulation 7J (containing Compound A) were subject to UV radiation from 300 to 800 nm using an Atlas Suntest CPS+ test chamber (Atlas Electric Devices Company, Chicago, Illinois) utilizing a xenon arc lamp with light intensity of approximately 8 – 10 mW/cm<sup>2</sup> at the height of the test sample. The temperature of the PBS medium was 35 °C. UV/Vis spectra from 0.9 mm thick sample sections were collected using a PerkinElmer Lambda 35 UV/Vis spectrometer. No photo decomposition was observed as indicated by overlapping of spectra before and after irradiation.

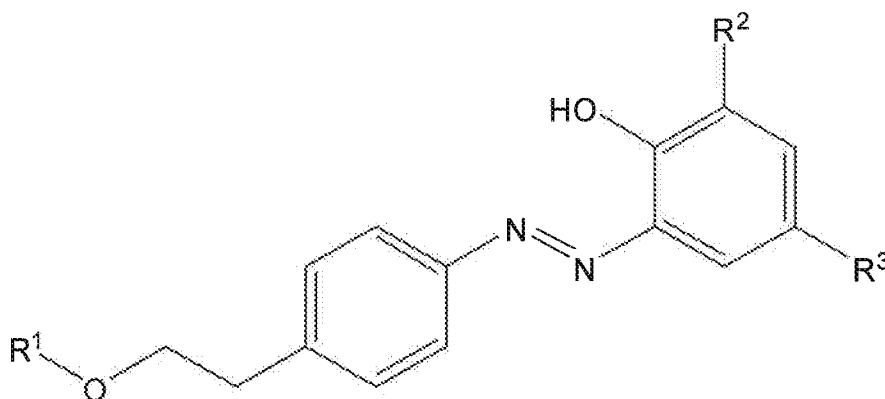
Samples of Formulation 7L (containing Compound B) were polymerized using blue light radiation from 400 to 450 nm using a Philips TL 20W/03 T lamp with light intensity of approximately 1 -2 mW/cm<sup>2</sup> at the height of the test sample. Samples were polymerized for 30 minutes, 90 minutes, and 18.5 hours at ambient temperature without additional external heat sources. The UV/Vis spectra of Formulation 7L was compared to that of 7M

which was thermally cured using AIBN. Minimal to no photobleaching of Formulation 7L was observed. The results are shown in Figure 5.

5 This invention has been described by reference to certain preferred  
embodiments; however, it should be understood that it may be embodied in  
other specific forms or variations thereof without departing from its special or  
essential characteristics. The embodiments described above are therefore  
considered to be illustrative in all respects and not restrictive, the scope of the  
invention being indicated by the appended claims rather than by the foregoing  
10 description.

I claim:

1. An azo compound of the formula



wherein

$R^1 = \text{C}(\text{O})\text{CH}=\text{CH}_2$ ,  $\text{C}(\text{O})\text{C}(\text{CH}_3)=\text{CH}_2$ ,  $\text{C}(\text{O})\text{NHCH}_2\text{CH}_2\text{OC}(\text{O})\text{C}(\text{CH}_3)=\text{CH}_2$ , or  $\text{C}(\text{O})\text{NHC}(\text{CH}_3)_2\text{C}_6\text{H}_4\text{C}(\text{CH}_3)=\text{CH}_2$ ;

10  $R^2 = \text{H}$ ,  $\text{C}_1 - \text{C}_4$  alkyl, or  $\text{C}_1 - \text{C}_4$  alkoxy;

$R^3 = \text{H}$ ,  $\text{C}_1 - \text{C}_4$  alkyl, F, Cl, Br, CN,  $\text{NO}_2$ ,  $\text{COOR}^4$ ;  $\text{XOC}(\text{O})\text{CH}=\text{CH}_2$ ,  $\text{XOC}(\text{O})\text{C}(\text{CH}_3)=\text{CH}_2$ ,  $\text{XOC}(\text{O})\text{NHCH}_2\text{CH}_2\text{OC}(\text{O})\text{C}(\text{CH}_3)=\text{CH}_2$ , or  $\text{XOC}(\text{O})\text{NHC}(\text{CH}_3)_2\text{C}_6\text{H}_4\text{C}(\text{CH}_3)=\text{CH}_2$ ;

$R^4 = \text{H}$  or  $\text{C}_1 - \text{C}_4$  alkyl; and

15  $X = \text{C}_1 - \text{C}_4$  alkyl or  $\text{C}_2 - \text{C}_4$  alkenyl.

2. An azo compound of Claim 1 wherein

$R^1 = \text{C}(\text{O})\text{CH}=\text{CH}_2$ ,  $\text{C}(\text{O})\text{C}(\text{CH}_3)=\text{CH}_2$ ,  $\text{C}(\text{O})\text{NHCH}_2\text{CH}_2\text{OC}(\text{O})\text{C}(\text{CH}_3)=\text{CH}_2$ ;

$R^2 = \text{H}$  or  $\text{C}_1 - \text{C}_4$  alkyl;

20  $R^3 = \text{H}$ ,  $\text{C}_1 - \text{C}_4$  alkyl, F, Cl, Br, CN,  $\text{NO}_2$ ,  $\text{COOR}^4$ ;  $\text{XOC}(\text{O})\text{CH}=\text{CH}_2$ ,

$\text{XOC}(\text{O})\text{C}(\text{CH}_3)=\text{CH}_2$ , or  $\text{XOC}(\text{O})\text{NHCH}_2\text{CH}_2\text{OC}(\text{O})\text{C}(\text{CH}_3)=\text{CH}_2$ ;

$R^4 = \text{C}_1 - \text{C}_4$  alkyl; and

$X = \text{C}_1 - \text{C}_4$  alkyl.

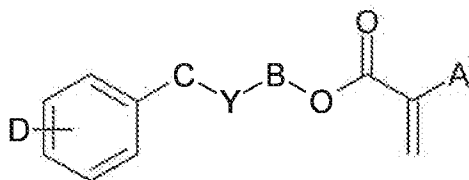
25 3. An azo compound of Claim 2 wherein

$R^1 = \text{C}(\text{O})\text{C}(\text{CH}_3)=\text{CH}_2$  or  $\text{C}(\text{O})\text{NHCH}_2\text{CH}_2\text{OC}(\text{O})\text{C}(\text{CH}_3)=\text{CH}_2$ ;

$R^2 = \text{H}$ ;

$R^3 = H, C_1 - C_4$  alkyl, F, Cl, Br,  $XOC(O)C(CH_3)=CH_2$  or  
 $XOC(O)NHCH_2CH_2OC(O)C(CH_3)=CH_2$ ; and  
 $X = C_1 - C_4$  alkyl.

- 5 4. An azo compound of Claim 2 wherein the compound is selected from the group consisting of (*E*)-4-((2-hydroxy-5-methylphenyl)diazenyl)phenethyl methacrylate and (*E*)-4-hydroxy-3-((4-(2-(methacryloyloxy)ethyl)phenyl)diazenyl)phenethyl methacrylate.
- 10 5. An ophthalmic device material comprising an azo compound of Claim 1 and a device-forming monomer selected from the group consisting of acrylic monomers and silicone-containing monomers.
6. An ophthalmic device material of Claim 5 wherein the ophthalmic  
 15 device material comprises from 0.005 to 0.2 % (w/w) of an azo compound of Claim 1.
7. An ophthalmic device material of Claim 6 wherein the ophthalmic  
 20 device material comprises from 0.01 to 0.1 % (w/w) of an azo compound of Claim 1.
8. An ophthalmic device material of Claim 7 wherein the ophthalmic  
 device material comprises from 0.01 to 0.05 % (w/w) of an azo compound of Claim 1.
- 25 9. An ophthalmic device material of Claim 5 wherein the ophthalmic device material comprises a device-forming monomer of formula [II]:



[II]

where in formula [II]:

A is H, CH<sub>3</sub>, CH<sub>2</sub>CH<sub>3</sub>, or CH<sub>2</sub>OH;

B is (CH<sub>2</sub>)<sub>m</sub> or [O(CH<sub>2</sub>)<sub>2</sub>]<sub>z</sub>;

5 C is (CH<sub>2</sub>)<sub>w</sub>;

m is 2 – 6;

z is 1 – 10;

Y is nothing, O, S, or NR', provided that if Y is O, S, or NR', then

B is (CH<sub>2</sub>)<sub>m</sub>;

10 R' is H, CH<sub>3</sub>, C<sub>n'</sub>H<sub>2n'+1</sub> (n'=1-10), iso-OC<sub>3</sub>H<sub>7</sub>, C<sub>6</sub>H<sub>5</sub>, or

CH<sub>2</sub>C<sub>6</sub>H<sub>5</sub>;

w is 0 – 6, provided that m + w ≤ 8; and

D is H, C<sub>1</sub> – C<sub>4</sub> alkyl, C<sub>1</sub> – C<sub>4</sub> alkoxy, C<sub>6</sub>H<sub>5</sub>, CH<sub>2</sub>C<sub>6</sub>H<sub>5</sub> or halogen.

15 10. An ophthalmic device material of Claim 9 wherein in formula [III]:

A is H or CH<sub>3</sub>;

B is (CH<sub>2</sub>)<sub>m</sub>;

m is 2 – 5;

Y is nothing or O;

20 w is 0 – 1; and

D is H.

11. An ophthalmic device material of Claim 9 wherein the ophthalmic device material comprises a monomer selected from the group consisting of:  
 25 2-phenylethyl methacrylate; 4-phenylbutyl methacrylate; 5-phenylpentyl methacrylate; 2-benzyloxyethyl methacrylate; and 3-benzyloxypropyl methacrylate; and their corresponding acrylates.

12. An ophthalmic device material of Claim 5 wherein the ophthalmic device material comprises a cross-linking agent.  
 30



13. An ophthalmic device material of Claim 5 wherein the ophthalmic device material comprises a reactive UV absorbing compound.
14. An intraocular lens comprising an azo compound of Claim 1.
15. An intraocular lens comprising an azo compound of Claim 2.
16. An intraocular lens comprising an azo compound of Claim 3.
17. An intraocular lens comprising an azo compound of Claim 4.
17. An ophthalmic device comprising the ophthalmic device material of Claim 5.
18. The ophthalmic device of Claim 17 wherein the ophthalmic device is selected from the group consisting of an intraocular lens; a contact lens; a keratoprosthesis; and a corneal inlay or ring.

Fig. 1

UV/Vis Spectra of Compound A in CHCl<sub>3</sub> (1 mm Path)

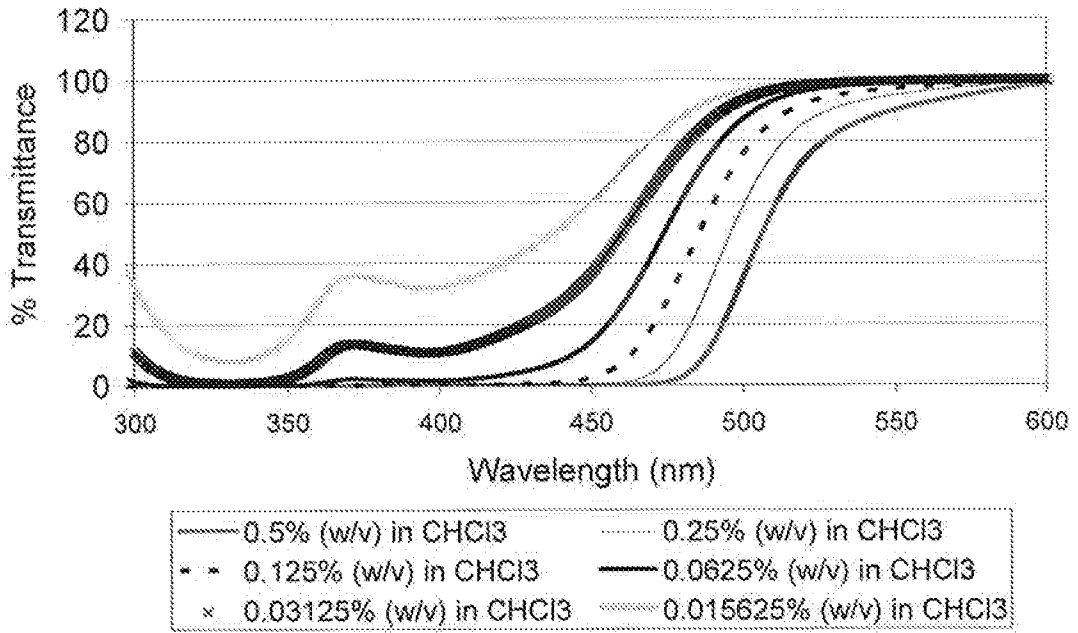


Fig. 2

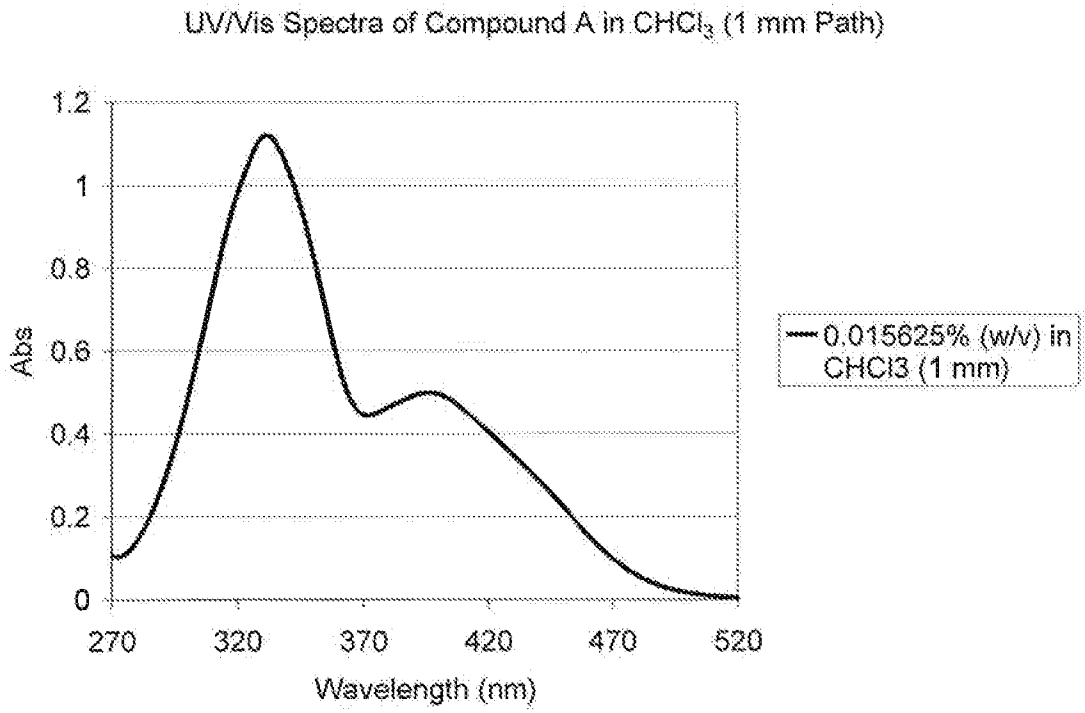


Fig. 3

UV/Vis Spectra of Compound B in CHCl<sub>3</sub>, 1 mm Path Length

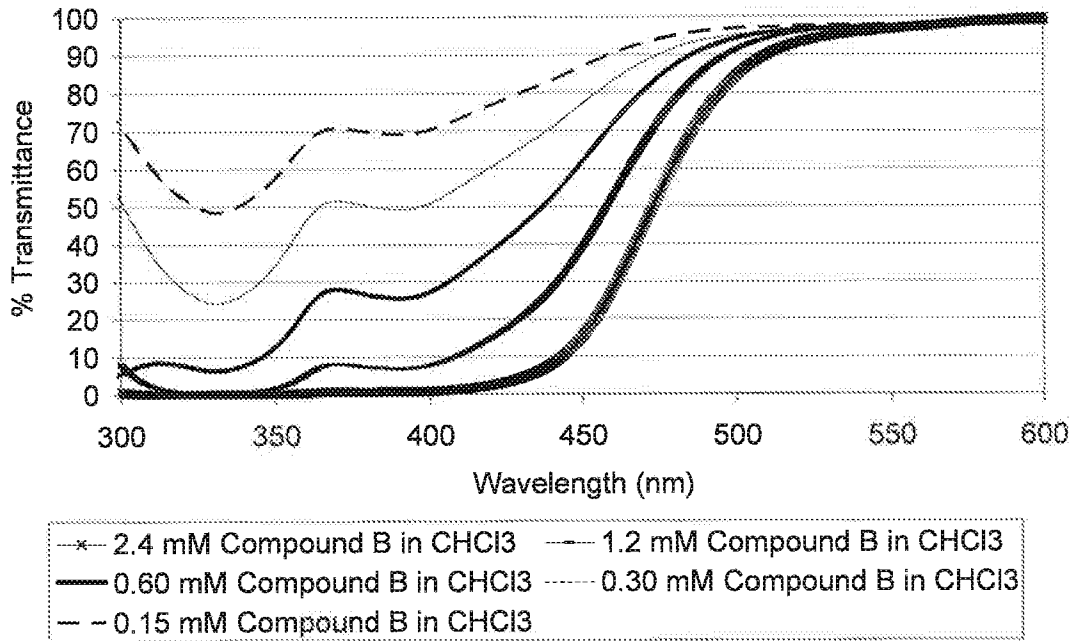


Fig. 4

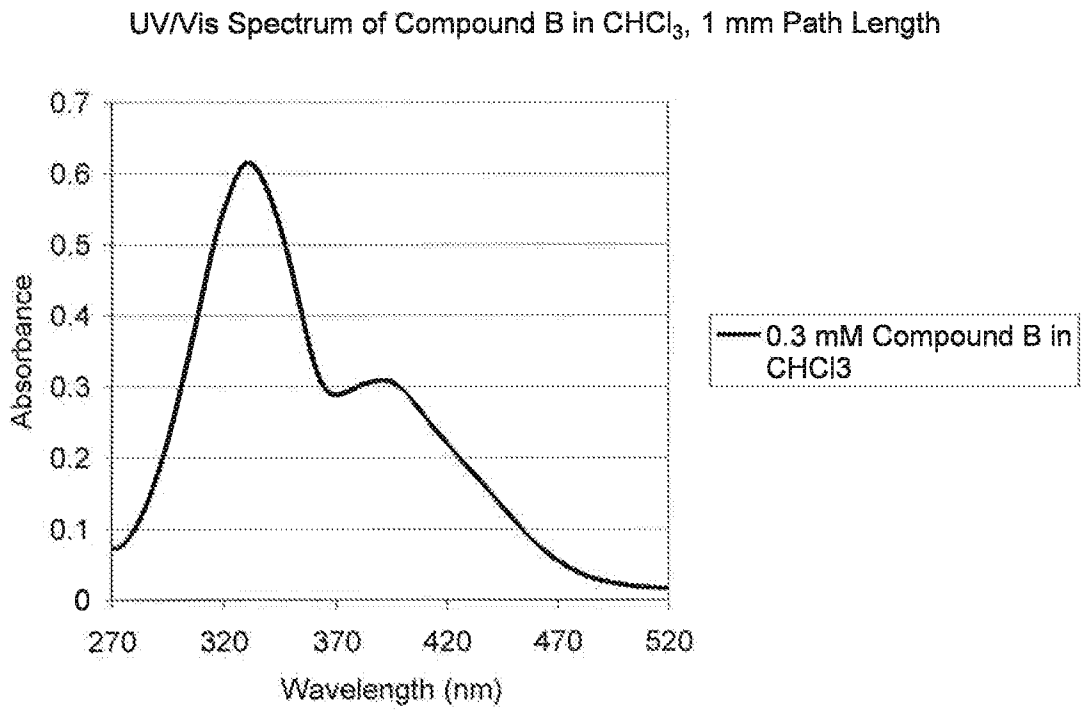
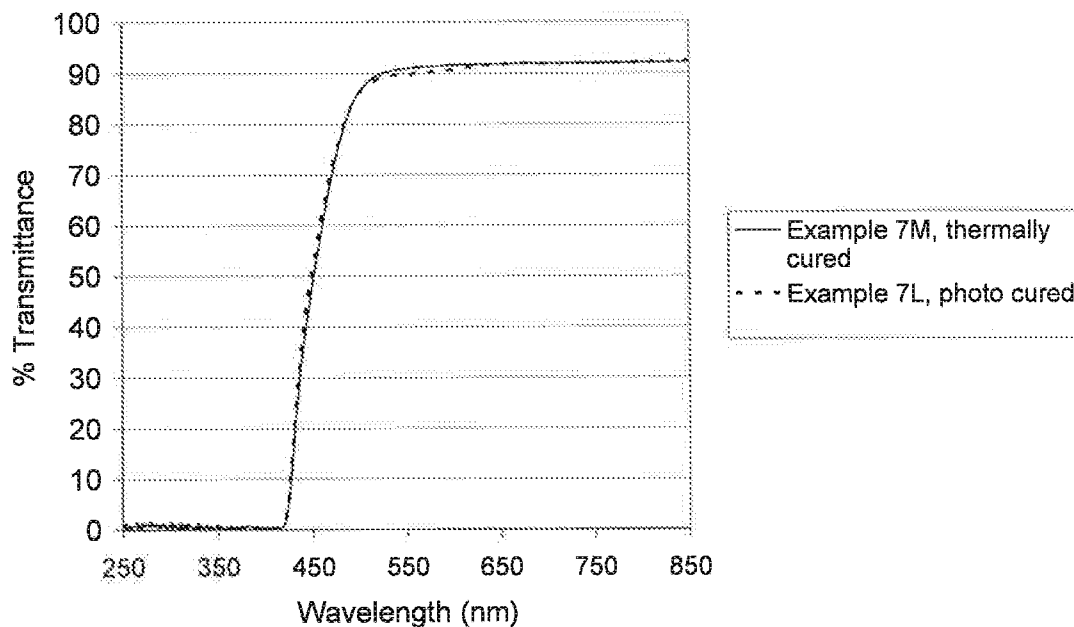


Fig. 5

UV/Vis Spectra of Formulations 7L and 7M, 0.9 mm Thick Films



## INTERNATIONAL SEARCH REPORT

International application No  
PCT/US2011/021525

A. CLASSIFICATION OF SUBJECT MATTER INV. C09B29/12 C09B69/10 G02B1/04 ADD.		
According to International Patent Classification (IPC) or to both national classification and IPC		
B. FIELDS SEARCHED		
Minimum documentation searched (classification system followed by classification symbols) C09B		
Documentation searched other than minimum documentation to the extent that such documents are included in the fields searched		
Electronic data base consulted during the international search (name of data base and, where practical, search terms used) EPO-Internal, CHEM ABS Data		
C. DOCUMENTS CONSIDERED TO BE RELEVANT		
Category*	Citation of document, with indication, where appropriate, of the relevant passages	Relevant to claim No.
A	US 2005/054797 A1 (LAI YU-CHIN [US]) 10 March 2005 (2005-03-10) compounds 2,3	1-19
A	----- JP 2 232056 A (MENICON CO LTD) 14 September 1990 (1990-09-14) compound II	1-19
A	----- N.A.DAVIDENKO ET AL.: "Effect of the Interaction of Azobenzene Groups in Polymeric Composites on their electrooptical Characteristics", THEORET.EXPERIM.CHEM., vol. 45, no. 6, 2009, pages 349-354, XP002635008, the PS polymer; the paragr. bridging pages 349/350 -----	1
<input type="checkbox"/> Further documents are listed in the continuation of Box C. <input checked="" type="checkbox"/> See patent family annex.		
* Special categories of cited documents :		
"A" document defining the general state of the art which is not considered to be of particular relevance	"T" later document published after the international filing date or priority date and not in conflict with the application but cited to understand the principle or theory underlying the invention	
"E" earlier document but published on or after the international filing date	"X" document of particular relevance; the claimed invention cannot be considered novel or cannot be considered to involve an inventive step when the document is taken alone	
"L" document which may throw doubts on priority claim(s) or which is cited to establish the publication date of another citation or other special reason (as specified)	"Y" document of particular relevance; the claimed invention cannot be considered to involve an inventive step when the document is combined with one or more other such documents, such combination being obvious to a person skilled in the art.	
"O" document referring to an oral disclosure, use, exhibition or other means	"&" document member of the same patent family	
"P" document published prior to the international filing date but later than the priority date claimed		
Date of the actual completion of the international search  5 May 2011	Date of mailing of the international search report  26/05/2011	
Name and mailing address of the ISA/ European Patent Office, P.B. 5818 Patentlaan 2 NL - 2280 HV Rijswijk Tel. (+31-70) 340-2040, Fax: (+31-70) 340-3016	Authorized officer  Friebel, Friedrich	

# INTERNATIONAL SEARCH REPORT

Information on patent family members

International application No

PCT/US2011/021525

Patent document cited in search report	Publication date	Patent family member(s)	Publication date
US 2005054797	A1	10-03-2005	
		AU 2004272525 A1	24-03-2005
		CA 2536437 A1	24-03-2005
		CN 1849375 A	18-10-2006
		EP 1664205 A1	07-06-2006
		JP 2007505170 T	08-03-2007
		KR 20060076767 A	04-07-2006
		US 2006241263 A1	26-10-2006
		US 2006241264 A1	26-10-2006
		WO 2005026266 A1	24-03-2005
-----			
JP 2232056	A	14-09-1990	
		JP 2753067 B2	18-05-1998
-----			