United States Patent [19]

Seelig

[11] **Des. 259,976**

[45] ** **Jul. 28, 1981**

[54] **TOOTHBRUSH**

[75] Inventor: **Barry G. Seelig**, Tuxedo Park, N.Y.

[73] Assignee: **Colgate-Palmolive Company**, New York, N.Y.

[**] Term: **14 Years**

[21] Appl. No.: **80,837**

[22] Filed: **Oct. 1, 1979**

[51] **Int. Cl.** ..... **D4—02**

[52] **U.S. Cl.** **D4/25**

[58] **Field of Search** ..... D4/1-38; 15/159 R, 159 A, 160, 167 R, 167 A

[56] **References Cited**

U.S. PATENT DOCUMENTS

D. 179,441	12/1956	Clemens	D4/25
D. 227,521	7/1973	Lindbo	D4/25

Primary Examiner—Catherine E. Kemper

Attorney, Agent, or Firm—Herbert S. Sylvester; Murray M. Grill; John A. Stemwedel

[57] **CLAIM**

The ornamental design for a toothbrush, as shown and described.

DESCRIPTION

FIG. **1** is a top plan view of a toothbrush showing my new design;

FIG. **2** is a side elevation thereof;

FIG. **3** is a bottom plan view thereof;

FIG. **4** is an end elevation thereof taken from line **4—4**;

FIGS. **5, 6, 7,** and **8** are enlarged cross-sectional views thereof taken along lines **5—5, 6—6,** 7—7 and **7—8,** respectively;

FIG. **9** is an enlarged end elevation thereof taken from line **9—9;**

FIG. **10** is a top plan view of a toothbrush showing another embodiment of my design;

FIG. **11** is a side elevation thereof;

FIG. **12** is a bottom plan view thereof;

FIG. **13** is an end elevation thereof.

The sides of the toothbrushes not shown are substantially mirror images of FIGS. **2** and **11.**

The views of FIGS. **5,6,7,8** and **9** are applicable to the embodiment shown in FIG. **10.**



FIG. 1



FIG. 2

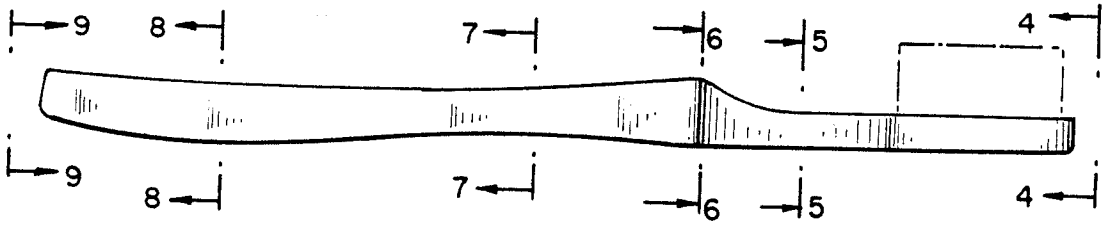

FIG. 3





FIG. 4



FIG. 5



FIG. 6



FIG. 7



FIG. 8



FIG. 9



FIG. 10

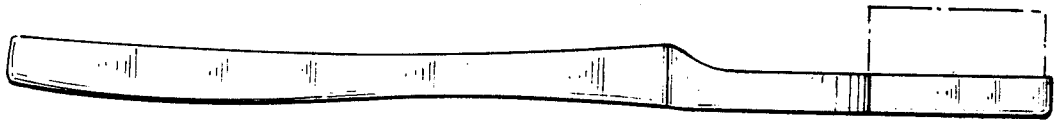

FIG. 11



FIG. 12



FIG. 13