



US00D820512S

(12) **United States Design Patent**
Santoro

(10) **Patent No.:** **US D820,512 S**

(45) **Date of Patent:** **** Jun. 12, 2018**

(54) **LUMINAIRE HUB**

(71) Applicant: **Fluxwerx Illumination Inc.**, Surrey
(CA)

(72) Inventor: **Scott Santoro**, Delta (CA)

(73) Assignee: **Fluxwerx Illumination Inc.**, Surrey
(CA)

(**) Term: **15 Years**

(21) Appl. No.: **29/592,822**

(22) Filed: **Feb. 2, 2017**

(51) **LOC (11) Cl.** **26-05**

(52) **U.S. Cl.**
USPC **D26/142**

(58) **Field of Classification Search**

USPC D26/25, 31, 35, 36, 28, 67, 71, 83, 118,
D26/37, 41, 113, 138, 120, 121, 122;
D14/230; D17/20

CPC F21S 4/00; F21S 4/003; F21S 4/006; F21S
8/00; F21S 8/024; F21S 8/026

See application file for complete search history.

(56) **References Cited**

U.S. PATENT DOCUMENTS

D545,487	S	*	6/2007	Bynum	D26/120
D700,737	S	*	3/2014	Campagna	D26/142
D735,933	S	*	8/2015	Campagna	D26/142
D761,977	S	*	7/2016	Eustace	D26/24
D773,717	S	*	12/2016	Amato	D26/89
D783,200	S	*	4/2017	Nanni	D26/142

D800,957	S	*	10/2017	Eder	D26/138
9,786,825	B2	*	10/2017	Hussell	H01L 33/60
2003/0210551	A1	*	11/2003	Sevack	F21S 8/02
						362/365
2012/0176799	A1	*	7/2012	Burguburu	F21S 8/026
						362/296.01

* cited by examiner

Primary Examiner — John Windmuller

Assistant Examiner — Benjamin M Weeks

(74) *Attorney, Agent, or Firm* — Oyen Wiggs Green &
Mutala LLP

(57) **CLAIM**

The ornamental design for a luminaire hub, as shown and described.

DESCRIPTION

FIG. 1 is a top perspective view of a luminaire hub, showing my new design;

FIG. 2 is a bottom perspective view thereof;

FIG. 3 is a side view thereof;

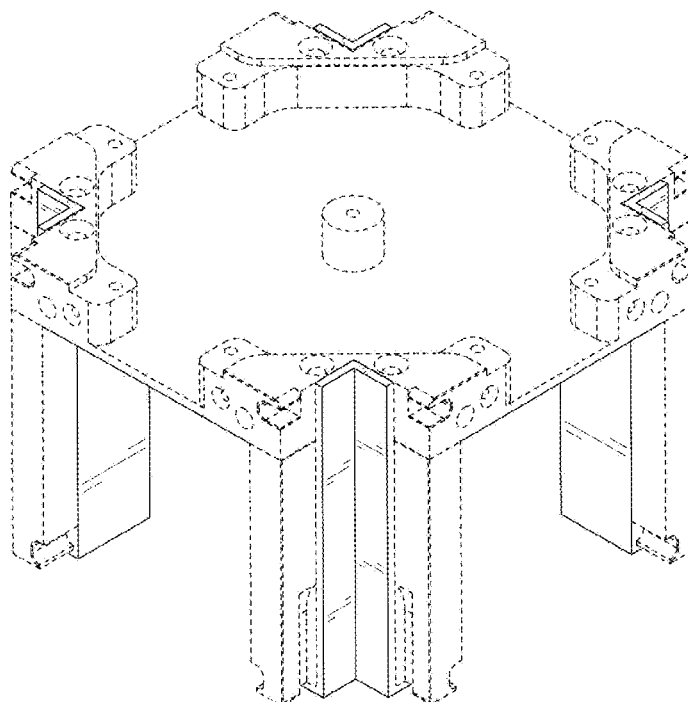
FIG. 4 is a top view thereof;

FIG. 5 is a bottom view thereof; and,

FIG. 6 is a bottom perspective showing the environment in which the luminaire hub is used, the environment including four luminaire leg components attached to the luminaire hub.

The broken lines represent portions of the luminaire hub that form no part of the claimed design.

1 Claim, 6 Drawing Sheets



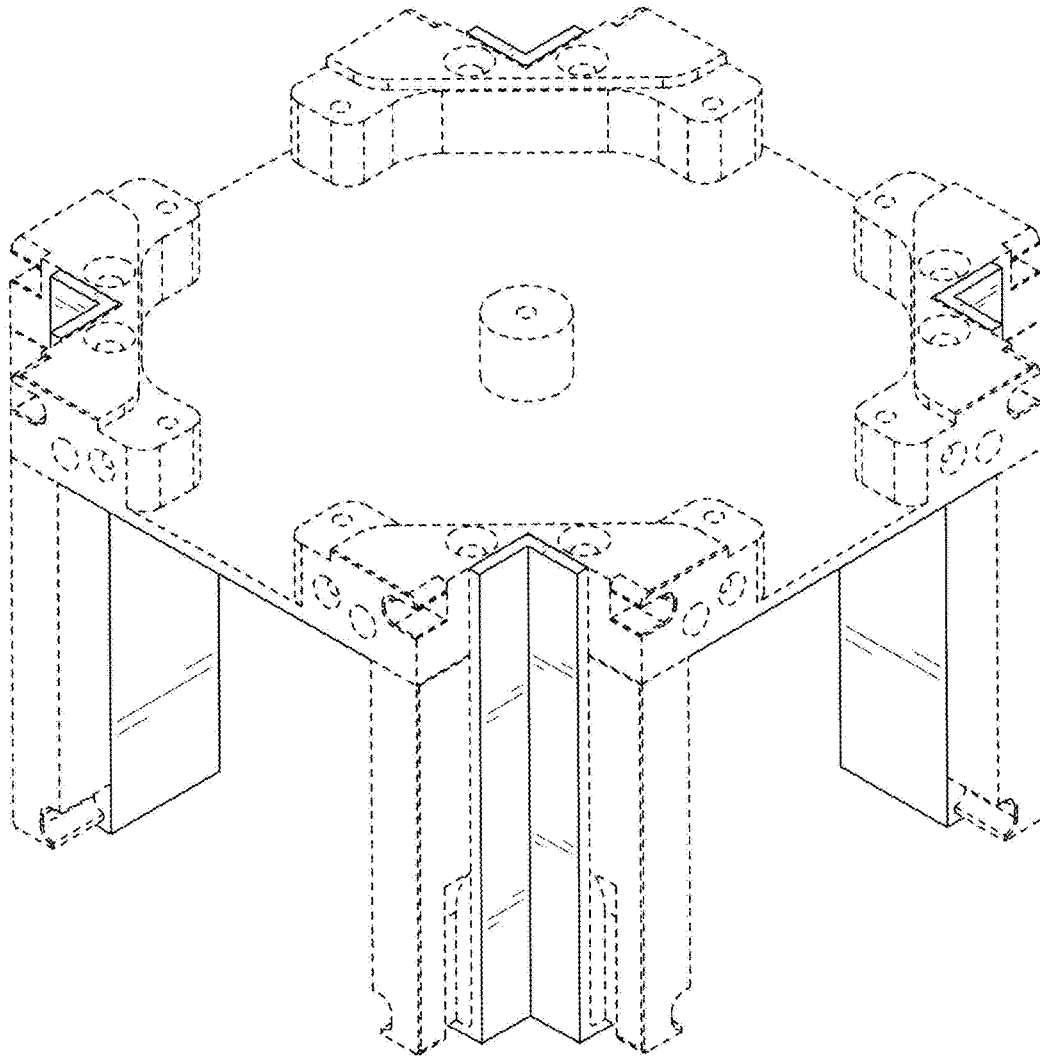


FIG. 1

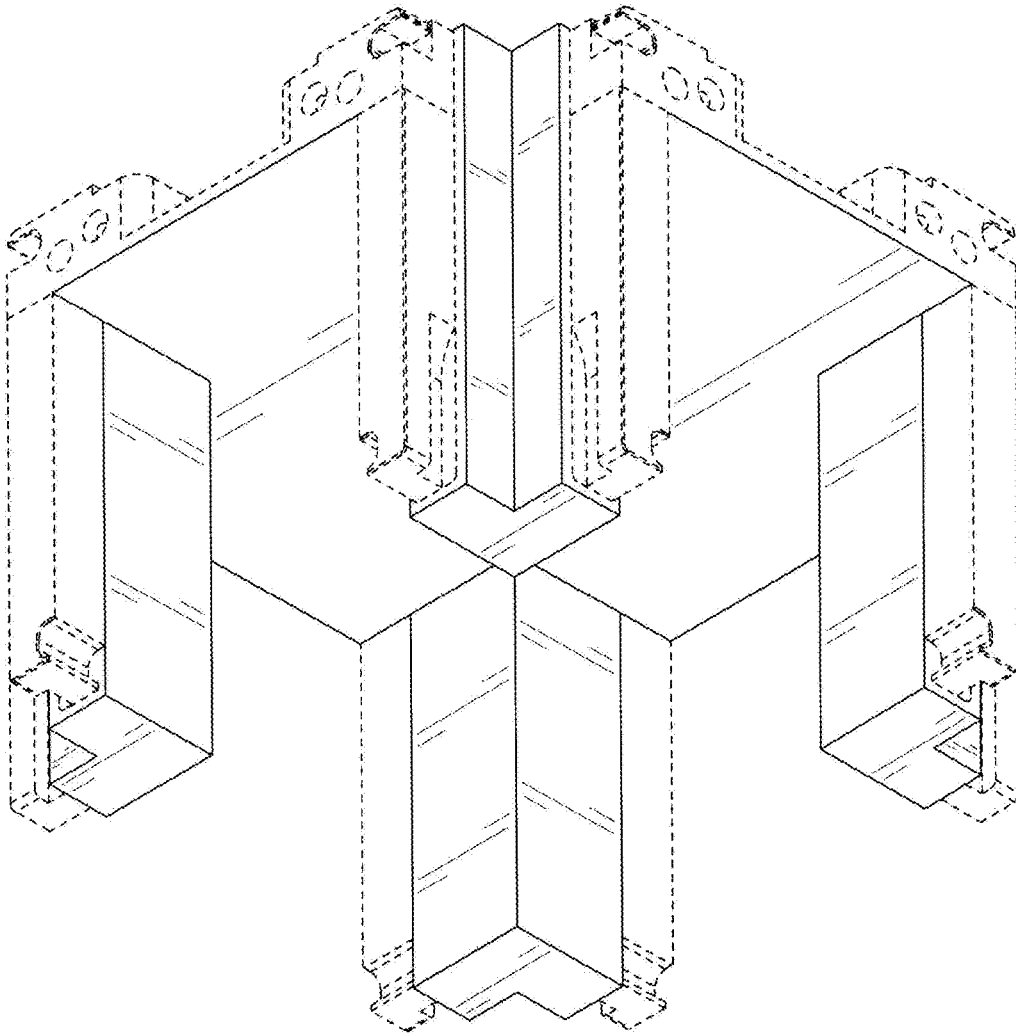


FIG. 2

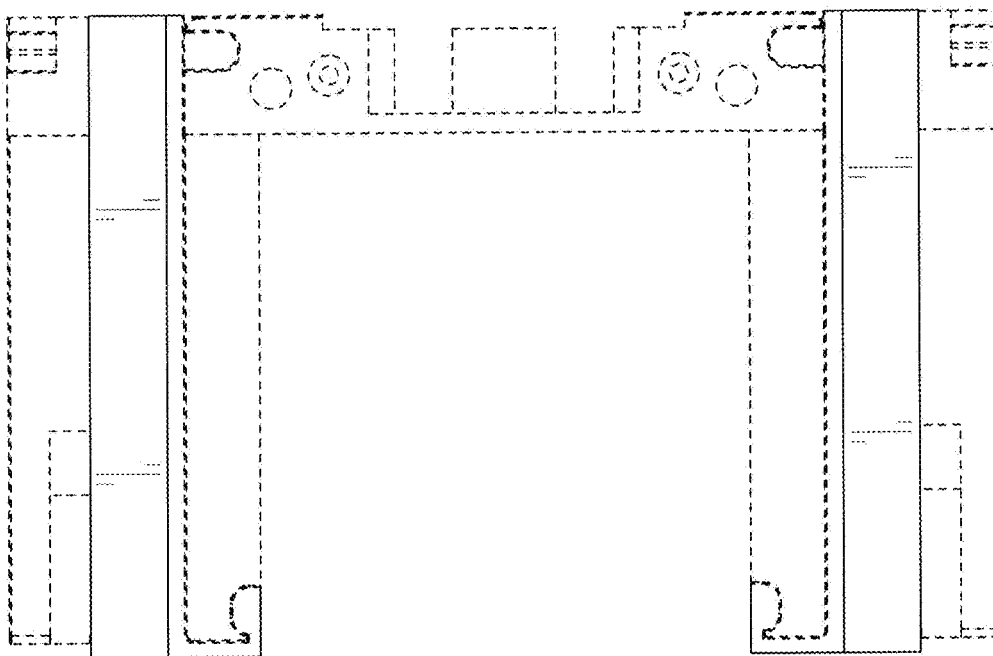


FIG. 3

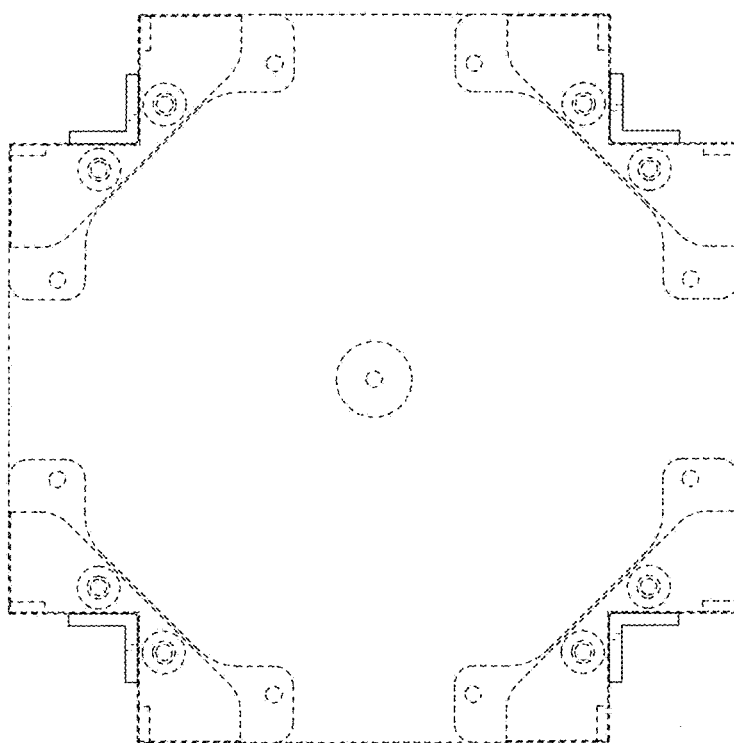


FIG. 4

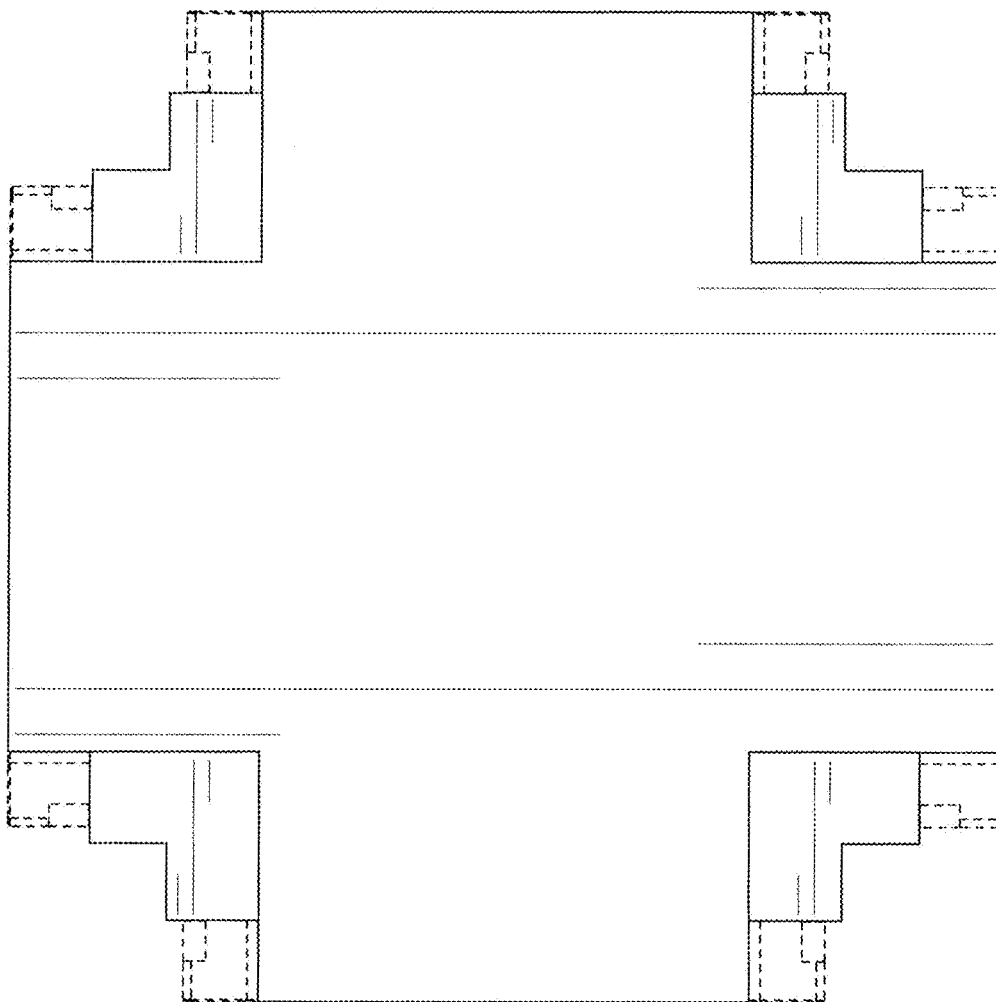


FIG. 5

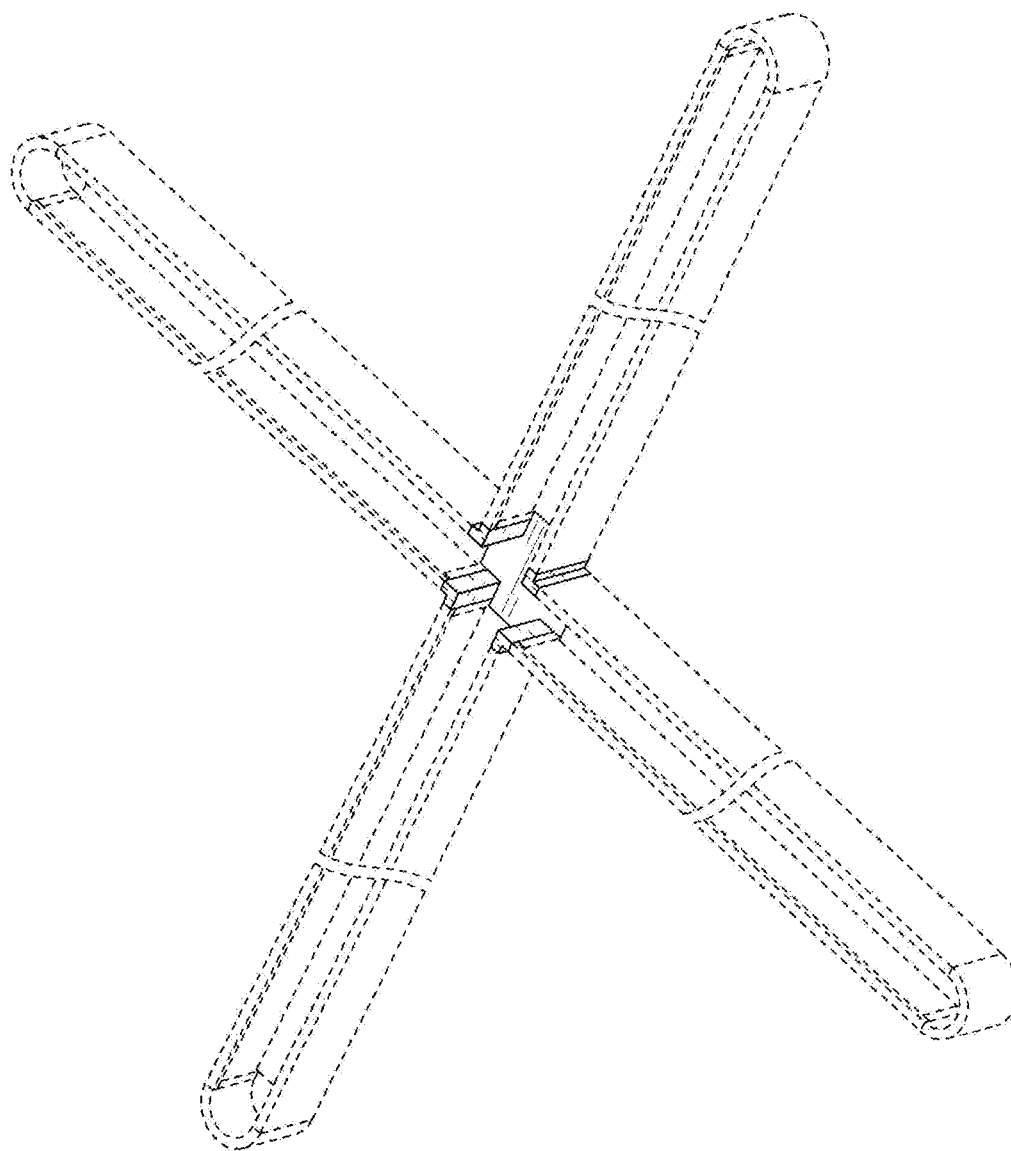


FIG. 6