



US00D724876S

(12) **United States Design Patent**
Gokhale et al.

(10) **Patent No.:** **US D724,876 S**

(45) **Date of Patent:** **** Mar. 24, 2015**

(54) **PLASTIC SHELF**

(71) Applicant: **Heatcraft Refrigeration Products LLC, Richardson, TX (US)**

(72) Inventors: **Rahul Gokhale, Dunwoody, GA (US); Narasimhaan Jayachandran, Snellville, GA (US)**

(73) Assignee: **Heatcraft Refrigeration Products LLC, Richardson, TX (US)**

(**) Term: **14 Years**

(21) Appl. No.: **29/490,830**

(22) Filed: **May 14, 2014**

(51) **LOC (10) Cl.** **06-06**

(52) **U.S. Cl.**
USPC **D6/705**

(58) **Field of Classification Search**
USPC D6/396-397, 406.4, 509-511, 672-673, D6/675-675.1, 702, 704-705; D19/75, 86, D19/90, 91-92; 211/13.1, 10-12, 44, 49.1, 211/50, 71.01, 86.01, 87.01, 88.01; 206/214-215, 371

See application file for complete search history.

(56) **References Cited**

U.S. PATENT DOCUMENTS

D383,339 S *	9/1997	Grosfillex	D6/511
D443,163 S *	6/2001	Welch	D6/574
D495,720 S *	9/2004	Avalos Barcenas et al.	...	D15/89
D525,633 S *	7/2006	Vardon	D15/89

D559,280 S *	1/2008	Vardon	D15/89
D559,282 S *	1/2008	Vardon	D15/89
D562,854 S *	2/2008	Vardon	D15/89
D600,053 S *	9/2009	Chen	D6/510
D607,020 S *	12/2009	Baacke et al.	D15/89
D612,405 S *	3/2010	Eicher	D15/89
D613,316 S *	4/2010	Schmidt	D15/89
D634,570 S *	3/2011	Lin	D6/511
D660,059 S *	5/2012	Nilsson	D6/511
D676,694 S *	2/2013	Daily	D6/707.22
D684,399 S *	6/2013	Gasser	D6/705
D694,046 S *	11/2013	Walter	D6/705
D694,292 S *	11/2013	Eby et al.	D15/89
D701,408 S *	3/2014	Mason et al.	D6/705.7
D703,983 S *	5/2014	Poisson	D6/705
2012/0292277 A1 *	11/2012	Chikkakalbalu	211/94.02

* cited by examiner

Primary Examiner — Kelley Donnelly

(74) *Attorney, Agent, or Firm* — Sutherland Asbill & Brennan LLP

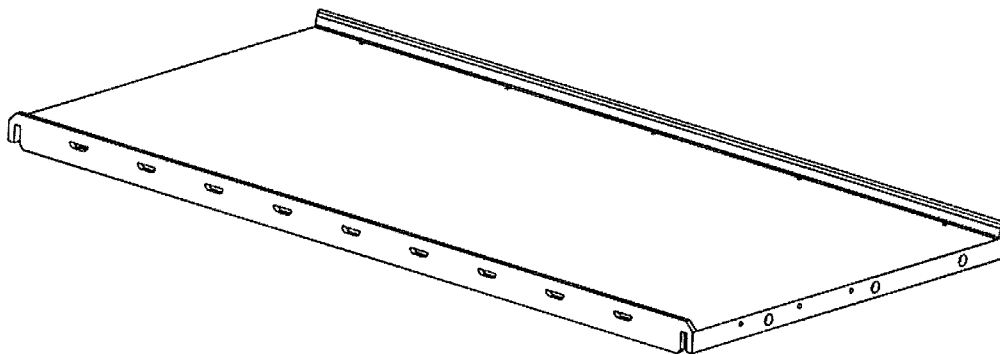
(57) **CLAIM**

The ornamental design for a plastic shelf, as shown and described.

DESCRIPTION

FIG. 1 is a perspective view of our new plastic shelf;
FIG. 2 is a top plan view thereof;
FIG. 3 is a bottom plan view thereof;
FIG. 4 is a front plan view thereof;
FIG. 5 is a right side plan view thereof, the left plan view being the same; and,
FIG. 6 is a rear plan view thereof.

1 Claim, 6 Drawing Sheets



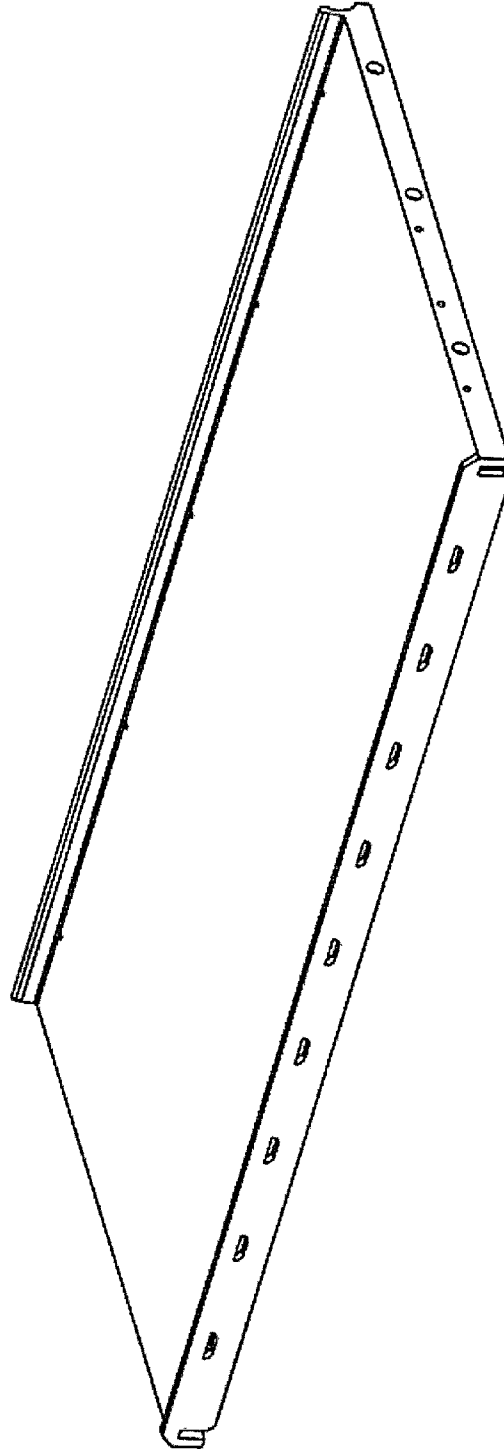


FIG. 1




FIG. 2

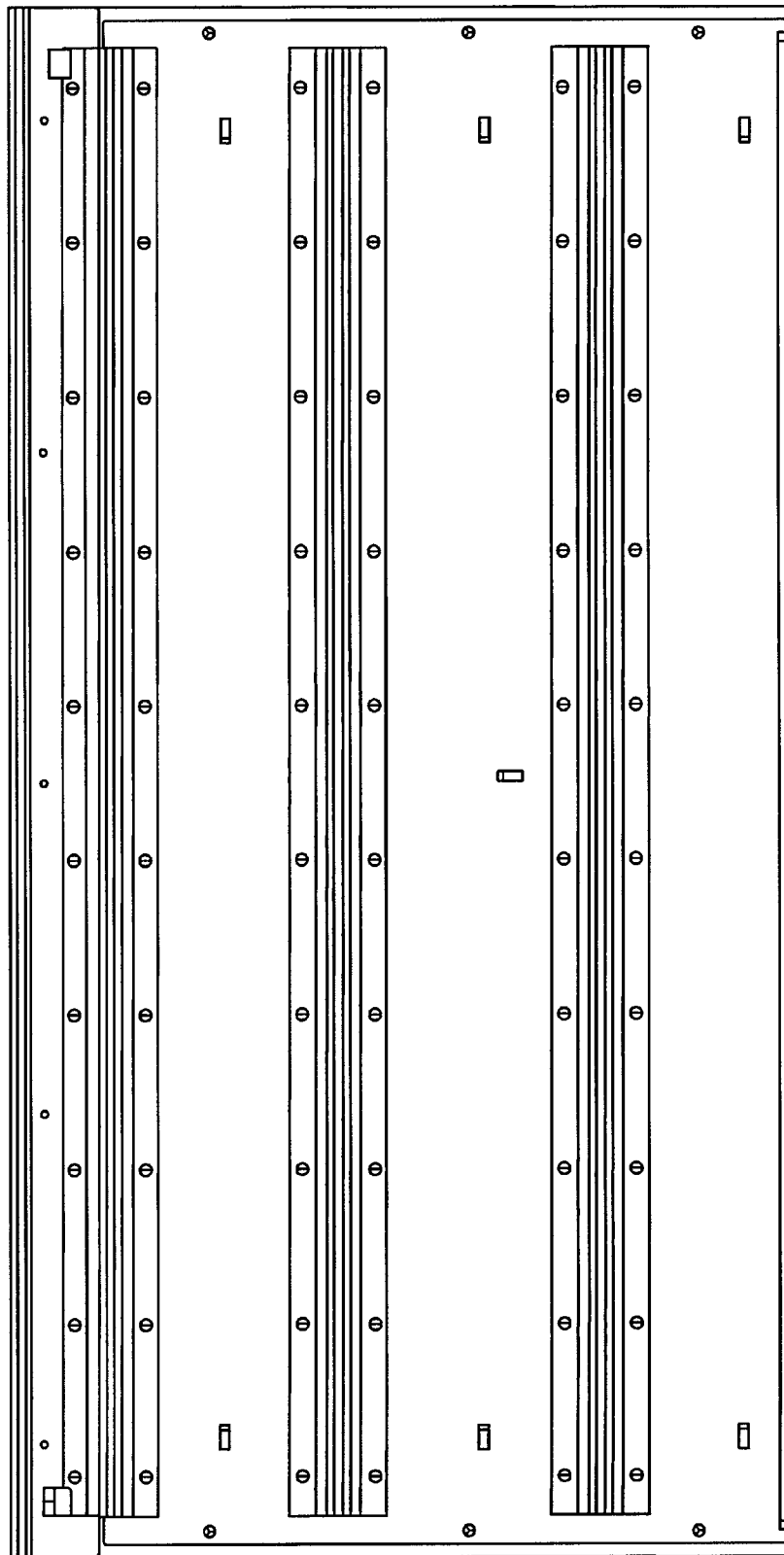


FIG. 3



FIG. 4

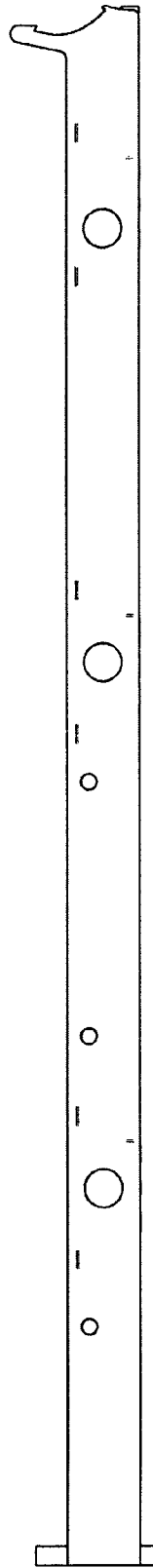


FIG. 5

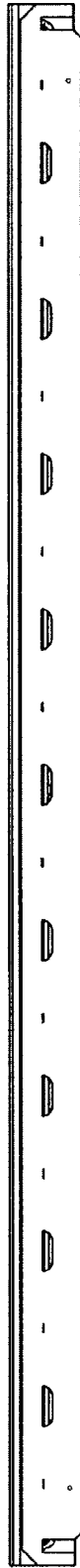


FIG. 6